

NTC VIDEO CONFERENCING

Web conferencing software



NTC - Video Conference

- Visit the below link:

<http://vc.ntc.gov.sd>

- select “Cyber Security Workshop “ from meeting menu
- login credential for Participant:

Username: “your name “ – (exactly your name)

Password: SC_user

users


presentation

chat

Users

Status	Name	Media
	mud (you) isbah	

Presentation: default.pdf



NTC - Video Conference

Navigation controls: back, 1/1, forward, 100% zoom, warning icon, English language dropdown

Chat

All +

Welcome to Jeff 1's meeting.

Send

Stream webcam

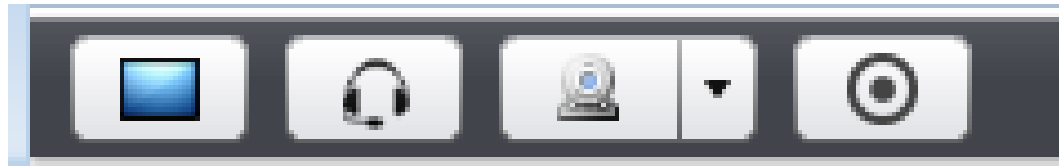


Webcams

listeners

video

Audio and Video



- These icons for sharing Desktop , microphone , webcam and start recording the session

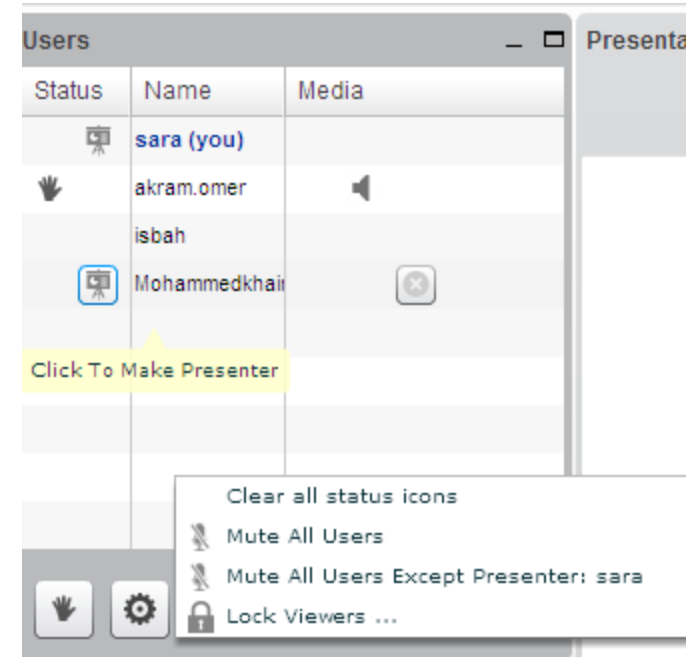
Presentation Module

- PDF , DOC or PPT



User Module

- Shows everyone in room
- These icons:
 - Webcam (click on a user's webcam to see their feed)
 - Hand raise



Chat Module

- Type in lower text box to chat with all in the room
- Click Options tab at top to chat with a specific person, then choose their name
- Their name will appear on a new tab

