



30TH WORLD RADIOCOMMUNICATION SEMINAR

24 – 28 October 2022

Geneva, Switzerland

GE06 Agreement and eTools Articles 4 & 5

By Juan Castro
Broadcasting Services Division

www.itu.int/go/wrs-22



Overview

- **General aspects of GE06**
- **Plan modification (Article 4)**
- **Notification procedure (Article 5)**
- **eTools:**
 - Exercise on coordination examination (GE06 Article 4)
 - Exercise on conformity examination (GE06 Article 5)

General aspects -GE06 Agreement

- **Entry into force: 17 June 2007**

Provisionally as of 17 June 2006

- **Frequency Bands:**

174-230 MHz

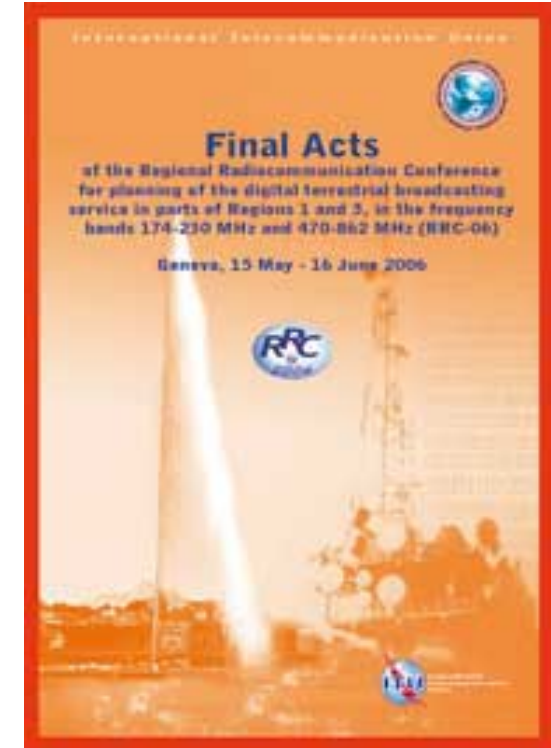
470-862 MHz

- **Plans:**

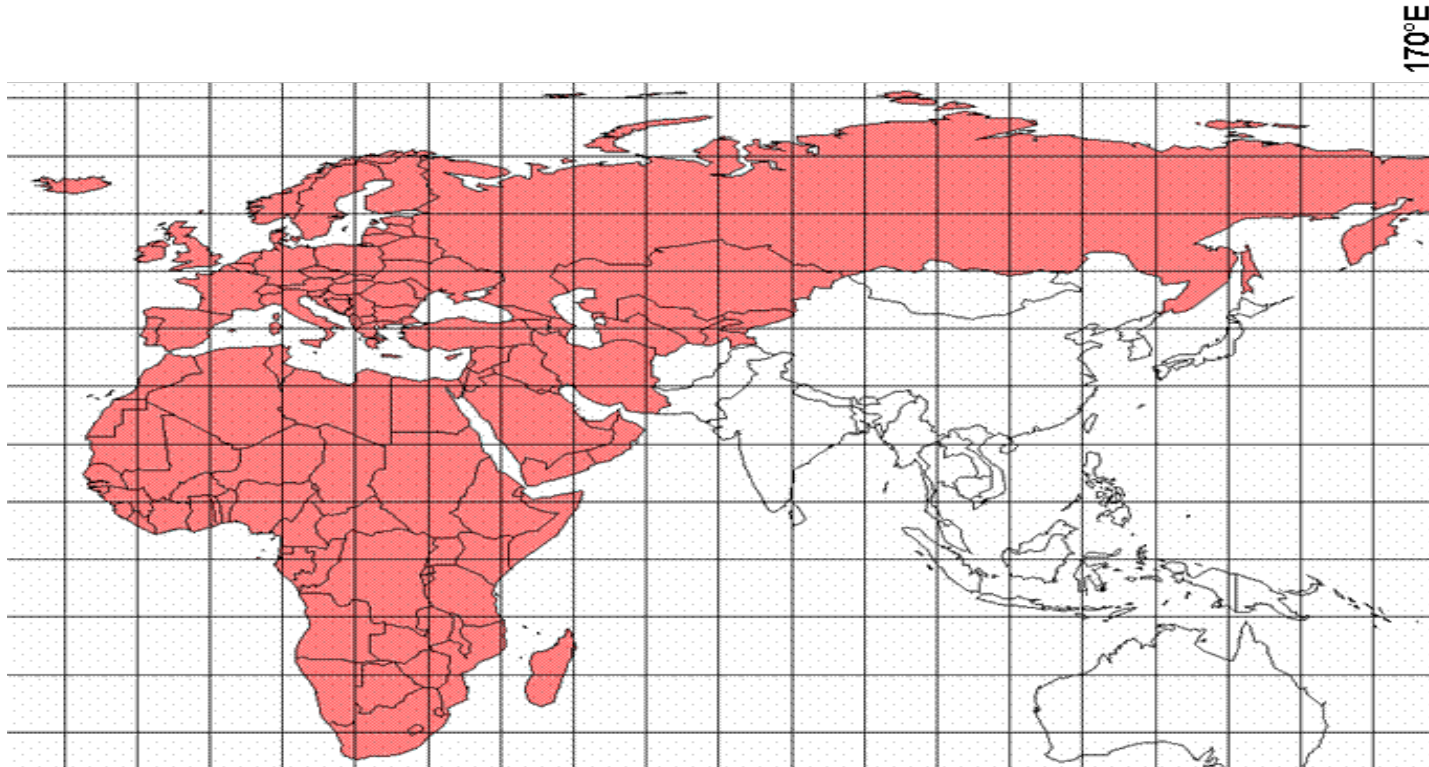
GE06D: for Digital entries;

GE06A: for Analogue assignments; and

GE06L: List for assignments of Other Primary Services



Planning Area –GE06



Planning area: Region 1 (parts of Region 1 situated to the west of meridian 170° E and to the north of parallel 40° S, except the territory of Mongolia) and in the Islamic Republic of Iran

Basic definitions

- Plans: No 1.10 of Article 1 → §3.1 of Article 3
 - 3.1.1 The digital Plan consisting of two parts: the 174-230 MHz band and the 470-862 MHz band (comprising T-DAB Plan assignments, T-DAB Plan allotments, DVB-T Plan assignments, DVB-T Plan allotments).*
 - 3.1.2 The analogue Plan consisting of two parts: the 174-230 MHz band and the 470-862 MHz band. → **The Analogue Plan ceased to exist on 17 June 2020***
- Other Primary Services (OPS) List: No.1.14 of Art.1
 - 1.14 Other primary terrestrial services: The primary terrestrial services other than the broadcasting service, and the primary radio astronomy service, to which the frequency bands 174-230 MHz and/or 470-862 MHz are allocated in the Planning Area in accordance with Article 5 of the Radio Regulations.*
 - Description of OPS systems - Chapter 4, Annex 2

Digital broadcasting

Plan entries and Assignment Codes

Plan Entry Code	Description
1	One assignment only
2	Single Frequency Network (SFN)
3	One allotment only
4	Allotment with linked Assignments and SFN_Ids
5	Allotment with single linked assignment and no SFN identifier



Assignment code	Description
S	Single assignment
L	Linked assignment
C	Converted assignment

Possible combinations:
1S, 2L, 3C, 4L, 4C, 5L

Modification Procedure: Article 4 of GE06 Agreement

Plan modification definition

§ 4.1 and 4.2 of Article 4

- **Change** characteristics of an allotment or assignment already in the Plans;
- **Add** to the Plans:
 - An allotment or assignment;
 - A converted assignment (an assignment stemming from an allotment) to the digital Plan;
- **Cancel (suppress)** from the Plans an allotment or an assignment;

Provisions of Article 4

Informing administrations

§ 4.1.2.8: 0 days →
affected adm.

§ 4.1.4.8: 50 days →
affected adm.

§ 4.1.2.7: Assignment stemming
from an allotment that failed in
conformity check → notifying
adm. (30 days to modify)

§ 4.1.4.8: 75 days →
notifying adm.

§ 4.1.4.10: Reminder →
affected adm. that did not
reply

2 years and
75 days



Affected administration rights

(within 40 days from the publication day)

- **§ 4.1.3.2:** Request the *Bureau* to **add its name** to the list of affected administrations
- **§ 4.1.2.9:** Request the Bureau to **remove its name** from the list of administrations having given their agreement

Article 4 procedures

GE06D

- GS1
- GT1
- GS2
- GT2

Normal procedure: Pub_req=FALSE



Shortcut procedure Pub_req= TRUE

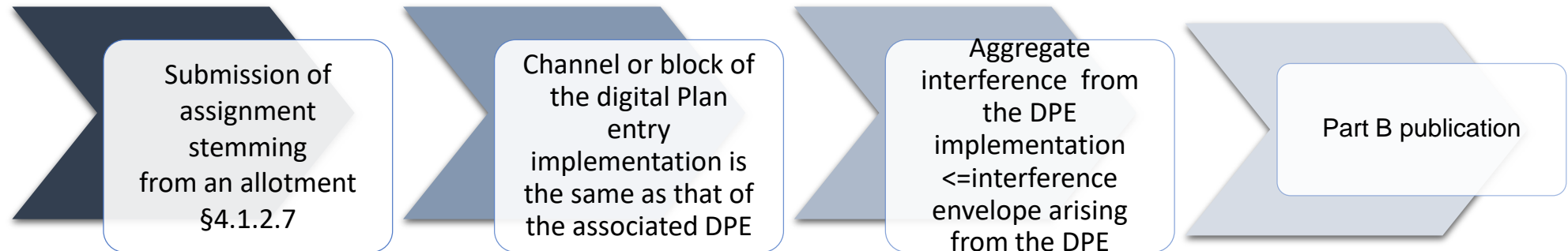


Converted assignment



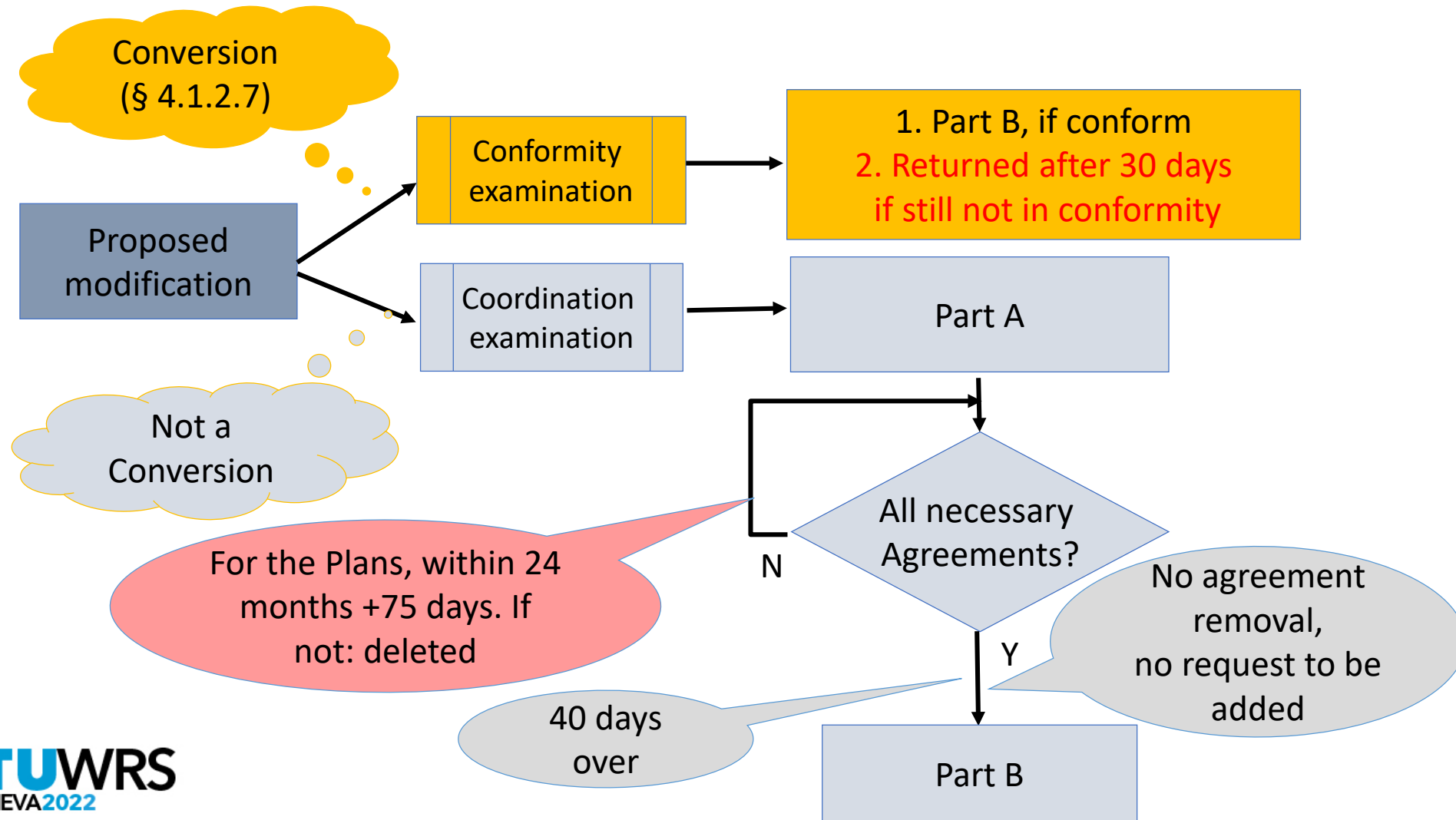
Conformity examination Article 4

- Specific to converted assignments
- Section II of Annex 4
- Define if the assignment is in conformity



- No coordination information is necessary
- 'Plan Remarks' remain the same as in the allotment
- It is recommended to carry out an unofficial check on conformity before submission to the BR

Publication process—Article 4



Specific features of the coordination procedure

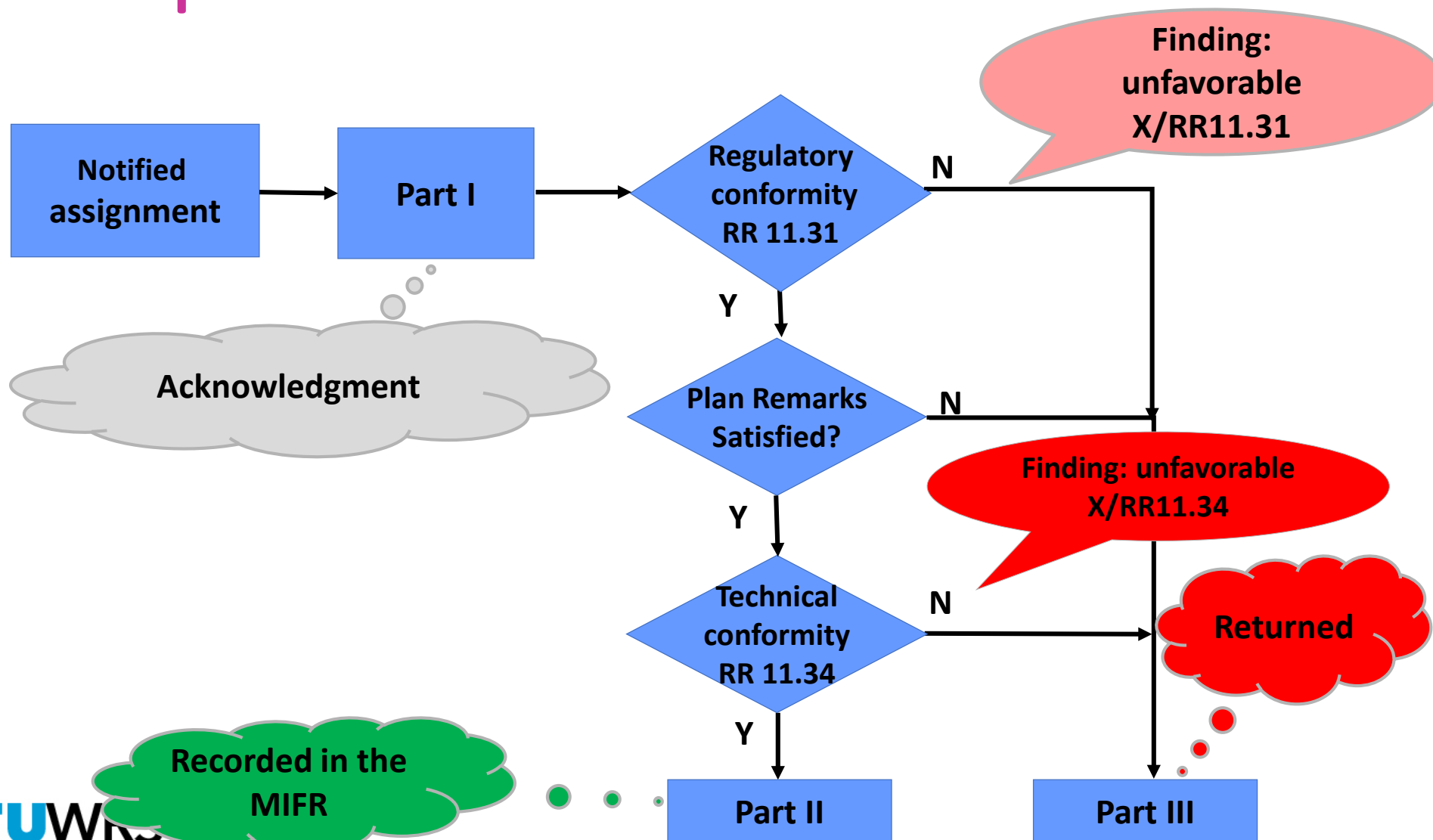
No reply?	Temporary Agreement? (Art4) § 4.1.5.4	Delete the Plan Remarks?	Proposed modification of the Plans if not recorded after 24 months and 75 days?	End of the transition period?
<ul style="list-style-type: none">• No agreement	<ul style="list-style-type: none">• For a defined duration	<ul style="list-style-type: none">• Not possible	<ul style="list-style-type: none">• Deleted	<ul style="list-style-type: none">• All analogue assignments will be deleted• All Plan remarks with respect to analogue cease to apply

Notification procedure: Article 5 of GE06 Agreement (Article 11 of RR)

Notification procedure GE06

- When an administration proposes to bring into use an assignment to a station, it shall notify to the Bureau, in accordance with the provisions of **Article 11 of the Radio Regulations**.
- Before notifying, ensure that the relevant assignment is **RECORDED in the Plan** (exception for the assignment stemming from allotment, which can be notified directly under Article 5)
- **If Plan remarks**, notify with all necessary agreements (application of Section II of Annex 4)

Article 5 procedure



Article 5 of GE06: Specific cases

Assignment(s) stemming from an allotment

- It is possible to notify directly applying article 5 of GE06 Agreement;
- The agreement from neighbouring administrations is necessary only when the allotment bears Plan Remarks.

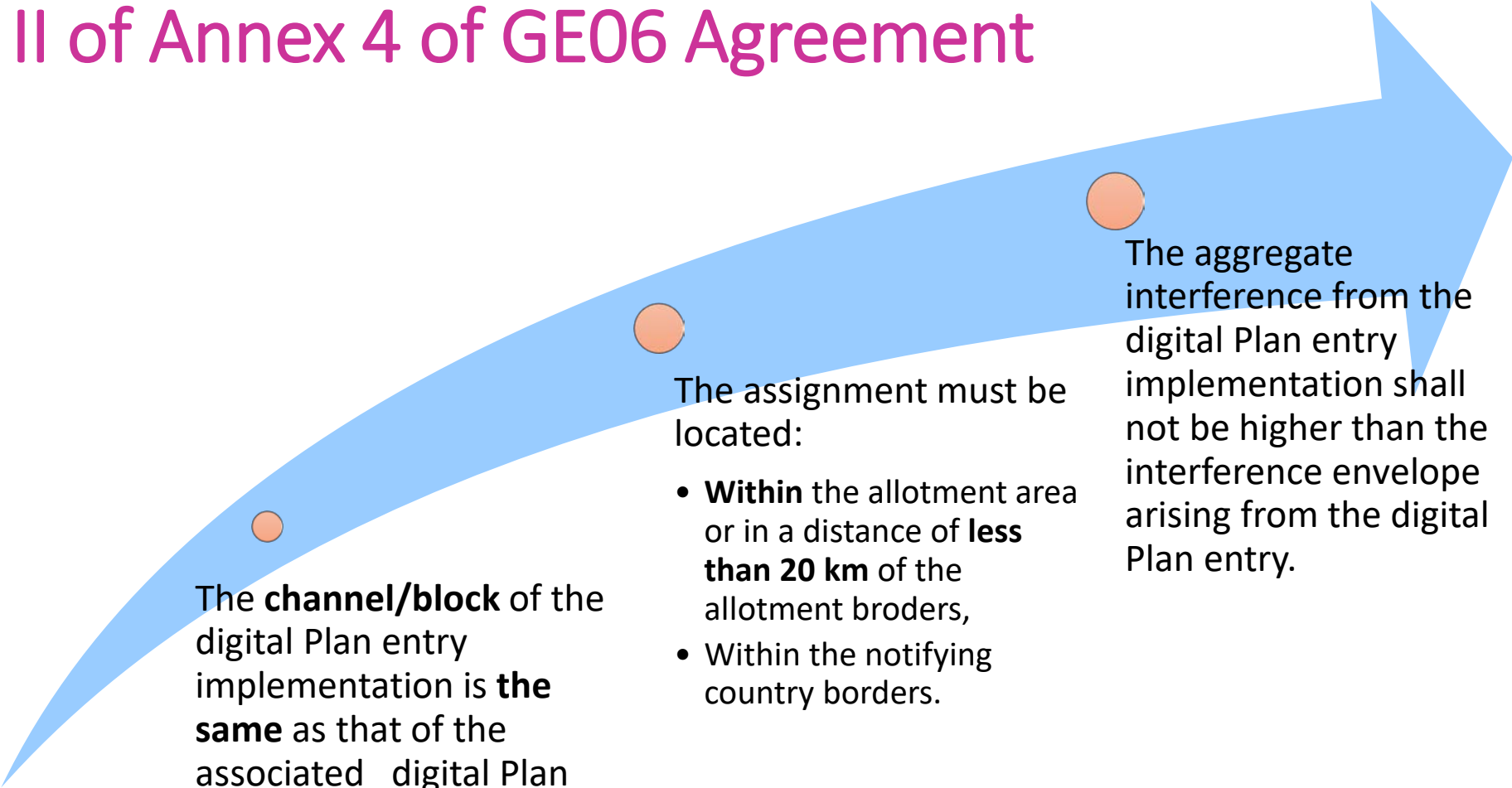
Provision 5.1.2^e

- **5.1.2e:** in the case of the use of an entry in the digital Plan, with different characteristics, within the DVB-T or T-DAB systems, the conditions specified in **Section II of Annex 4** are met.

Provision 5.1.3

- **5.1.3:** A digital entry in the Plan may also be notified with **characteristics different** from those appearing in the Plan, for transmissions in the **broadcasting service or in other primary terrestrial services** operating in conformity with the *Radio Regulations*, **provided** that the peak power density in any **4 kHz** of the above-mentioned notified assignments shall not exceed the spectral power density in the same **4 kHz** of the digital entry in the Plan.
- Such use shall not claim more protection than that afforded to the above-mentioned digital entry.

Conditions of the conversion: Section II of Annex 4 of GE06 Agreement



The **channel/block** of the digital Plan entry implementation is **the same** as that of the associated digital Plan entry.

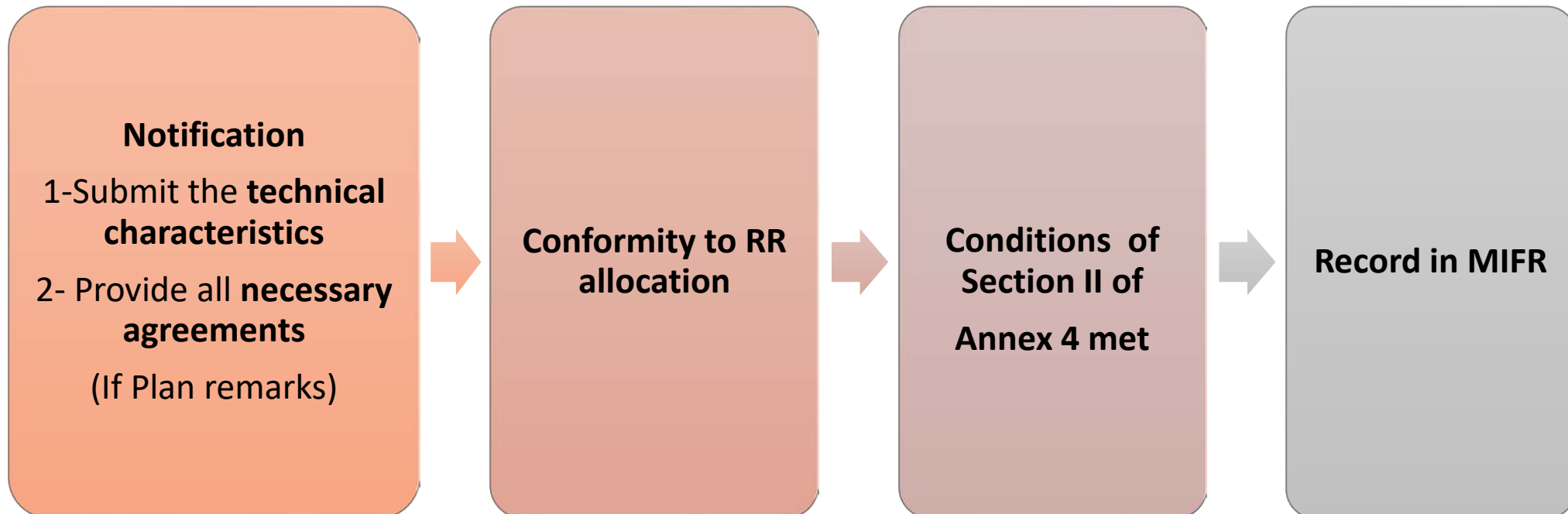
The assignment must be located:

- **Within** the allotment area or in a distance of **less than 20 km** of the allotment borders,
- Within the notifying country borders.

The aggregate interference from the digital Plan entry implementation shall not be higher than the interference envelope arising from the digital Plan entry.

Notification according to 5.1.2e

As 5.1.2e is applied for the notification of **DVB-T and T-DAB systems** the electronic notification forms are: **GS1 for T-DAB** | **GT1 for DVB-T**



Notification according to 5.1.3

Rules of Procedures - Part A10

The Board understands that the examination of the 4 kHz condition is only the first step that the Bureau would need to carry out under No. 5.1.3 of the GE06 Agreement.

If the examination of the peak power density is within the specified limits, then the Bureau will proceed to conformity examination (Section II of Annex 4).

Adm. needs to supply all the relevant characteristics that are necessary.

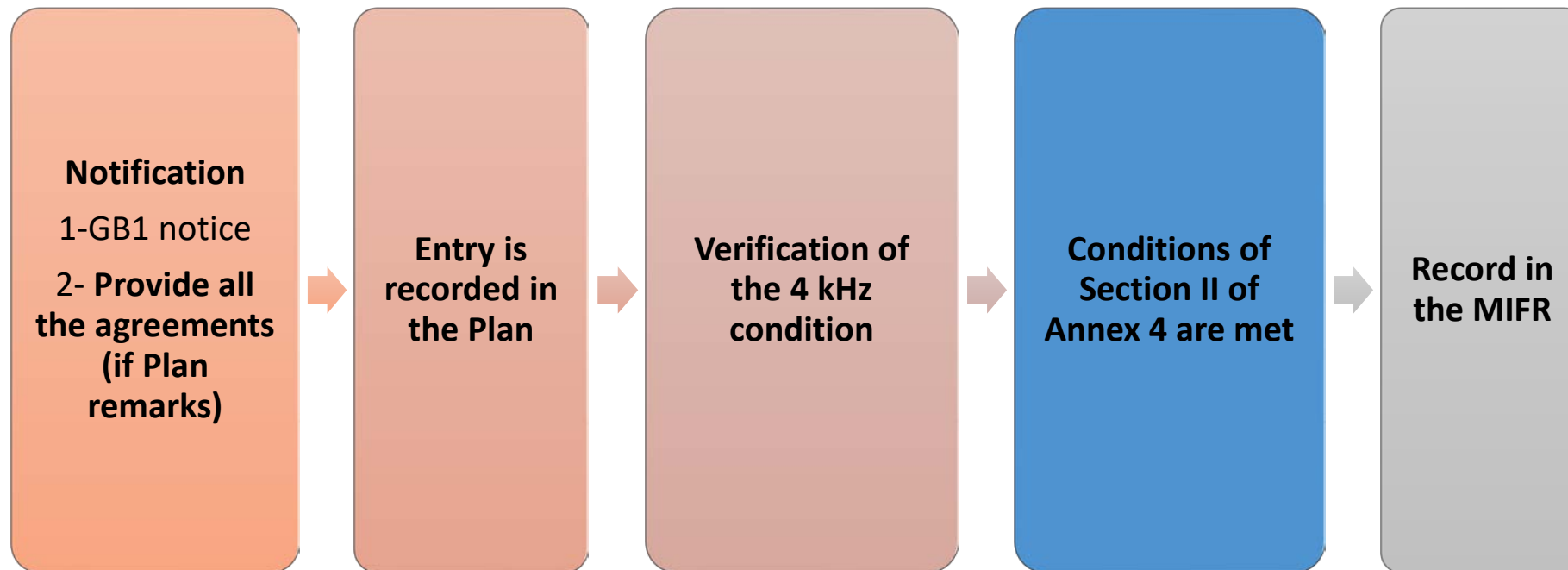
If the digital Plan entry bears a remark, the Adm. shall provide all the necessary agreements

Notification form for 5.1.3 (circular Letters CR/261 and 262)

- For a digital assignment in the Broadcasting service:
GB1
- For an assignment in a Service other than
Broadcasting: **G11, G12, G13, G14**


Notification according to 5.1.3

Rules of Procedures - Part A10



Another chance... Resubmission

Provisions 5.1.6, 5.1.7 and 5.1.8



Without the signed commitment, the notice is returned to Adm.

Remember...

GE06 Plan = planned stations



GE06 ARTICLE 4 = GE06 Plan modifications

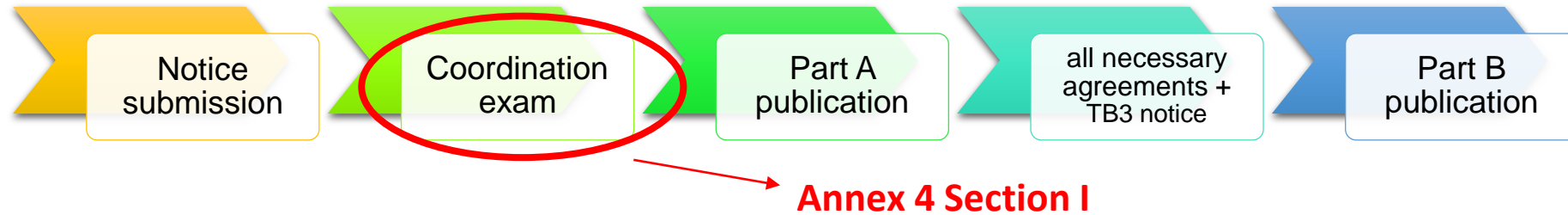
MIFR = stations in Service



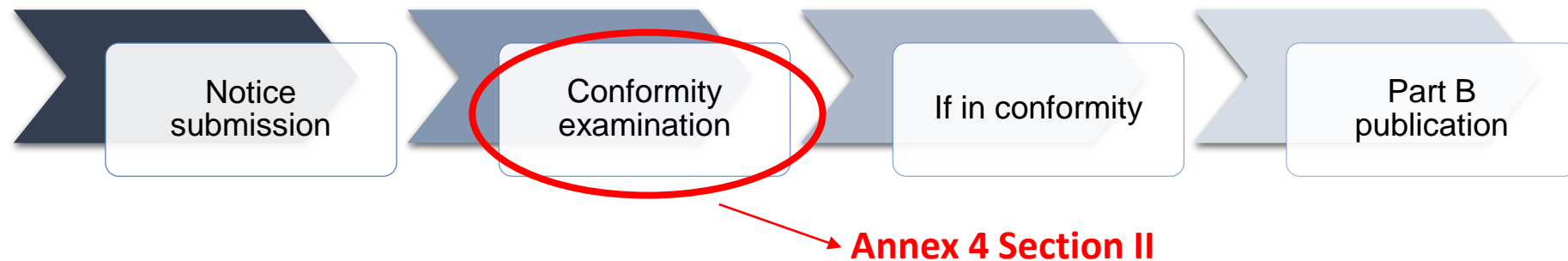
GE06 ARTICLE 5 = MIFR Recordings

GE06 ARTICLE 4

Normal case: Plan Modification (Article 4)

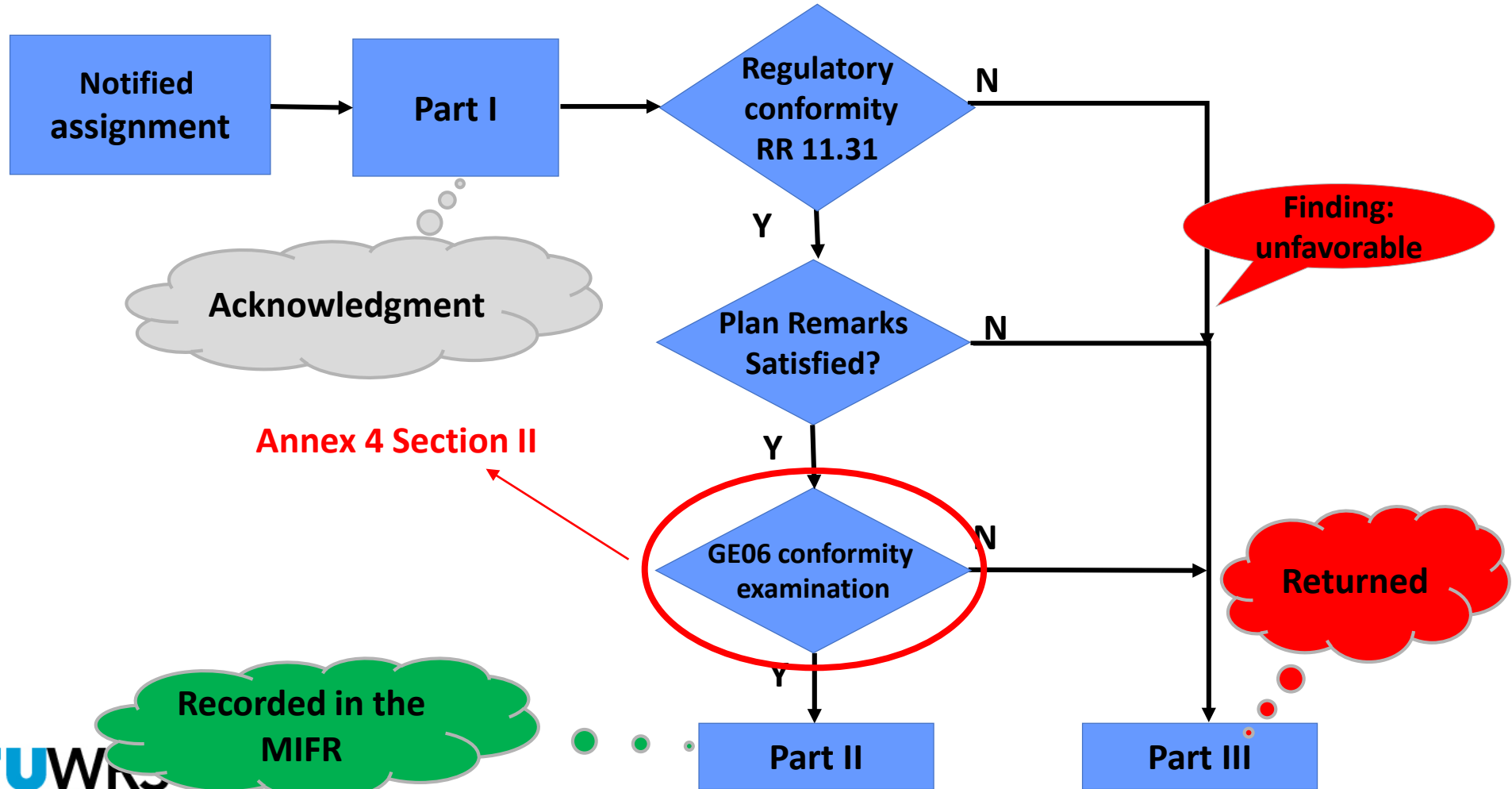


Special Case: Assignment stemming from an allotment (converted assignment)



GE06 ARTICLE 5

Record in the MIFR a station when it is brought into use



Exercises

- ✓ *Exercise on coordination examination
(GE06 Article 4)*
- ✓ *Exercises on conformity examination
(GE06 Article 5)*

Exercise on coordination examination

(for an assignment or allotment under Article 4)

(BEL-GT1-WRS22.txt)

- Open eBroadcasting application: www.itu.int/ITU-R/eTerrestrial/eBroadcasting
- Access: **TIES username** and **password** or
Username: **user1** Password: **user1**
- Click on *eTools*
- Select **GE06** on the dropdown box on the left and **GE06D Art. 4 Plan Modification** on the dropdown box on the right
- Click on *New calculation*
- Name your job
- Select your file clicking on the empty drop box
- Click on *Upload file*
- Click on *Submit*
- Click on *Back to calculation History*
- Find your job, and click on *Refresh all* until Job status is 'Success'
- Click on the job ID to access the job summary screen
- In the Job Output section, click on the Adm Id to view the results

Exercises on conformity examination under Article 5 of the GE06 Agreement

Procedure

1. Open GE06Calc
2. Select Tools → Conformity examination
3. Browse the file and click Next
4. Once again click Next and wait for results
5. Select item of interest and click on the blue number
6. Check the results
7. If necessary, modify the notice, using TerRaNotices tool, and repeat steps 2-6

Exercises

1. **File: Art5_GT1_example.txt**
2. Apply power reduction to the previous notice to comply with the interference envelop of the corresponding GE06D Plan entry (Section II of Annex 4 to the GE06 Agreement). **File: Art5_GT1_example_39.6dBW.txt**

Thank you!

ITU – Radiocommunication Bureau

Questions to brmail@itu.int or brbcd@itu.int

