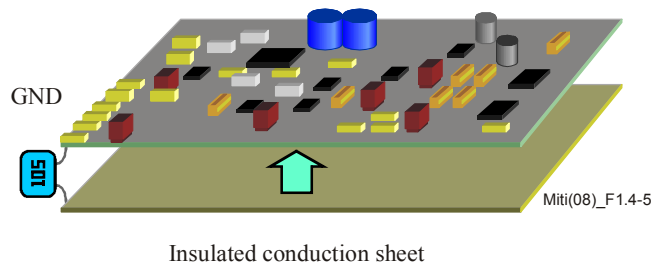


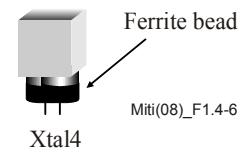
## Mitigation method

The following definitive mitigation methods were applied:

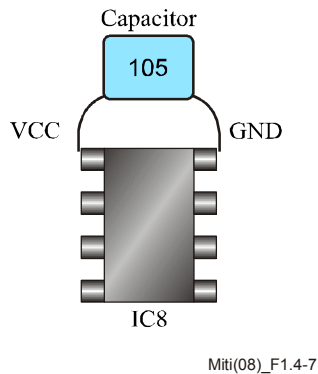
- 1) An insulated conduction sheet was pasted onto the circuit board and a capacitor was put between the GND of the circuit and the sheet (Figure 1.4-5).
- 2) A ferrite bead was installed at the base of Xtal4 (Figure 1.4-6).
- 3) A capacitor was installed between VCC and GND of IC8 (Figure 1.4-7).
- 4) Ferrite cores were installed on all lines (Figure 1.4-8).



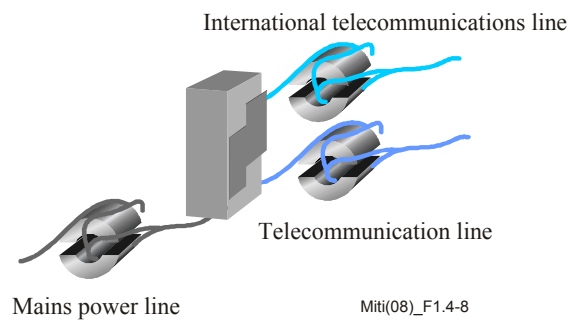
**Figure 1.4-5 – Conduction sheet**



**Figure 1.4-6 – Ferrite bead**



**Figure 1.4-7 – Capacitor**



**Figure 1.4-8 – Ferrite core**

NOTE 1 – System integrity must be confirmed.

NOTE 2 – Changes to the system must be reported to the customer and are outside the guarantee in the future.