



UNIÓN INTERNACIONAL DE TELECOMUNICACIONES

UIT-T

SECTOR DE NORMALIZACIÓN
DE LAS TELECOMUNICACIONES
DE LA UIT

X.284

(12/97)

SERIE X: REDES DE DATOS Y COMUNICACIÓN
ENTRE SISTEMAS ABIERTOS

Interconexión de sistemas abiertos – Objetos gestionados
de capa

**Tecnología de la información – Elementos de
información de gestión relacionados con la
capa de transporte de interconexión de
sistemas abiertos**

Recomendación UIT-T X.284

(Anteriormente Recomendación del CCITT)

RECOMENDACIONES DE LA SERIE X DEL UIT-T
REDES DE DATOS Y COMUNICACIÓN ENTRE SISTEMAS ABIERTOS

REDES PÚBLICAS DE DATOS	
Servicios y facilidades	X.1–X.19
Interfaces	X.20–X.49
Transmisión, señalización y conmutación	X.50–X.89
Aspectos de redes	X.90–X.149
Mantenimiento	X.150–X.179
Disposiciones administrativas	X.180–X.199
INTERCONEXIÓN DE SISTEMAS ABIERTOS	
Modelo y notación	X.200–X.209
Definiciones de los servicios	X.210–X.219
Especificaciones de los protocolos en modo conexión	X.220–X.229
Especificaciones de los protocolos en modo sin conexión	X.230–X.239
Formularios para declaraciones de conformidad de implementación de protocolo	X.240–X.259
Identificación de protocolos	X.260–X.269
Protocolos de seguridad	X.270–X.279
Objetos gestionados de capa	X.280–X.289
Pruebas de conformidad	X.290–X.299
INTERFUNCIONAMIENTO ENTRE REDES	
Generalidades	X.300–X.349
Sistemas de transmisión de datos por satélite	X.350–X.399
SISTEMAS DE TRATAMIENTO DE MENSAJES	X.400–X.499
DIRECTORIO	X.500–X.599
GESTIÓN DE REDES DE INTERCONEXIÓN DE SISTEMAS ABIERTOS Y ASPECTOS DE SISTEMAS	
Gestión de redes	X.600–X.629
Eficacia	X.630–X.639
Calidad de servicio	X.640–X.649
Denominación, direccionamiento y registro	X.650–X.679
Notación de sintaxis abstracta uno	X.680–X.699
GESTIÓN DE INTERCONEXIÓN DE SISTEMAS ABIERTOS	
Marco y arquitectura de la gestión de sistemas	X.700–X.709
Servicio y protocolo de comunicación de gestión	X.710–X.719
Estructura de la información de gestión	X.720–X.729
Funciones de gestión y funciones de arquitectura de gestión distribuida abierta	X.730–X.799
SEGURIDAD	X.800–X.849
APLICACIONES DE INTERCONEXIÓN DE SISTEMAS ABIERTOS	
Compromiso, concurrencia y recuperación	X.850–X.859
Procesamiento de transacciones	X.860–X.879
Operaciones a distancia	X.880–X.899
PROCESAMIENTO DISTRIBUIDO ABIERTO	X.900–X.999

Para más información, véase la Lista de Recomendaciones del UIT-T.

NORMA INTERNACIONAL 10737

RECOMENDACIÓN UIT-T X.284

**TECNOLOGÍA DE LA INFORMACIÓN – ELEMENTOS DE INFORMACIÓN
DE GESTIÓN RELACIONADOS CON LA CAPA DE TRANSPORTE
DE INTERCONEXIÓN DE SISTEMAS ABIERTOS**

Resumen

En la presente Recomendación | Norma Internacional se especifica la información de gestión relacionada con la capa de transporte, incluyendo la definición de la clase de objeto gestionado de los objetos gestionados de la capa de transporte, la relación de los objetos gestionados y los atributos con la operación de la capa y otros objetos y atributos de la capa y las acciones permitidas sobre los atributos de los objetos gestionados de la capa de transporte.

Orígenes

El texto de la Recomendación UIT-T X.284 se aprobó el 12 de diciembre de 1997. Su texto se publica también, en forma idéntica, como Norma Internacional ISO/CEI 10737.

PREFACIO

La UIT (Unión Internacional de Telecomunicaciones) es el organismo especializado de las Naciones Unidas en el campo de las telecomunicaciones. El UIT-T (Sector de Normalización de las Telecomunicaciones de la UIT) es un órgano permanente de la UIT. Este órgano estudia los aspectos técnicos, de explotación y tarifarios y publica Recomendaciones sobre los mismos, con miras a la normalización de las telecomunicaciones en el plano mundial.

La Conferencia Mundial de Normalización de las Telecomunicaciones (CMNT), que se celebra cada cuatro años, establece los temas que han de estudiar las Comisiones de Estudio del UIT-T, que a su vez producen Recomendaciones sobre dichos temas.

La aprobación de Recomendaciones por los Miembros del UIT-T es el objeto del procedimiento establecido en la Resolución N.º 1 de la CMNT.

En ciertos sectores de la tecnología de la información que corresponden a la esfera de competencia del UIT-T, se preparan las normas necesarias en colaboración con la ISO y la CEI.

NOTA

En esta Recomendación, la expresión "Administración" se utiliza para designar, en forma abreviada, tanto una administración de telecomunicaciones como una empresa de explotación reconocida de telecomunicaciones.

PROPIEDAD INTELECTUAL

La UIT señala a la atención la posibilidad de que la utilización o aplicación de la presente Recomendación suponga el empleo de un derecho de propiedad intelectual reivindicado. La UIT no adopta ninguna posición en cuanto a la demostración, validez o aplicabilidad de los derechos de propiedad intelectual reivindicados, ya sea por los miembros de la UIT o por terceros ajenos al proceso de elaboración de Recomendaciones.

En la fecha de aprobación de la presente Recomendación, la UIT no ha recibido notificación de propiedad intelectual, protegida por patente, que puede ser necesaria para aplicar esta Recomendación. Sin embargo, debe señalarse a los usuarios que puede que esta información no se encuentre totalmente actualizada al respecto, por lo que se les insta encarecidamente a consultar la base de datos sobre patentes de la TSB.

© UIT 1998

Es propiedad. Ninguna parte de esta publicación puede reproducirse o utilizarse, de ninguna forma o por ningún medio, sea éste electrónico o mecánico, de fotocopia o de microfilm, sin previa autorización escrita por parte de la UIT, salvo lo indicado en las notas de pie de página 1) a 7) de los anexos D a G respectivamente.

ÍNDICE

		<i>Página</i>
1	Alcance	1
2	Referencias normativas	1
	2.1 Recomendaciones Normas Internacionales idénticas	1
	2.2 Pares de Recomendaciones Normas Internacionales de contenido técnico equivalente.....	2
3	Definiciones	3
	3.1 Definiciones del modelo de referencia básico.....	3
	3.2 Modelo de información.....	3
	3.3 Directrices para la definición de objetos gestionados (GDMO)	3
	3.4 Marco de gestión.....	4
4	Abreviaturas	4
5	Elementos de información de gestión de la capa de transporte	4
	5.1 Jerarquía de los objetos gestionados	4
	5.1.1 Resumen de objetos gestionados.....	4
	5.1.2 Jerarquía de contenedores	5
	5.1.3 Relaciones.....	5
	5.1.4 Capacidades mínimas de filtrado de eventos	6
	5.1.5 Utilización de campos opcionales.....	6
	5.2 Definiciones de las GDMO de capa de transporte común	6
	5.3 Objeto gestionado subsistema de transporte	7
	5.4 Objeto gestionado entidad de transporte	7
	5.5 Objeto gestionado máquina de protocolo de transporte en modo sin conexión	10
	5.6 Objeto gestionado máquina de protocolo de transporte en modo con conexión	12
	5.7 Objeto gestionado TSAP	15
	5.8 Objeto gestionado conexión de transporte e IVMO	16
	5.8.1 Objeto gestionado conexión de transporte	16
	5.8.2 Objeto gestionado con valores iniciales conexión de transporte	18
	5.8.3 Elementos de información de gestión para MO transportConnection e IVMO transportConnection.....	19
	5.9 Objeto de gestión de la máquina de protocolo NCMS	26
	5.10 Objeto gestionado valor inicial de control de conexión de red	28
	5.10.1 Objeto gestionado control de conexión de red	28
	5.10.2 Objeto gestionado valor inicial de control de conexión de red	28
6	Módulos de ASN.1.....	32
	6.1 Definiciones de identificadores de objetos	32
	6.1.1 Abreviaturas.....	32
	6.1.2 Otras definiciones de identificadores de objetos.....	32
	6.2 Otras definiciones	32
7	Conformidad	33
	7.1 Requisitos de conformidad con la presente Recomendación Norma Internacional.....	33
	7.1.1 Conformidad estática	33
	7.1.2 Conformidad dinámica.....	33
	7.1.3 Requisitos de la declaración de conformidad de implementación de gestión	33
	7.2 Requisitos de conformidad específicos del protocolo	34
	7.2.1 Conformidad con la operación de gestión de la Rec. UIT-T X.224 ISO/CEI 8073	34
	7.2.2 Conformidad con la operación de gestión de la Rec. UIT-T X.234 ISO/CEI 8602	34

Anexo A – Atribución de identificadores de objetos.....	35
Anexo B – Descripción, con notación abreviada, de objetos gestionados.....	38
Anexo C – Ejemplos de utilización de las relaciones.....	43
Anexo D – Formulario de MCS.....	45
D.1 Introduction.....	45
D.1.1 Purpose and structure.....	45
D.1.2 Instructions for completing the MCS proforma to produce an MCS.....	45
D.1.3 Symbols, abbreviations and terms.....	45
D.2 Identification of the implementation.....	45
D.2.1 Date of statement.....	45
D.2.2 Identification of the implementation.....	46
D.2.3 Contact.....	46
D.3 Identification of the Recommendation International Standard in which the management information is defined.....	46
D.3.1 Technical corrigenda implemented.....	46
D.3.2 Amendments implemented.....	46
D.4 Management conformance summary.....	47
Anexo E – Formulario de MICS.....	52
E.1 Introduction.....	52
E.2 Instructions for completing the MICS proforma to produce a MICS.....	52
E.3 Symbols, abbreviations and terms.....	52
E.4 Statement of conformance to the management information.....	52
E.4.1 Attributes.....	52
E.4.2 Attribute groups.....	68
E.4.3 Create and delete management operations.....	70
E.4.4 Notifications.....	72
E.4.5 Actions.....	79
E.4.6 Parameters.....	81
Anexo F – Formulario de MOCS.....	83
F.1 Introduction.....	83
F.1.1 Instructions for completing the MOCS proforma to produce a MOCS.....	83
F.1.2 Symbols, abbreviations and terms.....	83
F.2 The transport subsystem managed object.....	83
F.2.1 Statement of conformance to the managed object class.....	83
F.2.2 Packages.....	84
F.2.3 Attributes.....	84
F.3 The transport entity managed object.....	86
F.3.1 Statement of conformance to the managed object class.....	86
F.3.2 Packages.....	86
F.3.3 Attributes.....	86
F.3.4 Attribute group.....	88
F.3.5 Notifications.....	89
F.3.6 Parameters.....	93
F.4 The connectionless-mode transport protocol machine managed object.....	93
F.4.1 Statement of conformance to the managed object class.....	93
F.4.2 Packages.....	94
F.4.3 Attributes.....	94
F.4.4 Attribute groups.....	97
F.4.5 Notifications.....	98
F.4.6 Actions.....	103
F.4.7 Parameters.....	104

F.5	The connection-oriented transport protocol machine managed object.....	104
F.5.1	Statement of conformance to the managed object class.....	104
F.5.2	Packages	105
F.5.3	Attributes	105
F.5.4	Attribute group.....	108
F.5.5	Notifications.....	109
F.5.6	Actions.....	112
F.5.7	Parameters.....	113
F.6	The TSAP managed object	113
F.6.1	Statement of conformance to the managed object class.....	113
F.6.2	Packages	114
F.6.3	Attributes	114
F.6.4	Notifications.....	116
F.7	The transport connection managed object.....	118
F.7.1	Statement of conformance to the managed object class.....	118
F.7.2	Packages	118
F.7.3	Attributes	119
F.7.4	Attribute group.....	123
F.7.5	Notifications.....	124
F.7.6	Parameters.....	129
F.8	The transport connection initial values managed object	130
F.8.1	Statement of conformance to the managed object class.....	130
F.8.2	Packages	130
F.8.3	Attributes	131
F.9	The communication information record managed object (see ITU-T Rec. X.723 (1993) ISO/IEC 10165-5:1994).....	134
F.9.1	Statement of conformance to the managed object class.....	134
F.9.2	Packages	134
F.9.3	Attributes	135
F.10	The NCMS protocol machine managed object	138
F.10.1	Statement of conformance to the managed object class.....	138
F.10.2	Packages	138
F.10.3	Attributes	138
F.10.4	Notifications.....	140
F.10.5	Actions.....	143
F.10.6	Parameters.....	144
F.11	The network connection control managed object.....	144
F.11.1	Statement of conformance to the managed object class.....	144
F.11.2	Packages	145
F.11.3	Attributes	145
F.11.4	Notifications.....	147
F.12	The network connection control initial value managed object.....	149
F.12.1	Statement of conformance to the managed object class.....	149
F.12.2	Packages	149
F.12.3	Attributes	149
Annexo G	– Formulario MRCS para vinculación de nombre.....	151
G.1	Introduction.....	151
G.2	Instructions for completing the MRCS proforma for name binding to produce a MRCS.....	151
G.3	Statement of conformance to the name binding.....	152

Introducción

Esta Recomendación | Norma Internacional forma parte de un conjunto de Recomendaciones y Normas Internacionales elaboradas para facilitar la interconexión de sistemas abiertos. El conjunto de Recomendaciones y Normas Internacionales abarca los servicios, protocolos e información de gestión requeridos para conseguir esa interconexión.

La posición de la presente Recomendación | Norma Internacional con respecto a otras Recomendaciones y Normas Internacionales conexas está determinada por las capas definidas en el *Modelo de referencia para la interconexión de sistemas abiertos* (véase la Rec. UIT-T X.200 | ISO/CEI 7498-1). En particular, trata de la definición de información de gestión de la capa de transporte.

Esta Recomendación | Norma Internacional es una actualización de la Rec. UIT-T X.284 (1994) e ISO/CEI 10737:1994 para incorporar todas las enmiendas y corrigenda técnicos.

NORMA INTERNACIONAL

RECOMENDACIÓN UIT-T

TECNOLOGÍA DE LA INFORMACIÓN – ELEMENTOS DE INFORMACIÓN DE GESTIÓN RELACIONADOS CON LA CAPA DE TRANSPORTE DE INTERCONEXIÓN DE SISTEMAS ABIERTOS

1 Alcance

En la presente Recomendación | Norma Internacional se especifica la información de gestión en un sistema abierto relacionada con las operaciones de la capa de transporte de OSI especificadas por las Recomendaciones UIT-T y las Normas Internacionales ISO/CEI. Los datos concretos respecto a cómo se realiza la gestión de la capa de transporte quedan fuera del alcance de la presente Recomendación | Norma Internacional. La información de gestión de la capa de transporte se define especificando:

- la definición de la clase de objeto gestionado de los objetos gestionados de la capa de transporte, siguiendo las directrices dadas por la *Estructura de la información de gestión* (Recomendaciones UIT-T X.720-X.724 e ISO/CEI 10165);
- la relación de los objetos gestionados y los atributos con la operación de la capa y otros objetos y atributos de la capa; y
- las operaciones de tipos de acción sobre los atributos de los objetos gestionados de la capa de transporte de que dispone la gestión de sistemas OSI.

Los anexos D, E, F y G, que forman parte integrante de la presente Recomendación | Norma Internacional contienen formularios de ICS asociados con información de gestión de la capa de transporte.

2 Referencias normativas

Las siguientes Recomendaciones y Normas Internacionales contienen disposiciones que, mediante su referencia en este texto, constituyen disposiciones de la presente Recomendación | Norma Internacional. Al efectuar esta publicación, estaban en vigor las ediciones indicadas. Todas las Recomendaciones y Normas son objeto de revisiones, por lo que se preconiza que los participantes en acuerdos basados en la presente Recomendación | Norma Internacional investiguen la posibilidad de aplicar las ediciones más recientes de las Recomendaciones y las Normas citadas a continuación. Los miembros de la CEI y de la ISO mantienen registros de las Normas Internacionales actualmente vigentes. La Oficina de Normalización de las Telecomunicaciones de la UIT mantiene una lista de las Recomendaciones UIT-T actualmente vigentes.

2.1 Recomendaciones | Normas Internacionales idénticas

- Recomendación UIT-T X.200 (1994) | ISO/CEI 7498-1:1994, *Tecnología de la información – Interconexión de sistemas abiertos – Modelo de referencia básico: El modelo básico.*
- Recomendación UIT-T X.214 (1995) | ISO/CEI 8072:1996, *Tecnología de la información – Interconexión de sistemas abiertos – Definición del servicio de transporte.*
- Recomendación UIT-T X.224 (1995) | ISO/CEI 8073:1997, *Tecnología de la información – Interconexión de sistemas abiertos – Protocolo para proporcionar el servicio de transporte en modo con conexión.*
- Recomendación UIT-T X.234 (1994) | ISO/CEI 8602:1995, *Tecnología de la información – Protocolo para proporcionar el servicio de transporte en modo sin conexión de interconexión de sistemas abiertos.*
- Recomendación UIT-T X.701 (1997) | ISO/CEI 10040:1998, *Tecnología de la información – Interconexión de sistemas abiertos – Visión general de la gestión de sistemas.*
- Recomendación UIT-T X.710 (1997) | ISO/CEI 9595:1998, *Tecnología de la información – Interconexión de sistemas abiertos – Servicio común de información de gestión.*

- Recomendación UIT-T X.711 (1997) | ISO/CEI 9596-1:1998, *Tecnología de la información – Interconexión de sistemas abiertos – Protocolo común de información de gestión: Especificación.*
- Recomendación X.720 del CCITT (1992) | ISO/CEI 10165-1:1993, *Tecnología de la información – Interconexión de sistemas abiertos – Estructura de la información de gestión: Modelo de información de gestión.*
- Recomendación X.721 del CCITT (1992) | ISO/CEI 10165-2:1992, *Tecnología de la información – Interconexión de sistemas abiertos – Estructura de la información de gestión: Definición de la información de gestión.*
- Recomendación X.722 del CCITT (1992) | ISO/CEI 10165-4:1992, *Tecnología de la información – Interconexión de sistemas abiertos – Estructura de la información de gestión: Directrices para la definición de objetos gestionados.*
- Recomendación UIT-T X.723 (1993) | ISO/CEI 10165-5:1994, *Tecnología de la información – Interconexión de sistemas abiertos – Estructura de la información de gestión: Información de gestión genérica.*
- Recomendación UIT-T X.724 (1996) | ISO/CEI 10165-6: 1997, *Tecnología de la información – Interconexión de sistemas abiertos – Estructura de la información de gestión: Requisitos y directrices para los formularios de declaración de conformidad de implementación asociados con la gestión de interconexión de sistemas abiertos.*
- Recomendación X.730 del CCITT (1992) | ISO/CEI 10164-1:1993, *Tecnología de la información – Interconexión de sistemas abiertos – Gestión de sistemas: Función de gestión de objetos.*
- Recomendación X.731 del CCITT (1992) | ISO/CEI 10164-2:1992, *Tecnología de la información – Interconexión de sistemas abiertos – Gestión de sistemas: Función de gestión de estados.*
- Recomendación X.732 del CCITT (1992) | ISO/CEI 10164-3:1993, *Tecnología de la información – Interconexión de sistemas abiertos – Gestión de sistemas: Atributos para la representación de relaciones.*
- Recomendación X.733 del CCITT (1992) | ISO/CEI 10164-4:1992, *Tecnología de la información – Interconexión de sistemas abiertos – Gestión de sistemas: Función señaladora de alarmas.*
- Recomendación X.734 del CCITT (1992) | ISO/CEI 10164-5:1993, *Tecnología de la información – Interconexión de sistemas abiertos – Gestión de sistemas: Función de gestión de informes de evento.*
- Recomendación X.735 del CCITT (1992) | ISO/CEI 10164-6:1993, *Tecnología de la información – Interconexión de sistemas abiertos – Gestión de sistemas: Función control de ficheros registro cronológico.*

2.2 Pares de Recomendaciones | Normas Internacionales de contenido técnico equivalente

- Recomendación X.208 del CCITT (1988), *Especificación de la notación de sintaxis abstracta uno.*
ISO/CEI 8824:1990, *Information technology – Open Systems Interconnection – Specification of Abstract Syntax Notation One.*
- Recomendación X.209 del CCITT (1988), *Especificación de las reglas básicas de codificación de la notación de sintaxis abstracta uno.*
ISO/CEI 8825:1990, *Information technology – Open Systems Interconnection – Specification of Basic Encoding Rules for Abstract Syntax Notation One (ASN.1).*
- Recomendación UIT-T X.290 (1995), *Metodología y marco de las pruebas de conformidad de interconexión de sistemas abiertos de las Recomendaciones sobre los protocolos para aplicaciones del UIT-T – Conceptos generales.*
ISO/CEI 9646-1:1994, *Information technology – Open Systems Interconnection – Conformance testing methodology and framework – Part 1: General concepts.*
- Recomendación UIT-T X.291 (1995), *Metodología y marco de las pruebas de conformidad de interconexión de sistemas abiertos de las Recomendaciones sobre los protocolos para aplicaciones del UIT-T – Especificación de sucesiones de pruebas abstractas.*
ISO/CEI 9646-2:1994, *Information technology – Open Systems Interconnection – Conformance testing methodology and framework – Part 2: Abstract Test Suite specification.*

- Recomendación UIT-T X.296 (1995), *Metodología y marco de las pruebas de conformidad de interconexión de sistemas abiertos de las Recomendaciones sobre los protocolos para aplicaciones del UIT-T – Declaraciones de conformidad de implementación.*
ISO/CEI 9646-7:1995, *Information technology – Open Systems Interconnection – Conformance testing methodology and framework – Part 7: Implementation Conformance Statements.*
- Recomendación X.700 del CCITT (1992), *Marco de gestión para la interconexión de sistemas abiertos para aplicaciones del CCITT.*
ISO/CEI 7498-4:1989, *Information Processing Systems – Open Systems Interconnection – Basic Reference Model – Part 4: Management framework.*

3 Definiciones

A los efectos de esta Recomendación | Norma Internacional, se aplican las siguientes definiciones.

3.1 Definiciones del modelo de referencia básico

Esta Recomendación | Norma Internacional utiliza los siguientes términos definidos en el modelo de referencia OSI (véase la Rec. UIT-T X.200 | ISO/CEI 7498-1):

- a) sistema abierto;
- b) punto de acceso al servicio (N);
- c) capa de transporte;
- d) protocolo de transporte;
- e) gestión de capa;
- f) gestión de sistemas.

3.2 Modelo de información

Esta Recomendación | Norma Internacional utiliza los siguientes términos definidos en la estructura de la información de gestión: modelo de la información de gestión (véase la Rec. X.720 del CCITT | ISO/CEI 10165-1):

- a) atributos;
- b) tipo de atributo;
- c) contenedora;
- d) nombre distinguido;
- e) herencia;
- f) objeto gestionado;
- g) operaciones de gestión;
- h) notificaciones;
- i) clase de objeto;
- j) nombre distinguido relativo;
- k) subclase;
- l) superclase.

3.3 Directrices para la definición de objetos gestionados (GDMO)

Esta Recomendación | Norma Internacional utiliza los siguientes términos definidos en la estructura de la información de gestión: directrices para la definición de objetos gestionados (véase la Rec. X.722 del CCITT | ISO/CEI 10165-4):

- a) clase de objeto gestionado;
- b) plantilla;
- c) parámetro.

3.4 Marco de gestión

Esta Recomendación | Norma Internacional utiliza los siguientes términos definidos en el marco de gestión para la interconexión de sistemas abiertos (véase la Rec. X.700 del CCITT | ISO/CEI 7498-4):

- información de gestión.

4 Abreviaturas

En las definiciones de objetos gestionados y las plantillas de las GDMO se utilizan las siguientes abreviaturas en el elemento de nombre normalizado de un identificador de documento, cuando se hace referencia a otros documentos:

DMI	(Definición de información de gestión, <i>definition of management information</i>) Rec. X.721 del CCITT (1992) ISO/CEI 10165-2:1992
GMI	(Información de gestión genérica, <i>generic management information</i>) Rec. UIT-T X.723 (1993) ISO/CEI 10165-5:1994

A los efectos de esta Recomendación | Norma Internacional se aplican las siguientes siglas:

AK TPDU	TPDU de acuse de recibo (<i>data acknowledge TPDU</i>)
CMIP	Protocolo común de información de gestión (<i>common management information protocol</i>)
CMIS	Servicio común de información de gestión (<i>common management information service</i>)
DR TPDU	TPDU de petición de desconexión (<i>disconnect request TPDU</i>)
EA TPDU	TPDU de acuse de recibo de datos acelerados (<i>expedited acknowledge TPDU</i>)
ED TPDU	TPDU de datos acelerados (<i>expedited data TPDU</i>)
ER TPDU	TPDU de error (<i>error TPDU</i>)
GDMO	Directrices para la definición de objetos gestionados (<i>guidelines for definition of management objects</i>)
IVMO	Objeto gestionado con valores iniciales (<i>initial values managed object</i>)
MCS	Resumen de conformidad de gestión (<i>management conformance summary</i>)
MICS	Declaración de conformidad de información de gestión (<i>management information conformance statement</i>)
MO	Objeto gestionado (<i>managed object</i>)
MOCS	Declaración de conformidad de objeto gestionado (<i>managed object conformance statement</i>)
MRCS	Declaración de conformidad de relación gestionada (<i>managed relationship conformance statement</i>)
NC	Conexión de red (<i>network connection</i>)
NCC	Control de conexión de red (<i>network connection control</i>)
NCMS	Subprotocolo de gestión de conexión de red (<i>network connection management subprotocol</i>)
OSI	Interconexión de sistemas abiertos (<i>open systems interconnection</i>)
PM	Máquina de protocolo (<i>protocol machine</i>)
RDN	Nombre distinguido relativo (<i>relative distinguished name</i>)
TC	Conexión de transporte (<i>transport connection</i>)
TPDU	Unidad de datos de protocolo de transporte (<i>transport protocol data unit</i>)
TSAP	Punto de acceso al servicio de transporte (<i>transport service access point</i>)

5 Elementos de información de gestión de la capa de transporte

5.1 Jerarquía de los objetos gestionados

5.1.1 Resumen de objetos gestionados

El siguiente conjunto de objetos gestionados ha sido definido para la capa de transportes OSI:

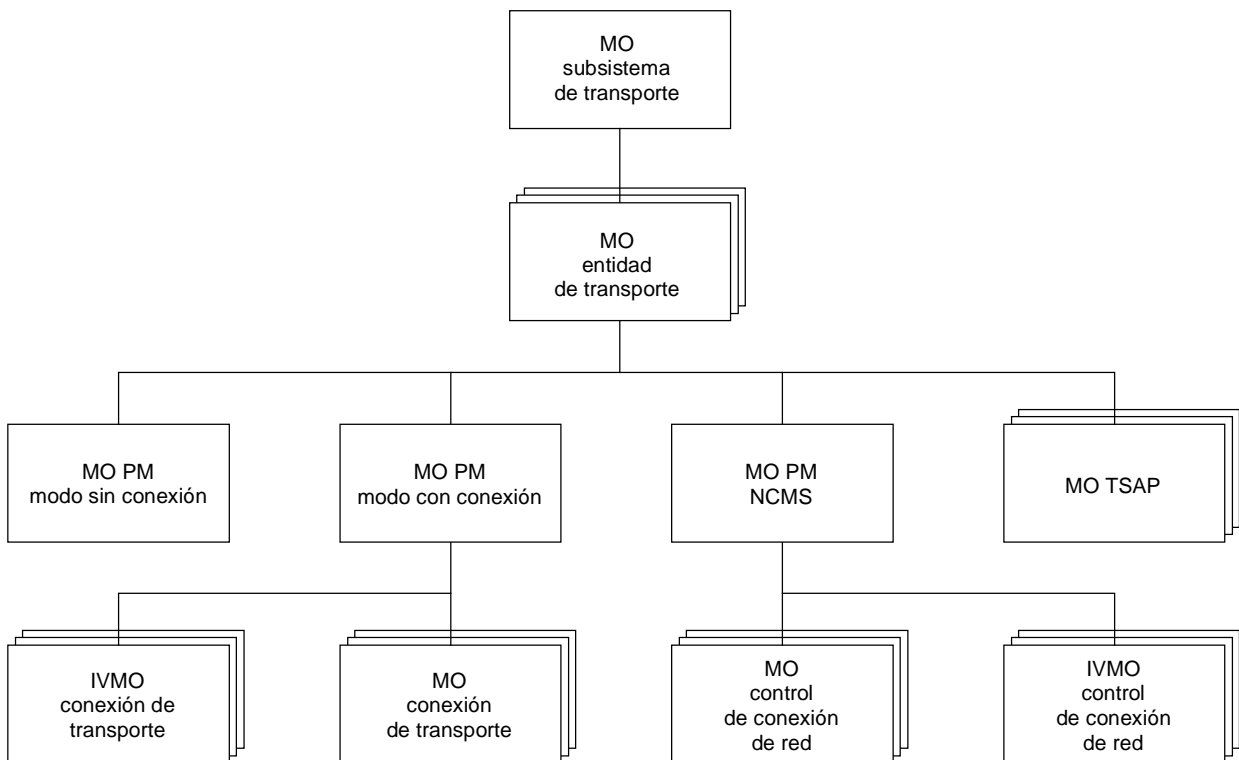
- objeto gestionado subsistema de transporte (transportSubsystem, véase 5.3);
- objeto gestionado entidad de transporte (transportEntity, véase 5.4);

- c) objeto gestionado máquina de protocolo de transporte en modo sin conexión (clmodeTPM, véase 5.5);
- d) objeto gestionado máquina de protocolo de transporte en modo con conexión (comodeTPM, véase 5.6);
- e) objeto gestionado punto de acceso al servicio de transporte (TSAP) (tSAP, véase 5.7);
- f) objeto gestionado conexión de transporte (transportConnection, véase 5.8.1);
- g) objeto gestionado con valores iniciales conexión de transporte (transportConnectionIVMO, véase 5.8.2);
- h) objeto de gestión de la máquina de protocolo NCMS (ncmsPM, véase la subcláusula 5.9);
- i) objeto gestionado control de conexión de red (ncc, véase la subcláusula 5.10.1);
- j) objeto gestionado valor inicial de control de conexión de red (nccIVMO, véase 5.10.2).

Estos objetos gestionados representan la visión, desde la perspectiva de la gestión de OSI, de aquellos elementos de un sistema abierto que sustentan el servicio de transporte de OSI con dependencia de las operaciones de gestión de OSI.

5.1.2 Jerarquía de contenencia

En la figura 1 se ilustra la jerarquía de contenencia. Los objetos gestionados de los que son posibles múltiples ejemplos se ilustran mediante casillas múltiples. Estos objetos gestionados se definen con detalle en las subcláusulas siguientes.



T0722730-95/d01

Figura 1 – Jerarquía de contenido de la capa de transporte

5.1.3 Relaciones

5.1.3.1 Descripción general

La utilización de los atributos de relación se ilustra mediante ejemplos en el anexo C. En lo que sigue, se describen con más detalle las relaciones individuales de la capa de transporte.

5.1.3.2 Servicios de capa n – 1

La entidad capa de transporte tiene una relación (actualNSAP) con el MO (NSAP) [punto de acceso al servicio (N), (N) – service-access-point].

5.1.3.3 Conexiones

Existe una relación (underlyingConnectionNames) entre un MO de conexión de transporte y su MO LayerConnection de red subyacente (si existe alguno).

5.1.4 Capacidades mínimas de filtrado de eventos

Las definiciones de gestión de la capa de transporte incorporadas en esta Recomendación | Norma Internacional implican la generación frecuente, y posiblemente excesiva, de notificaciones durante la operación normal de la capa. Las notificaciones son especialmente útiles a efectos de una gestión eficaz de las averías, en cuya eventualidad facilitan el seguimiento y la identificación de las situaciones de error. Para evitar la difusión excesiva de estas comunicaciones de eventos en condiciones operativas normales, es recomendable que los sistemas gestionados tengan como mínimo la capacidad de aplicar una discriminación en base a:

- a) la clase de objeto gestionado de origen;
- b) los valores del identificador de objeto del campo de causa probable y problemas específicos de las alarmas de comunicación y el campo de tipo de comunicación de las informaciones de comunicación.

5.1.5 Utilización de campos opcionales

Cuando en esta Recomendación | Norma Internacional se hace referencia a la sintaxis ASN.1 definida en la Rec. UIT-T X.723 | ISO/CEI 10165-5 o en la Rec. X.721 del CCITT | ISO/CEI 10165-2 deben emplearse solamente los siguientes campos:

- a) los que no son OPTIONAL (opcionales) en la sintaxis ASN.1;
- b) los que son OPTIONAL pero cuya utilización exige explícitamente la presente Recomendación | Norma Internacional;
- c) los que son OPTIONAL pero cuyo tipo ASN.1 es SET OF MngmntExtension.

Está prohibida la utilización de cualquier otro campo.

5.2 Definiciones de las GDMO de capa de transporte común

commonCreationDeletion-B BEHAVIOUR

DEFINED AS

!Managed object class imports the X.721 | 10165-2 objectCreation and objectDeletion notifications. Used as follows:

ObjectCreation – Generated whenever an instance of the managed object class is created. Implementations may optionally include the sourceIndicator parameter in the notification. If creation occurred as a result of internal operation of the resource, the value 'resourceOperation' is used. If creation occurred in response to a management operation, the value 'managementOperation' is used. A value of 'unknown' may be returned if it is not possible to determine the source of the operation. None of the other optional parameters are used.

ObjectDeletion – Generated whenever an instance of the managed object class is deleted. Implementations may optionally include the sourceIndicator parameter in the notification. If deletion occurred as a result of internal operation of the resource, the value 'resourceOperation' is used. If deletion occurred in response to a management operation, the value 'managementOperation' is used. A value of 'unknown' may be returned if it is not possible to determine the source of the operation. None of the other optional parameters are used.!

commonStateChange-B BEHAVIOUR

DEFINED AS

!Managed object class imports the X.721 | 10165-2 stateChange notification. Used to report the changes to the operationalState attribute, and where present, the administrativeState attribute. A single parameter set is included in the State change definition field. Only the (mandatory) attributeId and (optional) newAttributeValue parameters are used.!

octetsSentReceivedCounter-B BEHAVIOUR

DEFINED AS

!The octetsSentCounter and octetsReceivedCounter shall count only user data octets in valid data TPDUs. They shall not count user data octets in data TPDUs which are rejected for any reason, nor user data octets in non-data TPDUs.!

successfulConnectionEstablishment-B BEHAVIOUR**DEFINED AS**

!This Package imports the communicationsInformation notification from "GMI". It is used to report the following events: **successfulConnectionEstablishment**: Generated when a connection is successfully established. However the precise synchronization between the notification and the corresponding protocol and service interface interactions is not defined by this Recommendation | International Standard. The value **TLM.successfulConnectionEstablishment** shall be reported in the **informationType** field.!

deactivateConnection-B BEHAVIOUR**DEFINED AS**

!The deactivate action causes the connection to be terminated. The termination should occur as rapidly as practical, but no particular time constraints are implied. Typically, this action simulates a disconnect request received across the service interface. If a more rapid means for terminating the connection exists, then this should be used. The termination shall occur in conformance to the protocol standard. The Managed Object remains in existence after completion of the Deactivate Action. It is subsequently deleted when the connection is terminated, in the same way as if the connection has been terminated by other means. A Deactivate action may fail (with the **ProcessingError** response) if it is temporarily not possible to terminate the connection.!

resettingTimer-B BEHAVIOUR**DEFINED AS**

!This attribute specifies the interval between certain events in the operation of the protocol state machine. If the value of the attribute is changed to a new value while the protocol state machine is in operation, the implementation shall take the necessary steps to ensure that for any time interval which was in progress when the corresponding attribute was changed, the next expiration of that interval takes place no later than the expiration of the interval in progress or the specified interval whichever is the sooner. The precision with which this time shall be implemented shall be the same as that associated with the basic operation of the timer attribute.!

5.3 Objeto gestionado subsistema de transporte

- *Managed Object for Transport Layer Subsystem*
- *There is exactly one of these MOs within*
- *a system. It exists to provide a container for the layer entity MOs.*
-
- *The transportSubsystem managed object cannot be created or deleted*
- *explicitly by management operation. It exists inherently in a system;*
- *created and deleted as part of system operation.*

transportSubsystem MANAGED OBJECT CLASS**DERIVED FROM "GMI":subsystem;**-- *which is derived from "DMI":top***CHARACTERIZED BY transportSubsystem-P PACKAGE****ATTRIBUTES****"GMI":subsystemId****INITIAL VALUE TLM.transportSubsystemId-Value****GET;**

;;

REGISTERED AS {TLM.moi transportSubsystem (1)};-- *Name Bindings***transportSubsystem-system NAME BINDING****SUBORDINATE OBJECT CLASS transportSubsystem AND SUBCLASSES;****NAMED BY****SUPERIOR OBJECT CLASS "DMI":system AND SUBCLASSES;****WITH ATTRIBUTE "GMI":subsystemId;****REGISTERED AS {TLM.nboi transportSubsystem-system (1)};****5.4 Objeto gestionado entidad de transporte**

- *There may be multiple instances of these MOs within a system.*
- *Its definition permits it to be deleted and created explicitly by*
- *management operation, or to be created and deleted automatically*
- *as part of system operation.*

transportEntity MANAGED OBJECT CLASS

DERIVED FROM "GMI":communicationsEntity;

-- *which is derived from "DMI":top*

CHARACTERIZED BY transportEntity-P PACKAGE

BEHAVIOUR tEPackageImportedNotifications-B,

commonCreationDeletion-B;

ATTRIBUTES

actualNSAP GET,

checksumErrorsDetected GET,

protocolErrors GET,

targetNSAP GET-REPLACE ADD-REMOVE,

undecodedNSDUs GET;

ATTRIBUTE GROUPS

-- *The following attribute group is present in each of the transport*

-- *MOs which define counters. It allows all of the*

-- *counters to be retrieved in a single request.*

"GMI":counters

checksumErrorsDetected

protocolErrors

undecodedNSDUs;

NOTIFICATIONS

-- *protocolErrorNotification;*

-- *The following notification is issued by the entity MO*

-- *because in some cases it may be impossible to associate the*

-- *protocol Error with any of the protocol Machines.*

"DMI":communicationsAlarm

tEProtocolErrorPDUHeader

tEProtocolErrorSourceAddress

tEProtocolErrorReasonCode,

"DMI":objectDeletion,

"DMI":objectCreation;;;

REGISTERED AS {TLM.moi transportEntity (2)};

-- *Behaviours*

-- *Definition of the tEPackageImportedNotifications and of the mapping*

-- *of specific protocol error parameters into the fields of*

-- *communicationsAlarm Notification.*

tEPackageImportedNotifications-B BEHAVIOUR

DEFINED AS

!Notification issued when a Transport Entity receives a PDU which is invalid or contains a protocol error. The notification includes the header of the invalid PDU, the source N-Address, and the reason why the PDU is considered to be in error. The Reason code appears only if the protocol error relates to the connection-mode protocol, and if it has been possible to relate the PDU to a particular connection. The reason code is the value placed in the corresponding parameter of the ER TPDU, if sent. The tEPackage imports the communicationsAlarm Notification from DMI, in order to report the ProtocolError event. The probableCause shall be set to TLM.communicationsProtocolError. The tEProtocolErrorPDUheader, tEProtocolErrorSourceAddress and tEProtocolErrorReasonCode are reported as parameters in the additionalInformation field of the communicationsAlarm. The significance subparameter of each item of the problemData shall be set to the value 'False' (i.e. not significant) so that a managing system receiving the event will be less likely to reject it. The perceivedSeverity shall be set to Minor. A subsequent communicationsAlarm with a perceivedSeverity value of 'Cleared' shall not be generated. No other fields or parameters shall be used, with the exception of further parameters in the additionalInformationfield.!

-- *Name Bindings*

transportEntity-transportSubsystem-Automatic NAME BINDING

SUBORDINATE OBJECT CLASS transportEntity AND SUBCLASSES;

NAMED BY

SUPERIOR OBJECT CLASS transportSubsystem AND SUBCLASSES;

WITH ATTRIBUTE "GMI":communicationsEntityId;

BEHAVIOUR transportEntity-transportSubsystem-Automatic-B BEHAVIOUR

DEFINED AS

!This name binding shall be used when the transportEntity MO is created automatically by the operation of the system. The details of this operation are outside the scope of this Recommendation!;;

REGISTERED AS {TLM.nboi transportEntity-transportSubsystem-Automatic (11)};

transportEntity-transportSubsystem-Management NAME BINDING

SUBORDINATE OBJECT CLASS transportEntity AND SUBCLASSES;

NAMED BY

SUPERIOR OBJECT CLASS transportSubsystem AND SUBCLASSES;

WITH ATTRIBUTE "GMI":communicationsEntityId;

BEHAVIOUR transportEntity-transportSubsystem-Management-B BEHAVIOUR

DEFINED AS

!This name binding shall be used when the transportEntity MO is created by management!;;

CREATE;

DELETE;

REGISTERED AS {TLM.nboi transportEntity-transportSubsystem-Management (12)};

-- *Attributes*

actualNSAP ATTRIBUTE

WITH ATTRIBUTE SYNTAX TLM.LocalDistinguishedNames;

MATCHES FOR EQUALITY, SET-INTERSECTION;

BEHAVIOUR actualNSAP-B BEHAVIOUR

DEFINED AS

!The actual MO name(s) of the NSAP(s)

in use by this Transport Entity!;;

REGISTERED AS {TLM.aoi actualNSAP (4)};

checksumErrorsDetected ATTRIBUTE

DERIVED FROM "GMI":nonWrapping64BitCounter;

BEHAVIOUR clChecksumErrorsDetected-B BEHAVIOUR

DEFINED AS

!The number of PDUs received with an incorrect checksum!;;

REGISTERED AS {TLM.aoi checksumErrorsDetected (6)};

protocolErrors ATTRIBUTE

DERIVED FROM "GMI":nonWrapping64BitCounter;

BEHAVIOUR protocolErrors-B BEHAVIOUR

DEFINED AS

!Counter associated to protocol errors!;;

REGISTERED AS {TLM.aoi protocolErrors (7)};

targetNSAP ATTRIBUTE

WITH ATTRIBUTE SYNTAX TLM.LocalDistinguishedNames;

MATCHES FOR EQUALITY, SET-INTERSECTION;

BEHAVIOUR targetNSAP-B BEHAVIOUR

DEFINED AS

!The MO name(s) of the NSAP(s) to be used by this Transport Entity. The value of this attribute cannot be changed unless the Operational State of the entity is Off. An implementation may permit it to be set only at creation of the transportEntity MO. An implementation may permit the size of the set to be restricted to 1.

An implementation may permit a null value (empty set) to be specified, in which case some system-dependent auto configuration takes place!;;

REGISTERED AS {TLM.aoi targetNSAP (3)};

undecodedNSDUs ATTRIBUTE

DERIVED FROM "GMI":nonWrapping64BitCounter;

BEHAVIOUR undecodedNSDUs-B BEHAVIOUR

DEFINED AS

!Number of NSDUs that cannot be attributed to any protocol machines!;;

REGISTERED AS {TLM.aoi undecodedNSDUs (5)};

-- *Parameters*

tEProtocolErrorPDUHeader PARAMETER

CONTEXT EVENT-INFO;

WITH SYNTAX TLM.PDUHeaderSyntax;

BEHAVIOUR pduHeader-B BEHAVIOUR

DEFINED AS

!Header of the invalid PDU that caused the event.

Returned in the problemData field of a communicationsAlarm notification!;;

REGISTERED AS {TLM.proi tEProtocolErrorPDUHeader (1)};

tEProtocolErrorSourceAddress PARAMETER

CONTEXT EVENT-INFO;

WITH SYNTAX TLM.SourceAddressSyntax;

BEHAVIOUR sourceAddress-B BEHAVIOUR

DEFINED AS

!Source N-Address of the invalid PDU that caused the event. Returned in the problemData field of a communicationsAlarm notification!;;

REGISTERED AS {TLM.proi tEProtocolErrorSourceAddress (2)};

tEProtocolErrorReasonCode PARAMETER

CONTEXT EVENT-INFO;

WITH SYNTAX TLM.ReasonCodeSyntax;

BEHAVIOUR reasonCode-B BEHAVIOUR

DEFINED AS

!Reason why the PDU is in error as placed in the corresponding parameter of the ER TPDU. Returned in the problemData field of a communicationsAlarm notification. This parameter is optional!;;

REGISTERED AS {TLM.proi tEProtocolErrorReasonCode (3)};

5.5 Objeto gestionado máquina de protocolo de transporte en modo sin conexión

- *There is no more than one of these MOs per Transport Entity.*
- *Its definition permits it to be created and deleted explicitly by*
- *management operation, but in some systems it will exist inherently*
- *and neither creation nor deletion by management operation*
- *will be possible. Name bindings are defined for both cases.*
-
- *When the protocol Machine is operable, the operationalState shall*
- *have the value 'enabled'; otherwise it shall have the value*
- *'disabled'.*
-
- *Transitions of operationalState shall be reported using the*
- *stateChange notification. An clmodeTPM MO may be created in the*
- *'enabled' operational state.*

clmodeTPM MANAGED OBJECT CLASS

DERIVED FROM "GMI":clProtocolMachine;

-- *which is derived from "DMI":top*

CHARACTERIZED BY clmodeTPM-P PACKAGE

BEHAVIOUR

clPackageImportedNotifications-B,

commonStateChange-B,

commonCreationDeletion-B;

ATTRIBUTES

"DMI":administrativeState GET-REPLACE,

"GMI":clProtocolMachineId

INITIAL VALUE TLM.clmodeTPMId-Value

GET,

clChecksumOption REPLACE-WITH-DEFAULT GET-REPLACE,

"DMI":octetsSentCounter GET,

"DMI":octetsReceivedCounter GET,

"DMI":pdusSentCounter GET,

"DMI":pdusReceivedCounter GET,

undeliverablePDUsCounter GET;

ATTRIBUTE GROUPS

"DMI":state

"DMI":administrativeState

"DMI":operationalState,

"GMI":counters

"DMI":octetsSentCounter

"DMI":octetsReceivedCounter

"DMI":pdusSentCounter

"DMI":pdusReceivedCounter

undeliverablePDUsCounter;

ACTIONS

"GMI":activate,
 "GMI":deactivate;

NOTIFICATIONS

"DMI":objectCreation,
 "DMI":objectDeletion,
 "DMI":stateChange,
 "DMI":communicationsAlarm
 clPMPDUHeader
 clPMSourceAddress;

::

REGISTERED AS {TLM.moi clmodeTPM (3)};

-- *Behaviours*

-- *Definition of the clPackageImportedNotifications and
 -- of the mapping of specific parameters into the fields
 -- of communicationsAlarm Notification.*

clPackageImportedNotifications-B BEHAVIOUR**DEFINED AS**

!The clmodeTPM-P package imports communicationsAlarm from DMI, in order to report the Undeliverable PDU event. The probableCause is set to TLM.communicationsProtocolError. The clPMPDUheader and clPMSourceAddress are reported as parameters in the additionalInformation field of the communicationsAlarm. The significance subparameter of each item of the additionalInformation shall be set to the value 'False' (i.e. not significant) so that a managing system receiving the event will be less likely to reject it. The perceivedSeverity shall be set to Minor. A subsequent communicationsAlarm with a perceived Severity value of 'Cleared' shall not be generated. No other fields or parameters shall be used, with the exception of further parameters in the additionalInformationfield.!!;

-- *Name Bindings*

clmodeTPM-transportEntity-Management NAME BINDING

SUBORDINATE OBJECT CLASS clmodeTPM AND SUBCLASSES;
 NAMED BY

SUPERIOR OBJECT CLASS transportEntity AND SUBCLASSES;
 WITH ATTRIBUTE "GMI":clProtocolMachineId;

BEHAVIOUR clmodeTPM-transportEntity-Management-B BEHAVIOUR
 DEFINED AS

!The name binding that applies when the clmodeTPM managed object can be explicitly created and deleted by management!;;

CREATE;
 DELETE ONLY-IF-NO-CONTAINED-OBJECTS;

REGISTERED AS {TLM.nboi clmodeTPM-transportEntity-Management (3)};

clmodeTPM-transportEntity-Automatic NAME BINDING

SUBORDINATE OBJECT CLASS clmodeTPM AND SUBCLASSES;
 NAMED BY

SUPERIOR OBJECT CLASS transportEntity AND SUBCLASSES;
 WITH ATTRIBUTE "GMI":clProtocolMachineId;

BEHAVIOUR clmodeTPM-transportEntity-Automatic-B BEHAVIOUR
 DEFINED AS

!The name binding that applies when the clmodeTPM managed object cannot be explicitly created and deleted by management!;;

REGISTERED AS {TLM.nboi clmodeTPM-transportEntity-Automatic (9)};

-- *Attributes*

clChecksumOption ATTRIBUTE

WITH ATTRIBUTE SYNTAX TLM.Boolean;
 MATCHES FOR EQUALITY;

BEHAVIOUR clChecksumOption-B BEHAVIOUR
 DEFINED AS

!Enables use of the checksum option in ITU-TRec. X.234 | ISO/IEC 8602 PDUs (in the absence of over-riding local controls) use (TRUE) or non-use (FALSE)!;;

REGISTERED AS {TLM.aoi clChecksumOption (9)};

undeliverablePDUsCounter ATTRIBUTE

DERIVED FROM "GMI":nonWrapping64BitCounter;
BEHAVIOUR undeliverablePDUsCounter-B BEHAVIOUR
DEFINED AS

!Counter associated with the notification
as recommended in GDMO 9.8.5 (the notification may be suppressed)!;

REGISTERED AS {TLM.aoi undeliverablePDUsCounter (10)};

-- *Parameters*

cPMPDUHeader PARAMETER

CONTEXT EVENT-INFO;
WITH SYNTAX TLM.PDUHeaderSyntax;
BEHAVIOUR cPMPDUHeader-B BEHAVIOUR
DEFINED AS

!Header of the PDU that cannot be delivered. Returned in the problemData field of a
communicationsAlarm notification!;

REGISTERED AS {TLM.proi cPMPDUHeader (4)};

cPMSourceAddress PARAMETER

CONTEXT EVENT-INFO;
WITH SYNTAX TLM.SourceAddressSyntax;
BEHAVIOUR cPMSourceAddress-B BEHAVIOUR
DEFINED AS

!Source N-Address.
Returned in the problemData field of a communicationsAlarm notification!;

REGISTERED AS {TLM.proi cPMSourceAddress (5)};

5.6 Objeto gestionado máquina de protocolo de transporte en modo con conexión

-- *There is no more than one of these MOs per Transport Entity.*
-- *Its definition permits it to be created and deleted explicitly by*
-- *management operation, but in some systems it will exist inherently*
-- *and neither creation nor deletion by management operation*
-- *will be possible. Name bindings are defined for both cases.*
--
-- *When the protocol machine is operable, the operationalState shall*
-- *have the value 'enabled'; otherwise it shall have the value*
-- *'disabled'.*
--
-- *Transitions of operationalState shall be reported using the*
-- *stateChange notification. An comodeTPM MO may be created in the*
-- *'enabled' operational state.*

comodeTPM MANAGED OBJECT CLASS

DERIVED FROM "GMI":coProtocolMachine;

-- *which is derived from "DMI":top*

CHARACTERIZED BY comodeTPM-P PACKAGE
BEHAVIOUR

commonStateChange-B,
commonCreationDeletion-B,
comodeTPMImportedNotifications-B;

ATTRIBUTES

"DMI":administrativeState GET-REPLACE,
"DMI":octetsReceivedCounter GET,
"DMI":octetsSentCounter GET,
"GMI":coProtocolMachineId
INITIAL VALUE TLM.comodeTPMId-Value GET,
localErrorDisconnects GET,
localSuccessfulConnections GET,
localUnsuccessfulConnections GET,
maxConnections REPLACE-WITH-DEFAULT GET-REPLACE,
maxOpenConnections REPLACE-WITH-DEFAULT GET,
openConnections GET,
remoteErrorDisconnects GET,

remoteSuccessfulConnections GET,
remoteUnsuccessfulConnections GET,
unassociatedTPDUs GET;

ATTRIBUTE GROUPS

"DMI":state
"DMI":administrativeState
"DMI":operationalState,

-- The following attribute group is present in each of the transport
-- MOs which define counters. It allows all of the
-- counters to be retrieved in a single request.

"GMI":counters
"DMI":octetsSentCounter
"DMI":octetsReceivedCounter
openConnections
localSuccessfulConnections
remoteSuccessfulConnections
localUnsuccessfulConnections
remoteUnsuccessfulConnections
localErrorDisconnects
remoteErrorDisconnects
unassociatedTPDUs
maxOpenConnections;

ACTIONS

"GMI":activate,
"GMI":deactivate;

NOTIFICATIONS

"DMI":objectCreation,
"DMI":objectDeletion,
"DMI":stateChange,

-- incomingConnectionRejected

"GMI":communicationsInformation
rejectionCause
callingNSAPAddress-PAR
calledNSAPAddress-PAR
callingTSelector-PAR
calledTSelector-PAR
networkConnectionIDs-PAR;;;

REGISTERED AS {TLM.moi comodeTPM (4)};

-- Behaviours

comodeTPMImportedNotifications-B BEHAVIOUR

DEFINED AS

!The comodeTPM-P package imports the communicationsInformation notification from "ITU-T Rec. X.723 | ISO/IEC 10165-5" in order to report when an incoming connection is rejected. The value TLM.incomingConnectionRejected shall be reported in the informationType field. The rejection Cause, Calling NSAP Address, Called NSPA Address, Calling TSelector, Called TSelector and Network ConnectionId shall be reported as parameters in the informationData field!;

-- Name Bindings

comodeTPM-transportEntity-Management NAME BINDING

SUBORDINATE OBJECT CLASS comodeTPM AND SUBCLASSES;

NAMED BY

SUPERIOR OBJECT CLASS transportEntity AND SUBCLASSES;
WITH ATTRIBUTE "GMI":coProtocolMachineId;

BEHAVIOUR comodeTPM-transportEntity-Management-B BEHAVIOUR

DEFINED AS

!The name binding that applies when the comodeTPM managed object can be explicitly created and deleted by management!;;

CREATE;

DELETE ONLY-IF-NO-CONTAINED-OBJECTS;

REGISTERED AS {TLM.nboi comodeTPM-transportEntity-Management (4)};

comodeTPM-transportEntity-Automatic NAME BINDING

SUBORDINATE OBJECT CLASS comodeTPM AND SUBCLASSES;

NAMED BY

SUPERIOR OBJECT CLASS transportEntity AND SUBCLASSES;
WITH ATTRIBUTE "GMI":coProtocolMachineId;

**BEHAVIOUR comodeTPM-transportEntity-Automatic-B BEHAVIOUR
DEFINED AS**

!The name binding that applies when the comodeTPM managed object cannot be explicitly created and deleted by management!;;

REGISTERED AS {TLM.nboi comodeTPM-transportEntity-Automatic (10)};

-- Attributes

localErrorDisconnects ATTRIBUTE

**DERIVED FROM "GMI":nonWrapping64BitCounter;
BEHAVIOUR localErrorDisconnects-B BEHAVIOUR
DEFINED AS**

!The number of transport disconnects initiated by the local entity upon issuing a DR TPDU with an error code other than "Normal disconnect initiated by Service User", or upon issuing an ER TPDU!;;

REGISTERED AS {TLM.aoi localErrorDisconnects (18)};

localSuccessfulConnections ATTRIBUTE

**DERIVED FROM "GMI":nonWrapping64BitCounter;
BEHAVIOUR localSuccessfulConnections-B BEHAVIOUR
DEFINED AS**

!Number of transport connections initiated by the local entity which have reached the Open state!;;

REGISTERED AS {TLM.aoi localSuccessfulConnections (14)};

localUnsuccessfulConnections ATTRIBUTE

**DERIVED FROM "GMI":nonWrapping64BitCounter;
BEHAVIOUR localUnsuccessfulConnections-B BEHAVIOUR
DEFINED AS**

!The number of (local) unsuccessful transport connections initiated by the local Transport Entity which failed to reach the Open State. (Retransmission of CR TPDU is not included in this counter)!;;

REGISTERED AS {TLM.aoi localUnsuccessfulConnections (16)};

maxConnections ATTRIBUTE

**WITH ATTRIBUTE SYNTAX TLM.Integer;
MATCHES FOR EQUALITY, ORDERING;
BEHAVIOUR maxConnections-B BEHAVIOUR
DEFINED AS**

!The maximum number of simultaneously open transport connections allowed by the Transport Entity. There may be a period during which the openConnection attribute has a value which is greater than maxConnections. During this period, it shall not be permitted to initiate or accept new connections. It is a local matter whether action is taken to reduce the number of open connections to a value less than or equal to maxConnections by terminating connections chosen in an implementation-dependent manner. Whether or not such action is taken, there may be a period during which the openConnections attribute has a value which is greater than maxConnections.!;;

REGISTERED AS {TLM.aoi maxConnections (13)};

maxOpenConnections ATTRIBUTE

**WITH ATTRIBUTE SYNTAX TLM.Integer;
MATCHES FOR EQUALITY, ORDERING;
BEHAVIOUR maxOpenConnections-B BEHAVIOUR
DEFINED AS**

!The highest number of simultaneously open transport connections which has occurred since the last REPLACE-WITH-DEFAULT operation. The effect of this operation is to set the attribute to the number of currently open connections. Multiple managers need to coordinate their actions to avoid confusion!;;

REGISTERED AS {TLM.aoi maxOpenConnections (21)};

openConnections ATTRIBUTE

**WITH ATTRIBUTE SYNTAX TLM.Integer;
MATCHES FOR EQUALITY, ORDERING;
BEHAVIOUR openConnections-B BEHAVIOUR
DEFINED AS**

!The number of transport connections which are in the Open state as defined in the state tables for ITU-T Rec. X.224 | ISO/IEC 8073. Updated upon each connection establishment and release!;;

REGISTERED AS {TLM.aoi openConnections (12)};

remoteErrorDisconnects ATTRIBUTE

**DERIVED FROM "GMI":nonWrapping64BitCounter;
BEHAVIOUR remoteErrorDisconnects-B BEHAVIOUR**

DEFINED AS

!The number of disconnects initiated by a peer Transport Entity upon issuing a DR TPDU with an error code other than "Normal disconnect initiated by Session Entity" or upon issuing an ER TPDU!;;

REGISTERED AS {TLM.aoi remoteErrorDisconnects (19)};

remoteSuccessfulConnections ATTRIBUTE

DERIVED FROM "GMI":nonWrapping64BitCounter;

BEHAVIOUR remoteSuccessfulConnections-B BEHAVIOUR

DEFINED AS

!Number of transport connections initiated by a remote entity which have reached the Open state!;;

REGISTERED AS {TLM.aoi remoteSuccessfulConnections (15)};

remoteUnsuccessfulConnections ATTRIBUTE

DERIVED FROM "GMI":nonWrapping64BitCounter;

BEHAVIOUR remoteUnsuccessfulConnections-B BEHAVIOUR

DEFINED AS

!The number of (remote) unsuccessful transport connections initiated by a remote Transport Entity which failed to reach the open state!;;

REGISTERED AS {TLM.aoi remoteUnsuccessfulConnections (17)};

unassociatedTPDUs ATTRIBUTE

DERIVED FROM "GMI":nonWrapping64BitCounter;

BEHAVIOUR unassociatedTPDUs-B BEHAVIOUR

DEFINED AS

!The number of TPDUs received which could not be associated with a Transport Connection. This counter is incremented only for such TPDUs received over the CONS!;;

REGISTERED AS {TLM.aoi unassociatedTPDUs (20)};

-- Parameters

rejectionCause PARAMETER

CONTEXT EVENT-INFO;

WITH SYNTAX TLM.DeletionCauseSyntax;

BEHAVIOUR rejectionCause-B BEHAVIOUR

DEFINED AS !Reason why the incoming Connection was rejected!;;

REGISTERED AS {TLM.proi rejectionCause (7)};

5.7 Objeto gestionado TSAP

- There is one tSAP MO for each TSAP currently*
- recognized by the containing Transport Entity.*
- Its definition permits it to be created and deleted by Management*
- operation or to be created and deleted automatically as part*
- of system operation.*
- Some implementations may require TSAP MOs to be created*
- explicitly through management before they can be used.*
- Others may create them automatically when a user entity attaches*
- itself to them (in some implementation-dependent fashion).*
- In this case, it is recommended that the naming convention*
- be used whereby the name of the Managed Object*
- is the representation in hexadecimal of the Transport Selector of*
- the TSAP, so that it is possible to configure Transport Users*
- without system specific knowledge.*

tSAP MANAGED OBJECT CLASS

DERIVED FROM "GMI":sap1;

-- which is derived from "DMI":top;

CHARACTERIZED BY tSAP-P PACKAGE

BEHAVIOUR commonCreationDeletion-B;

ATTRIBUTES

"GMI":sap1Address

INITIAL VALUE DERIVATION RULE tSAPAddress-B GET;

NOTIFICATIONS

"DMI":objectCreation,

"DMI":objectDeletion;

;;

REGISTERED AS {TLM.moi tSAP (5)};

-- Behaviours

**tSAPAddress-B BEHAVIOUR
DEFINED AS**

!If the package is created using the tSAP-transportEntity-Automatic name binding, it is recommended that the naming convention be used whereby the name of the MO is the representation in Hexadecimal of the Transport Selector of the TSAP. If the package is created using the tSAP-transportEntity-Management name binding, the initial value shall be specified in the CMIP create!;

-- Name Bindings

tSAP-transportEntity-Automatic NAME BINDING

**SUBORDINATE OBJECT CLASS tSAP AND SUBCLASSES;
NAMED BY**

**SUPERIOR OBJECT CLASS transportEntity AND SUBCLASSES;
WITH ATTRIBUTE "GMI":sapId;**

**BEHAVIOUR tSAP-transportEntity-Automatic-B BEHAVIOUR
DEFINED AS**

!This Name Binding corresponds to the use of TSAPs which are automatically created!;

REGISTERED AS {TLM.nboi tSAP-transportEntity-Automatic (5)};

tSAP-transportEntity-Management NAME BINDING

**SUBORDINATE OBJECT CLASS tSAP AND SUBCLASSES;
NAMED BY**

**SUPERIOR OBJECT CLASS transportEntity AND SUBCLASSES;
WITH ATTRIBUTE "GMI":sapId;**

**BEHAVIOUR tSAP-transportEntity-management-B BEHAVIOUR
DEFINED AS**

!This Name Binding corresponds to the use of TSAPs which are explicitly created by management. The value of the tsapID attribute shall be included in the Create operation, otherwise the create operation will fail!;;

**CREATE;
DELETE;**

REGISTERED AS {TLM.nboi tSAP-transportEntity-Management (6)};

5.8 Objeto gestionado conexión de transporte e IVMO

5.8.1 Objeto gestionado conexión de transporte

-- *There may be multiple instances of these Managed Objects*
-- *within a connection-oriented protocol Machine. Each corresponds*
-- *to a Transport Connection. A transportConnection is created*
-- *automatically as part of system operation. A transportConnection may*
-- *be deleted automatically as part of system operation or*
-- *may be deleted as a result of the deactivate management operation.*
-- *A transportConnectionIVMO may be used as the source*
-- *of initial values of attributes of a transportConnectionMO.*
--

-- *This section defines the Transport Connection Managed Object. The*
-- *Transport Connection Managed Object contains the set of attributes*
-- *characterizing the manageable aspects of a*
-- *Transport Layer Protocol Connection.*
--

-- *An MO of this class exists corresponding to each active Transport*
-- *Connection, i.e. for which a CR*
-- *TPDU has been sent or received and which has not yet been*
-- *terminated. An MO may also exist prior to transmission of a CR TPDU,*
-- *corresponding to interactions across the service interface.*
-- *The precise synchronization of the creation and deletion of the MO*
-- *with the protocol exchanges corresponding to the Transport Connection*
-- *is not however defined by this standard. For example,*
-- *there may be a visible delay after transmission or reception of a CR*
-- *TPDU or interaction at the service interface before the MO is created*
-- *and becomes visible to management. A Transport*
-- *Connection MO is not required for terminated connections whose*
-- *References have been placed in the Frozen state (for Class 4*

-- operation), although according to the above the MO may remain
 -- visible for some time after the connection has in other respects been
 -- terminated.

transportConnection MANAGED OBJECT CLASS

DERIVED FROM "GMI":singlePeerConnection;

-- which is derived from "DMI":top

CHARACTERIZED BY transportConnection-P PACKAGE

BEHAVIOUR

initialValues-B,
 connectionCreationDeletion-B,
 successfulConnectionEstablishment-B,
 deactivateConnection-B,
 transportConnection-B BEHAVIOUR

DEFINED AS

!The following point should be noted with regard to items inherited from elsewhere: octets sent/received counters count only octets of user data, not protocol control information.!!;

ATTRIBUTES

"DMI":octetsReceivedCounter GET,
 "DMI":octetsSentCounter GET,
 "DMI":pdusReceivedCounter GET,
 "DMI":pdusRetransmittedErrorCounter GET,
 "DMI":pdusSentCounter GET,
 calledNSAPAddress GET,
 calledTSelector GET,
 callingNSAPAddress GET,
 callingTSelector GET,
 connectionDirection GET,
 localReference GET,
 maxTPDUSize GET,
 networkConnectionIDs GET,
 protocolClass GET,
 protocolErrors GET,
 remoteReference GET,
 respondingNSAPAddress GET;

ATTRIBUTE GROUPS

"GMI":counters
 "DMI":octetsReceivedCounter
 "DMI":octetsSentCounter
 "DMI":pdusReceivedCounter
 "DMI":pdusSentCounter
 "DMI":pdusRetransmittedErrorCounter
 protocolErrors;

NOTIFICATIONS

"DMI":objectCreation
 transportConnectionName
 protocolClass-PAR
 maxTPDUSize-PAR
 callingTSelector-PAR
 calledTSelector-PAR
 callingNSAPAddress-PAR
 calledNSAPAddress-PAR
 respondingNSAPAddress-PAR
 connectionDirection-PAR
 networkConnectionIDs-PAR,
 "DMI":objectDeletion
 transportConnectionName
 protocolClass-PAR
 maxTPDUSize-PAR
 callingTSelector-PAR
 calledTSelector-PAR
 callingNSAPAddress-PAR
 calledNSAPAddress-PAR
 respondingNSAPAddress-PAR
 connectionDirection-PAR
 networkConnectionIDs-PAR
 objectDeletionCause,

-- *successfulConnectionEstablishment*

"GMI":communicationsInformation

-- *The following parameters are reported in the informationData field*

transportConnectionName
protocolClass-PAR
maxTPDUSize-PAR
callingTSelector-PAR
calledTSelector-PAR
callingNSAPAddress-PAR
calledNSAPAddress-PAR
respondingNSAPAddress-PAR
connectionDirection-PAR
networkConnectionIDs-PAR;

;;

CONDITIONAL PACKAGES

transportConnectionClass1-P

PRESENT IF

!At the initiating side, present if class 1 is requested or can be accepted following class negotiation procedures. At the responding side, present if class 1 is chosen!,

transportConnectionClass2-P

PRESENT IF

!At the initiating side, present if class 2 is requested or can be accepted following class negotiation procedures. At the responding side, present if class 2 is chosen!,

transportConnectionClass3-P

PRESENT IF

!At the initiating side, present if class 3 is requested or can be accepted following class negotiation procedures. At the responding side, present if class 3 is chosen!,

transportConnectionClass4-P

PRESENT IF

!At the initiating side, present if class 4 is requested or can be accepted following class negotiation procedures. At the responding side, present if class 4 is chosen!,

transportConnectionNCMS-P

PRESENT IF !NCMS is implemented!;

REGISTERED AS {TLM.moi transportConnection (7)};

5.8.2 Objeto gestionado con valores iniciales conexión de transporte

-- *There may be multiple instances of the transportConnectionIVMO*
-- *in a system. A transportConnectionIVMO may be used to supply initial*
-- *values for the attributes of automatically created*
-- *transportConnection MOs.*

-- *The values supplied in an IVMO may be overridden by values*
-- *supplied in an implementation-specific manner across the service*
-- *interface.*

-- *Its definition permits it to be created and deleted explicitly by*
-- *management operation.*

transportConnectionIVMO MANAGED OBJECT CLASS

DERIVED FROM "DMI":top;

CHARACTERIZED BY transportConnectionIVMO-P PACKAGE

BEHAVIOUR use-of-initialValues-B;

ATTRIBUTES

transportConnectionIVMOId GET,
protocolClasses REPLACE-WITH-DEFAULT GET-REPLACE,

-- *DEFAULT VALUE is implementation dependent*

maxTPDUSize REPLACE-WITH-DEFAULT GET-REPLACE;

-- *DEFAULT VALUE is implementation dependent*

;;

CONDITIONAL PACKAGES

transportConnectionIVMOClass1-P

PRESENT IF Transport Class 1 is implemented,

transportConnectionIVMOClass2-P

PRESENT IF Transport Class 2 is implemented,

transportConnectionIVMOClass3-P

PRESENT IF Transport Class 3 is implemented,
 transportConnectionIVMOCClass4-P
 PRESENT IF Transport Class 4 is implemented;
 REGISTERED AS {TLM.moi transportConnectionIVMO (6)};

5.8.3 Elementos de información de gestión para MO transportConnection e IVMO transportConnection

-- *Conditional Packages*

transportConnectionIVMOCClass1-P PACKAGE
BEHAVIOUR transportConnectionIVMOCClass1-P-B BEHAVIOUR
DEFINED AS !When Class 1 is implemented!;;
ATTRIBUTES
networkExpeditedData REPLACE-WITH-DEFAULT GET-REPLACE,
 -- *DEFAULT VALUE is implementation dependent*
receiptConfirmation REPLACE-WITH-DEFAULT GET-REPLACE,
 -- *DEFAULT VALUE is implementation dependent*
reassignmentTime REPLACE-WITH-DEFAULT GET-REPLACE,
 -- *DEFAULT VALUE is implementation dependent*
transportExpeditedService REPLACE-WITH-DEFAULT GET-REPLACE;
 -- *DEFAULT VALUE is implementation dependent*
REGISTERED AS {TLM.poi transportConnectionIVMOCClass1-P (1)};

transportConnectionIVMOCClass2-P PACKAGE
BEHAVIOUR transportConnectionIVMOCClass2-P-B BEHAVIOUR
DEFINED AS !When Class 2 is implemented!;;
ATTRIBUTES
explicitFlowControl REPLACE-WITH-DEFAULT GET-REPLACE,
 -- *DEFAULT VALUE is implementation dependent*
extendedFormat REPLACE-WITH-DEFAULT GET-REPLACE,
 -- *DEFAULT VALUE is implementation dependent*
maximumWindow REPLACE-WITH-DEFAULT GET-REPLACE,
 -- *DEFAULT VALUE is implementation dependent*
transportExpeditedService REPLACE-WITH-DEFAULT GET-REPLACE;
 -- *DEFAULT VALUE is implementation dependent*
REGISTERED AS {TLM.poi transportConnectionIVMOCClass2-P (2)};

transportConnectionIVMOCClass3-P PACKAGE
BEHAVIOUR transportConnectionIVMOCClass3-P-B BEHAVIOUR
DEFINED AS !When Class 3 is implemented!;;
ATTRIBUTES
extendedFormat REPLACE-WITH-DEFAULT GET-REPLACE,
 -- *DEFAULT VALUE is implementation dependent*
reassignmentTime REPLACE-WITH-DEFAULT GET-REPLACE,
 -- *DEFAULT VALUE is implementation dependent*
maximumWindow REPLACE-WITH-DEFAULT GET-REPLACE,
 -- *DEFAULT VALUE is implementation dependent*
transportExpeditedService REPLACE-WITH-DEFAULT GET-REPLACE;
REGISTERED AS {TLM.poi transportConnectionIVMOCClass3-P (3)};

transportConnectionIVMOCClass4-P PACKAGE
BEHAVIOUR transportConnectionIVMOCClass4-P-B BEHAVIOUR
DEFINED AS !When Class 4 is implemented!;;
ATTRIBUTES
checksumNonuse REPLACE-WITH-DEFAULT GET-REPLACE,
 -- *DEFAULT VALUE is implementation dependent*
extendedFormat REPLACE-WITH-DEFAULT GET-REPLACE,
 -- *DEFAULT VALUE is implementation dependent*
inactivityTime REPLACE-WITH-DEFAULT GET-REPLACE,
 -- *DEFAULT VALUE is implementation dependent*
maxTransmissions REPLACE-WITH-DEFAULT GET-REPLACE,
 -- *DEFAULT VALUE is implementation dependent*
retransmissionTime REPLACE-WITH-DEFAULT GET-REPLACE,
 -- *DEFAULT VALUE is implementation dependent*
windowTimer REPLACE-WITH-DEFAULT GET-REPLACE,
 -- *DEFAULT VALUE is implementation dependent*
maximumWindow REPLACE-WITH-DEFAULT GET-REPLACE,
 -- *DEFAULT VALUE is implementation dependent*

transportExpeditedService REPLACE-WITH-DEFAULT GET-REPLACE;
REGISTERED AS {TLM.poi transportConnectionIVMOCClass4-P (4)};

transportConnectionClass1-P PACKAGE
BEHAVIOUR transportConnectionClass1-P-B BEHAVIOUR
DEFINED AS !When Class 1 is implemented!;;
ATTRIBUTES
networkExpeditedData GET,
reassignmentsAfterFailure GET,
reassignmentTime GET,
receiptConfirmation GET,
transportExpeditedService GET;
REGISTERED AS {TLM.poi transportConnectionClass1-P (5)};

transportConnectionClass2-P PACKAGE
BEHAVIOUR transportConnectionClass2-P-B BEHAVIOUR
DEFINED AS !When Class 2 is implemented!;;
ATTRIBUTES
extendedFormat GET,
explicitFlowControl GET,
transportExpeditedService GET;
REGISTERED AS {TLM.poi transportConnectionClass2-P (6)};

transportConnectionClass3-P PACKAGE
BEHAVIOUR transportConnectionClass3-P-B BEHAVIOUR
DEFINED AS !When Class 3 is implemented!;;
ATTRIBUTES
extendedFormat GET,
reassignmentTime GET,
reassignmentsAfterFailure GET,
transportExpeditedService GET;
REGISTERED AS {TLM.poi transportConnectionClass3-P (7)};

transportConnectionClass4-P PACKAGE
BEHAVIOUR transportConnectionClass4-P-B BEHAVIOUR
DEFINED AS !When Class 4 is implemented!;;
ATTRIBUTES
acknowledgeTime GET,
checksumNonuse GET,
extendedFormat GET,
inactivityTime GET,
maxTransmissions GET,
retransmissionTime GET,
transportExpeditedService GET,
windowTimer GET;
REGISTERED AS {TLM.poi transportConnectionClass4-P (8)};

transportConnectionNCMS-P PACKAGE
BEHAVIOUR transportConnectionNCMS-P-B BEHAVIOUR
DEFINED AS !When NCMS is implemented!;;
ATTRIBUTES
relatingNCCMONames GET;
REGISTERED AS {TLM.poi transportConnectionNCMS-P(9)};

-- *Behaviours*

initialValues-B BEHAVIOUR
DEFINED AS
!When an instance of the transportConnection MO is created using the transportConnection-comodeTPM name binding, the initial values for some of the attributes of the transportConnection MO may be supplied by an instance of the transportConnectionIVMO MO. The means by which an instance (if any) of the transportConnectionIVMO are identified are a local matter.!

use-of-initialValues-B BEHAVIOUR
DEFINED AS
!The creation of an instance of the transportConnection MO using the transportConnection-comodeTPM name binding may reference an instance of the transportConnectionIVMO MO under the conditions specified by the transportConnection MO. When this occurs, some of the initial values of the attributes of the instance of the transportConnection MO may be supplied by the values of the attributes in the specified instance of the

transportConnectionIVMO. However, any such value may be overridden by a value supplied by local means (for example across an internal interface). Where values are supplied by the IVMO, the initial value of an attribute of transportConnection MO shall be the value of the corresponding attribute in the transportConnectionIVMO (that is, which has the same attribute template label).!;

connectionCreationDeletion-B BEHAVIOUR

DEFINED AS

!Managed object class imports the X.721 | 10165-2 objectCreation and objectDeletion notifications for transportConnection. The precise synchronization between these notifications and related protocol and service interactions is not defined by this Recommendation | International Standard. In addition, where a connection is attempted as a result of an interaction at a single interface (i.e. either the protocol or the service), and fails before any interaction occurs at the other, it is a local matter whether a managed object is created or not, i.e. whether the creation and deletion events occur or not.

ObjectCreation – Generated whenever an instance of the managed object class is created. The sourceIndicator parameter shall be set to the value 'resourceOperation'. None of the other optional parameters are used, with the exception of the additionalInformation field which contains the following parameters:

transportConnectionName
 protocolClass-PAR
 maxTPDUsize-PAR
 callingTselector-PAR
 calledTselector-PAR
 callingNSAPAddress-PAR
 calledNSAPAddress-PAR
 respondingNSAPAddress-PAR
 connectionDirection-PAR
 networkConnectionIDs-PAR.

ObjectDeletion – Generated whenever an instance of the managed object class is deleted. The sourceIndicator parameter shall be set to the value 'resourceOperation'. None of the other optional parameters are used, with the exception of the additionalInformation field which contains the following parameters:

transportConnectionName
 protocolClass-PAR
 maxTPDUsize-PAR
 callingTselector-PAR
 calledTselector-PAR
 callingNSAPAddress-PAR
 calledNSAPAddress-PAR
 respondingNSAPAddress-PAR
 connectionDirection-PAR
 networkConnectionIDs-PAR
 objectDeletionCause.!

-- Name Bindings

transportConnection-comodeTPM NAME BINDING

SUBORDINATE OBJECT CLASS transportConnection AND SUBCLASSES;
 NAMED BY

SUPERIOR OBJECT CLASS comodeTPM AND SUBCLASSES;
 WITH ATTRIBUTE "GMI":connectionId;

REGISTERED AS {TLM.nboi transportConnection-comodeTPM (8)};

transportConnectionIVMO-comodeTPM NAME BINDING

SUBORDINATE OBJECT CLASS transportConnectionIVMO AND SUBCLASSES;
 NAMED BY

SUPERIOR OBJECT CLASS comodeTPM AND SUBCLASSES;
 WITH ATTRIBUTE transportConnectionIVMOId;

CREATE WITH-REFERENCE-OBJECT;
 DELETE;

REGISTERED AS {TLM.nboi transportConnectionIVMO-comodeTPM (7)};

-- Attributes

acknowledgeTime ATTRIBUTE

DERIVED FROM "GMI":timer;
 BEHAVIOUR acknowledgeTime-B BEHAVIOUR
 DEFINED AS

!Value of local Acknowledge Timer (as defined in ITU-T Rec. X.224 | ISO/IEC 8073) in use for the connection. Unit is in seconds!;;

REGISTERED AS {TLM.aoi acknowledgeTime (47)};

calledNSAPAddress ATTRIBUTE

WITH ATTRIBUTE SYNTAX TLM.OctetString;

MATCHES FOR EQUALITY;

BEHAVIOUR calledNSAPAddress-B BEHAVIOUR

DEFINED AS

!The Called NSAP Address received at the network service interface at N-connection establishment when operating over the CONS, or with the N-Unitdata indication that conveyed the CR TPDU when operating over the CLNS!;;

REGISTERED AS {TLM.aoi calledNSAPAddress (58)};

calledTSelector ATTRIBUTE

WITH ATTRIBUTE SYNTAX TLM.OctetString;

MATCHES FOR EQUALITY;

BEHAVIOUR calledTSelector-B BEHAVIOUR

DEFINED AS

!The "Called TSAP Identifier" specified at connection establishment!;;

REGISTERED AS {TLM.aoi calledTSelector (56)};

callingNSAPAddress ATTRIBUTE

WITH ATTRIBUTE SYNTAX TLM.OctetString;

MATCHES FOR EQUALITY;

BEHAVIOUR callingNSAPAddress-B BEHAVIOUR

DEFINED AS

!The Calling NSAP Address specified at the network service interface at N-connection establishment when operating over the CONS, or for each N-Unitdata.request interaction when operating over the CLNS!;;

REGISTERED AS {TLM.aoi callingNSAPAddress (57)};

callingTSelector ATTRIBUTE

WITH ATTRIBUTE SYNTAX TLM.OctetString;

MATCHES FOR EQUALITY;

BEHAVIOUR callingTSelector-B BEHAVIOUR

DEFINED AS

!The "Calling TSAP Identifier" specified at connection establishment!;;

REGISTERED AS {TLM.aoi callingTSelector (55)};

checksumNonuse ATTRIBUTE

WITH ATTRIBUTE SYNTAX TLM.Boolean;

MATCHES FOR EQUALITY;

BEHAVIOUR checksumNonuse-B BEHAVIOUR

DEFINED AS

!Enables negotiation/indicates non-use of checksum. In transportConnectionIVMO, enables negotiation of checksum non-use (Class 4 only) during connection establishment. TRUE enables non-use, FALSE disables it. In transportConnection, indicates whether checksum non-use has been selected for the connection (TRUE) or not (FALSE). During connection establishment, this attribute represents the desired value and not necessarily the value which will ultimately be used.!;;

REGISTERED AS {TLM.aoi checksumNonuse (43)};

connectionDirection ATTRIBUTE

WITH ATTRIBUTE SYNTAX TLM.ConnectionDirectionSyntax;

MATCHES FOR EQUALITY;

BEHAVIOUR connectionDirection-B BEHAVIOUR

DEFINED AS

!Indicates the direction of the connection. The value Incoming means that it was initiated by the remote Transport Entity, the value Outgoing means that it was initiated by the local Transport Entity.!;;

REGISTERED AS {TLM.aoi connectionDirection (60)};

explicitFlowControl ATTRIBUTE

WITH ATTRIBUTE SYNTAX TLM.Boolean;

MATCHES FOR EQUALITY;

BEHAVIOUR explicitFlowControl-B BEHAVIOUR

DEFINED AS

!Enables negotiation/indicates use of explicit Flow Control. In transportConnectionIVMO, enables negotiation of non-use of explicit flow control (Class 2 only) during connection establishment. TRUE enables non-use, FALSE disables it. In transportConnection, indicates whether non-use of explicit flow control has been selected for the connection (TRUE) or not (FALSE). For connections not using Class 2 of

the protocol, this attribute has the value False. During connection establishment, this attribute represents the desired value and not necessarily the value which will ultimately be used!;;

REGISTERED AS {TLM.aoi explicitFlowControl (45)};

extendedFormat ATTRIBUTE

WITH ATTRIBUTE SYNTAX TLM.Boolean;
MATCHES FOR EQUALITY;
BEHAVIOUR extendedFormat-B BEHAVIOUR
DEFINED AS

!Enables negotiation/indicates use of extended TPDU format. In transportConnectionIVMO, enables negotiation of extended TPDU format (for the classes where this is appropriate) during transport connection establishment. TRUE enables use of extended format, FALSE disables it. In transportConnection, indicates whether extended TPDU format is in use (TRUE) or not (FALSE). For connections not using Class 4 of the protocol, this attribute will be False. During connection establishment, this attribute represents the desired value and not necessarily the value which will ultimately be used!;;

REGISTERED AS {TLM.aoi extendedFormat (41)};

inactivityTime ATTRIBUTE

DERIVED FROM "GMI":timer;
BEHAVIOUR inactivityTime-B BEHAVIOUR
DEFINED AS

!Value of inactivity time (as defined in ITU-T Rec. X.224 | ISO/IEC 8073) in use for the connection. Unit is in seconds!;;

REGISTERED AS {TLM.aoi inactivityTime (46)};

localReference ATTRIBUTE

WITH ATTRIBUTE SYNTAX TLM.Integer;
MATCHES FOR EQUALITY;
BEHAVIOUR localReference-B BEHAVIOUR
DEFINED AS

!The local reference number (as defined in ITU-T Rec. X.224 | ISO/IEC 8073) in use for the connection!;;

REGISTERED AS {TLM.aoi localReference (53)};

maximumWindow ATTRIBUTE

WITH ATTRIBUTE SYNTAX TLM.Integer;
MATCHES FOR EQUALITY,ORDERING;
BEHAVIOUR maximumWindow-B BEHAVIOUR
DEFINED AS

!The maximum window permitted to be given on the connection at any time. Buffering or other implementation constraints or policies may cause a smaller value to be used!;;

REGISTERED AS {TLM.aoi maximumWindow (36)};

maxTPDUSize ATTRIBUTE

WITH ATTRIBUTE SYNTAX TLM.Integer;
MATCHES FOR EQUALITY,ORDERING;
BEHAVIOUR maxTPDUSize-B BEHAVIOUR
DEFINED AS

!The maximum TPDU size negotiated for the connection. Implementation constraints or policies, or relating to the remote NSPA or Transport Entity, may cause a smaller value to be used as an initial value for negotiation. During connection establishment, this attribute represents the desired value and not necessarily the value which will ultimately be used!;;

REGISTERED AS {TLM.aoi maxTPDUSize (51)};

maxTransmissions ATTRIBUTE

WITH ATTRIBUTE SYNTAX TLM.Integer;
MATCHES FOR EQUALITY,ORDERING;
BEHAVIOUR maxTransmissions-B BEHAVIOUR
DEFINED AS

!The maximum number of transmissions as defined (for Class 4 only) as the parameter 'N' in ITU-T Rec. X.224 | ISO/IEC 8073!;;

REGISTERED AS {TLM.aoi maxTransmissions (52)};

networkConnectionIDs ATTRIBUTE

WITH ATTRIBUTE SYNTAX TLM.LocalDistinguishedNames;
MATCHES FOR SET-COMPARISON,SET-INTERSECTION;
BEHAVIOUR networkConnectionIDs-B BEHAVIOUR

DEFINED AS

!The Network Connection(s) which support the Transport Connection. If the TC is running over the CLNS, this attribute has the value of the empty set!;;

REGISTERED AS {TLM.aoi networkConnectionIDs (61)};

networkExpeditedData ATTRIBUTE

WITH ATTRIBUTE SYNTAX TLM.Boolean;

MATCHES FOR EQUALITY;

BEHAVIOUR networkExpeditedData-B BEHAVIOUR

DEFINED AS

!Enables negotiation/indicates use of Network Expedited in transportConnectionIVMO, enables the negotiation of use or non-use of Network Expedited Data (for Class 1 only) during transport connection establishment. TRUE enables use of Network Expedited Data, FALSE disables it. In transportConnection, indicates whether Network Expedited Data is in use (TRUE) or not (FALSE). For connections not using Class 1, the value will always be False. During connection establishment, this attribute represents the desired value and not necessarily the value which will ultimately be used!;;

REGISTERED AS {TLM.aoi networkExpeditedData (42)};

protocolClass ATTRIBUTE

WITH ATTRIBUTE SYNTAX TLM.ProtocolClassSyntax;

MATCHES FOR EQUALITY;

BEHAVIOUR protocolClass-B BEHAVIOUR

DEFINED AS

!The protocol class in use on the connection, as negotiated during connection establishment. During connection establishment (before the connection reaches the OPEN state) this indicates what is currently preferred and not necessarily the ultimate class which will be used for the connection!;;

REGISTERED AS {TLM.aoi protocolClass (40)};

protocolClasses ATTRIBUTE

WITH ATTRIBUTE SYNTAX TLM.ProtocolClassesSyntax;

MATCHES FOR SET-COMPARISON,SET-INTERSECTION;

BEHAVIOUR protocolClasses-B BEHAVIOUR

DEFINED AS

!The preferred/alternate set of protocol classes which may be stated at connection establishment. The default value is implementation dependent, but must be consistent with the class negotiation rules of ITU-T Rec. X.224 | ISO/IEC 8073!;;

REGISTERED AS {TLM.aoi protocolClasses (26)};

reassignmentsAfterFailure ATTRIBUTE

DERIVED FROM "GMI":nonWrapping64BitCounter;

BEHAVIOUR reassignmentsAfterFailure-B BEHAVIOUR

DEFINED AS

!The total number of times the TC has been reassigned to NC!;;

REGISTERED AS {TLM.aoi reassignmentsAfterFailure (62)};

reassignmentTime ATTRIBUTE

DERIVED FROM "GMI":timer;

BEHAVIOUR reassignmentTime-B BEHAVIOUR

DEFINED AS

!The value of the Reassignment Time (as defined in ITU-T Rec. X.224 | ISO/IEC8073) to be conveyed or established during connection establishment. Unit is in seconds!;;

REGISTERED AS {TLM.aoi reassignmentTime (48)};

receiptConfirmation ATTRIBUTE

WITH ATTRIBUTE SYNTAX TLM.Boolean;

MATCHES FOR EQUALITY;

BEHAVIOUR receiptConfirmation-B BEHAVIOUR

DEFINED AS

!Enables negotiation/indicates use of receipt confirmation. In transportConnectionIVMO, enables negotiation of use of network receipt confirmation (Class 1 only) during transport connection establishment. TRUE enables use, FALSE enables non-use. In transportConnection, indicates whether use of network receipt confirmation has been selected for the connection (TRUE) or not (FALSE).

For connections not using Class 1 of the protocol, this attribute has the value False. During connection establishment, this attribute represents the desired value and not necessarily the value which will ultimately be used!;;

REGISTERED AS {TLM.aoi receiptConfirmation (44)};

relatingNCCMONames ATTRIBUTE
 WITH ATTRIBUTE SYNTAX TLM.LocalDistinguishedNames;
 MATCHES FOR SET-COMPARISON,SET-INTERSECTION;
 BEHAVIOUR relatingNCCMONames-B BEHAVIOUR
 DEFINED AS
 !This attribute indicates the NCC MO(s)!;;
 REGISTERED AS {TLM.aoi relatingNCCMONames (66)};

remoteReference ATTRIBUTE
 WITH ATTRIBUTE SYNTAX TLM.Integer;
 MATCHES FOR EQUALITY;
 BEHAVIOUR remoteReference-B BEHAVIOUR
 DEFINED AS
 !The remote reference number (as defined in ITU-T Rec. X.224 | ISO/IEC 8073) in use for the connection!;;
 REGISTERED AS {TLM.aoi remoteReference (54)};

respondingNSAPAddress ATTRIBUTE
 WITH ATTRIBUTE SYNTAX TLM.OctetString;
 MATCHES FOR EQUALITY;
 BEHAVIOUR respondingNSAPAddress-B BEHAVIOUR
 DEFINED AS
 !The Responding NSAP Address received at network service interface at N-connection establishment. The value of this attribute is only meaningful when operating over the CONS, and when the N-connection was initiated by Transport Entity. Otherwise, the value is not meaningful and no constraints are applied to the value!;;
 REGISTERED AS {TLM.aoi respondingNSAPAddress (59)};

retransmissionTime ATTRIBUTE
 DERIVED FROM "GMI":timer;
 BEHAVIOUR resettingTimer-B,retransmissionTime-B BEHAVIOUR
 DEFINED AS
 !Initial or current value for the Local Retransmission Time as defined in ITU-T Rec. X.224 | ISO/IEC 8073. Another value may be adopted initially based on knowledge concerning the remote system. The current value may change during the lifetime of the connection, based on observations of traffic on the connection or other information concerning the remote Transport Entity. The value of this attribute is used in the absence of other information. Unit is in seconds!;;
 REGISTERED AS {TLM.aoi retransmissionTime (49)};

transportConnectionIVMOId ATTRIBUTE
 WITH ATTRIBUTE SYNTAX TLM.NamingString;
 MATCHES FOR EQUALITY,SUBSTRINGS;
 BEHAVIOUR transportConnectionIVMOId-B BEHAVIOUR
 DEFINED AS !The name of this instance of transportConnectionIVMO!;;
 REGISTERED AS {TLM.aoi transportConnectionIVMOId (25)};

transportExpeditedService ATTRIBUTE
 WITH ATTRIBUTE SYNTAX TLM.Boolean;
 BEHAVIOUR transportExpeditedService-B BEHAVIOUR
 DEFINED AS
 !Indicated whether the Transport Expedited Service is provided (true) or not (False)!;;
 REGISTERED AS {TLM.aoi transportExpeditedService (65)};

windowTimer ATTRIBUTE
 DERIVED FROM "GMI":timer;
 BEHAVIOUR windowTimer-B BEHAVIOUR
 DEFINED AS
 !Value of Window Timer as defined in ITU-T Rec. X.224 | ISO/IEC 8073. The value of this attribute is meaningful only for connections using Class 4 of the protocol. For other connections no constraint is placed on the value to be returned. Unit is in seconds!;;
 REGISTERED AS {TLM.aoi windowTimer (50)};

-- Parameters

calledNSAPAddress-PAR PARAMETER
 CONTEXT EVENT-INFO;
 ATTRIBUTE calledNSAPAddress;;

calledTSelector-PAR PARAMETER
 CONTEXT EVENT-INFO;
 ATTRIBUTE calledTSelector;;

callingNSAPAddress-PAR PARAMETER
 CONTEXT EVENT-INFO;
 ATTRIBUTE callingNSAPAddress;;

callingTSelector-PAR PARAMETER
 CONTEXT EVENT-INFO;
 ATTRIBUTE callingTSelector;;

connectionDirection-PAR PARAMETER
 CONTEXT EVENT-INFO;
 ATTRIBUTE connectionDirection;;

maxTPDUSize-PAR PARAMETER
 CONTEXT EVENT-INFO;
 ATTRIBUTE maxTPDUSize;;

networkConnectionIDs-PAR PARAMETER
 CONTEXT EVENT-INFO;
 ATTRIBUTE networkConnectionIDs;;

objectDeletionCause PARAMETER
 CONTEXT EVENT-INFO;
 WITH SYNTAX TLM.DeletionCauseSyntax;
 BEHAVIOUR objectDeletionCauseB BEHAVIOUR
 DEFINED AS
 ! Reason why the Transport Connection Object is being deleted!;;
 REGISTERED AS {TLM.proi objectDeletionCause (6)};

protocolClass-PAR PARAMETER
 CONTEXT EVENT-INFO;
 ATTRIBUTE protocolClass;;

respondingNSAPAddress-PAR PARAMETER
 CONTEXT EVENT-INFO;
 ATTRIBUTE respondingNSAPAddress;;

transportConnectionName PARAMETER
 CONTEXT EVENT-INFO;
 ATTRIBUTE "GMI":connectionId;;

5.9 Objeto de gestión de la máquina de protocolo NCMS

ncmsPM MANAGED OBJECT CLASS
 DERIVED FROM "DMI":top;
 CHARACTERIZED BY ncmsPM-P PACKAGE
 BEHAVIOUR
 commonCreationDeletion-B,
 commonStateChange-B,
 ncmsPMPackageImportedNotifications-B,
 ncmsPM-B BEHAVIOUR
 DEFINED AS
 !This managed object class represents the part of transport entity that performs the
 NCMS protocol.
 Only one instance of this managed object class may exist within a TEMO instance!
 ;
 ;

ATTRIBUTES
 ncmsPMId GET,
 "DMI":administrativeState GET-REPLACE,
 "DMI":operationalState GET;

ACTIONS
 "GMI":activate,
 "GMI":deactivate;

NOTIFICATIONS
 "DMI":communicationsAlarm
 ncmsPMPDUHeader -- this is a parameter --
 ncmsPMSourceAddress, -- this is a parameter --
 "DMI":objectCreation,
 "DMI":objectDeletion,
 "DMI":stateChange

```

;;
;
REGISTERED AS{TLM.moi ncmsPM (8)};
-- Behaviours
ncmsPMPackageImportedNotifications-B BEHAVIOUR
  DEFINED AS
    !The ncmsPM-P package imports communicationsAlarm from DMI, in order to report the failure of NC sharing. The
    probableCause is set to
    TLM.communicationsProtocolError. The ncmsPMPDUHeader and ncmsPMSourceAddress are reported as parameters
    in the additionalInformation field of the communicationsAlarm.

    The significance subparameter of each item of the additionalInformation shall be set to the value 'False'
    (i.e. not significant) so that a managing system receiving the event will be less likely to reject it.
    The perceivedSeverity shall be set to Minor.

    A subsequent communicationsAlarm with a perceived Severity value of 'Cleared' shall not be generated. No other fields
    or parameters shall be used, with the exception of further parameters in the additionalInformation field.!
;
-- Name Bindings
ncmsPM-transportEntity-Management NAME BINDING
  SUBORDINATE OBJECT CLASS ncmsPM AND SUBCLASSES;
  NAMED BY
    SUPERIOR OBJECT CLASS transportEntity AND SUBCLASSES;
    WITH ATTRIBUTE ncmsPMId;
  BEHAVIOUR
    ncmsPM-transportEntity-B BEHAVIOUR
    DEFINED AS
      !The name binding that applies when the ncmsPM managed object is explicitly created by management.!
;
;
  CREATE;
  DELETE ONLY-IF-NO-CONTAINED-OBJECTS;
REGISTERED AS{TLM.nboi ncmsPM-transportEntity-Management (13)};
ncmsPM-transportEntity-Automatic NAME BINDING
  SUBORDINATE OBJECT CLASS ncmsPM AND SUBCLASSES;
  NAMED BY
    SUPERIOR OBJECT CLASS transportEntity AND SUBCLASSES;
    WITH ATTRIBUTE ncmsPMId;
  BEHAVIOUR
    ncmsPM-transportEntity-Automatic-B BEHAVIOUR
    DEFINED AS
      !The name binding that applies when the ncmsPM managed object is created.
      The name binding that applies when the ncmsPM managed object can not be explicitly created by management.!
;
;
REGISTERED AS{TLM.nboi ncmsPM-transportEntity-Automatic (14)};
-- Attribute
ncmsPMId ATTRIBUTE
  WITH ATTRIBUTE SYNTAX TLM.NameType;
  MATCHES FOR EQUALITY;
  BEHAVIOUR
    ncmsPMId-B BEHAVIOUR
    DEFINED AS
      !The attribute that is used in naming instances of the ncms Protocol Machine managed object class.!
;
;
REGISTERED AS{TLM.aoi ncmsPMId (67)};
-- Parameters
ncmsPMPDUHeader PARAMETER
  CONTEXT EVENT-INFO;
  WITH SYNTAX TLM.PDUHeaderSyntax;
  BEHAVIOUR ncmsPMPDUHeader-B BEHAVIOUR

```

DEFINED AS

!Header of the PDU that causes the failure of NC sharing.
Returned in the problemData field of a communicationsAlarm notification.!

;

;

REGISTERED AS{TLM.proi ncmsPMPDUHeader (8)};

ncmsPMSourceAddress PARAMETER

CONTEXT EVENT-INFO;

WITH SYNTAX TLM.SourceAddressSyntax;

BEHAVIOUR ncmsPMSourceAddress-B BEHAVIOUR

DEFINED AS

!Source N-Address.

Returned in the problemData field of a communicationsAlarm notification.!

;

;

REGISTERED AS{TLM.proi ncmsPMSourceAddress (9)};

5.10 Objeto gestionado valor inicial de control de conexión de red

5.10.1 Objeto gestionado control de conexión de red

ncc MANAGED OBJECT CLASS

DERIVED FROM "DMI":top;

CHARACTERIZED BY ncc-P PACKAGE

BEHAVIOUR

nccInitialValues-B,

ncc-B BEHAVIOUR

DEFINED AS

!This managed object class represents the management aspect of the information needed to control the network connections by NCMS.

Multiple instances of this managed object class may exist within a NCMSPM MO instance. This MO is created and deleted as a result of NCMS operation.!

;

;

ATTRIBUTES

nccId GET,

nc-COL GET,

nc-REC GET,

nc-REF GET,

nc-PREF GET,

nc-Right GET,

ncRecoveries GET,

ttrNCTime GET,

tpdNCTime GET,

tfrNCTime GET,

sourceOfAllocation GET,

"GMI":underlyingConnectionNames GET;

NOTIFICATIONS

"DMI":objectCreation,

"DMI":objectDeletion;

;

;

REGISTERED AS{TLM.moi ncc (9)};

5.10.2 Objeto gestionado valor inicial de control de conexión de red

nccIVMO MANAGED OBJECT CLASS

DERIVED FROM "DMI":top;

CHARACTERIZED BY nccIVMO-P PACKAGE

BEHAVIOUR

use-of-nccInitialValues-B,

nccIVMO-B BEHAVIOUR

DEFINED AS

!This managed object class represents the set of initial values for NCC MO instances.

Multiple instances of this managed object class may exist within a NCMSPM MO instance.

The relationship between instances of NCC MO and NCCIV MO is not specified in this Recommendation | International Standard.!

;

```

;
ATTRIBUTES
    nccIVMOId GET,
    nc-COL REPLACE-WITH-DEFAULT GET-REPLACE,
    nc-REC REPLACE-WITH-DEFAULT GET-REPLACE,
    nc-PREF REPLACE-WITH-DEFAULT GET-REPLACE,
    nc-Right REPLACE-WITH-DEFAULT GET-REPLACE,
    ttrNCTime REPLACE-WITH-DEFAULT GET-REPLACE,
    tpdNCTime REPLACE-WITH-DEFAULT GET-REPLACE,
    tfrNCTime REPLACE-WITH-DEFAULT GET-REPLACE;
;
REGISTERED AS{TLM.moi nccIVMO(10)};

-- NCC Initial values behaviour

nccInitialValues-B BEHAVIOUR
    DEFINED AS
        !When an instance of the NCC MO is created using the ncc-ncmsPM name binding, the initial values for some of the
        attributes of the NCC MO may be supplied by an instance of the NCC IVMO. The means by which an instance(if any) of
        the NCC IVMO are identified are a local matter.!
;

-- Use of NCC initial values behaviour

use-of-nccInitialValues-B BEHAVIOUR
    DEFINED AS
        !The creation of an instance of the NCC MO using the ncc-ncmsPM name binding may reference an instance
        of NCC IVMO. When this occurs, some of the initial values of the attributes of the instance of NCC MO may be supplied
        by the values of the attributes in the specified instance of the NCC IVMO.
        However any such value may be overridden by a value supplied by local means (for example across an internal interface).
        Where values are supplied by the IVMO, the initial values of an attribute of NCC MO shall be the value of the
        corresponding attribute in the NCC IVMO (that is, which has the same attribute template label).!
;

-- Name Binding

ncc-ncmsPM NAME BINDING
    SUBORDINATE OBJECT CLASS ncc AND SUBCLASSES;
    NAMED BY
        SUPERIOR OBJECT CLASS ncmsPM AND SUBCLASSES;
        WITH ATTRIBUTE nccId;
    BEHAVIOUR
        ncc-ncmsPM-B BEHAVIOUR
        DEFINED AS
            !The name binding that applies when the ncc managed object is created and deleted.!
;
;
    CREATE WITH-REFERENCE-OBJECT;
    DELETE;
REGISTERED AS{TLM.nboi ncc-ncmsPM (15)};

nccIVMO-ncmsPM NAME BINDING
    SUBORDINATE OBJECT CLASS nccIVMO AND SUBCLASSES;
    NAMED BY
        SUPERIOR OBJECT CLASS ncmsPM AND SUBCLASSES;
        WITH ATTRIBUTE nccIVMOId;
    BEHAVIOUR
        nccIVMO-ncmsPM-B BEHAVIOUR
        DEFINED AS
            !The name binding that applies when the nccIV managed object is created and deleted.!
;
;
    CREATE WITH-REFERENCE-OBJECT;
    DELETE;
REGISTERED AS{TLM.nboi nccIV-ncmsPM(16)};

```

--- Attribute

nccId ATTRIBUTE

WITH ATTRIBUTE SYNTAX TLM.NameType;

MATCHES FOR EQUALITY;

BEHAVIOUR

nccId-B BEHAVIOUR

DEFINED AS

!The attribute that is used in naming instances of the network connection control managed object class.!

;

;

REGISTERED AS{TLM.aoi nccId (68)};

nccIVMOId ATTRIBUTE

WITH ATTRIBUTE SYNTAX TLM.NameType;

MATCHES FOR EQUALITY;

BEHAVIOUR

nccIVMOId-B BEHAVIOUR

DEFINED AS

!The attribute that is used in naming instances of the network connection control initial value managed object class.!

;

;

REGISTERED AS{TLM.aoi nccIVMOId (69)};

nc-COL ATTRIBUTE

WITH ATTRIBUTE SYNTAX TLM.NC-COLSyntax;

MATCHES FOR EQUALITY;

BEHAVIOUR

nc-COL-B BEHAVIOUR

DEFINED AS

!The attribute that indicates the collision algorithm as defined in Annex B of ITU-T Rec. X.224 | ISO/IEC 8073. In NCCIV managed object, indicates the collision algorithm to be used. In NCC managed object, indicates the collision algorithm in use.!

;

;

REGISTERED AS{TLM.aoi nc-COL (70)};

nc-PREF ATTRIBUTE

WITH ATTRIBUTE SYNTAX TLM.NC-PREFSyntax;

MATCHES FOR EQUALITY;

BEHAVIOUR

nc-PREF-B BEHAVIOUR

DEFINED AS

!The attribute that indicates the preference the initiator has to keep the network connection as defined in Annex B of ITU-T Rec. X.224 | ISO/IEC 8073. In NCCIV managed object, indicates the preference to be used. In NCC managed object, indicates the preference in use.!

;

;

REGISTERED AS{TLM.aoi nc-PREF (71)};

nc-REC ATTRIBUTE

WITH ATTRIBUTE SYNTAX TLM.NC-RECSyntax;

MATCHES FOR EQUALITY;

BEHAVIOUR

nc-REC-B BEHAVIOUR

DEFINED AS

!The attribute that indicates the recovery optimization option as defined in Annex B of ITU-T Rec. X.224 | ISO/IEC 8073. In NCCIV managed object, indicates the recovery optimization option to be used. In NCC managed object, indicates the recovery optimization option in use.!

;

;

REGISTERED AS{TLM.aoi nc-REC (72)};

nc-REF ATTRIBUTE

WITH ATTRIBUTE SYNTAX TLM.NC-REFSyntax;

MATCHES FOR EQUALITY;

BEHAVIOUR

nc-REF-B BEHAVIOUR

```

    DEFINED AS
    !The attribute that indicates the nc-reference as defined in Annex B of ITU-T Rec. X.224 | ISO/IEC 8073.!
    ;
;
REGISTERED AS{TLM.aoi nc-REF (73)};

ncRecoveries ATTRIBUTE
    DERIVED FROM "GMI":nonWrapping64BitCounter;
    BEHAVIOUR
        ncRecoveries-B BEHAVIOUR
            DEFINED AS
                !The attribute that indicates the total number of network connection successful recoveries.!
            ;
        ;
REGISTERED AS{TLM.aoi ncRecoveries (74)};

nc-Right ATTRIBUTE
    WITH ATTRIBUTE SYNTAX TLM.NC-RightSyntax;
    MATCHES FOR EQUALITY;
    BEHAVIOUR
        nc-Right-B BEHAVIOUR
            DEFINED AS
                !The attribute that indicates the type of right of use as defined in Annex B of ITU-T Rec. X.224 | ISO/IEC 8073. In
                NCCIV managed object, indicates the type of right of use to be used. Namely, the value "my-side" means "SA",
                "remote-side" means "RA" and "both-sides" means "RR". In NCC managed object, indicates the type of right of use
                in use.!
            ;
        ;
REGISTERED AS{TLM.aoi networkConnectionRight (75)};

sourceOfAllocation ATTRIBUTE
    WITH ATTRIBUTE SYNTAX TLM.SourceOfAllocationSyntax;
    MATCHES FOR EQUALITY;
    BEHAVIOUR
        sourceOfAllocation-B BEHAVIOUR
            DEFINED AS
                !The attribute that indicates the transport entity that established the network connection at the first time during the
                life time of an NC reference.!
            ;
        ;
REGISTERED AS{TLM.aoi sourceOfAllocation (76)};

tfrNCTime ATTRIBUTE
    DERIVED FROM "GMI":timer;
    BEHAVIOUR
        tfrNCTime-B BEHAVIOUR
            DEFINED AS
                !Value of the TFR-NC timer as defined in Annex B of ITU-T Rec. X.224 | ISO/IEC 8073.!
            ;
        ;
REGISTERED AS{TLM.aoi tfrNCTime (77)};

tpdNCTime ATTRIBUTE
    DERIVED FROM "GMI":timer;
    BEHAVIOUR
        tpdNCTime-B BEHAVIOUR
            DEFINED AS
                !Value of the TPD-NC timer as defined in Annex B of ITU-T Rec. X.224 | ISO/IEC 8073.!
            ;
        ;
REGISTERED AS{TLM.aoi tpdNCTime (78)};

ttrNCTime ATTRIBUTE
    DERIVED FROM "GMI":timer;
    BEHAVIOUR
        ttrNCTime-B BEHAVIOUR
            DEFINED AS
                !Value of the TTR-NC timer as defined in Annex B of ITU-T Rec. X.224 | ISO/IEC 8073.!
            ;
        ;
REGISTERED AS{TLM.aoi ttrNCTime (79)};

```

6 Módulos de ASN.1

```
TLM {joint-iso-ccitt transport-layer(14) management(0) tAsn1Module(2) 0}
DEFINITIONS IMPLICIT TAGS ::= BEGIN
-- EXPORTS ; -- -- everything
IMPORTS communicationsProtocolError
FROM Attribute-ASN1Module {joint-iso-ccitt ms(9) smi(3) part2(2) asn1Module(2) 1}
NameType
FROM ASN1DefinedTypesModule {ccitt recommendation m gnm(3100) informationModel(0)
asn1Modules(2) asn1DefinedTypesModule(0)}
BaseManagedObjectId
FROM CMIP-1 {joint-iso-ccitt ms(9) cmip(1) modules(0) protocol(3)};
```

6.1 Definiciones de identificadores de objetos

6.1.1 Abreviaturas

```
tloi OBJECT IDENTIFIER ::= {joint-iso-ccitt transport-layer(14) management(0)}
sseoi OBJECT IDENTIFIER ::= {tloi standardSpecificExtension(0)}
moi OBJECT IDENTIFIER ::= {tloi objectclass(3)}
poi OBJECT IDENTIFIER ::= {tloi package(4)}
proi OBJECT IDENTIFIER ::= {tloi parameter(5)}
nboi OBJECT IDENTIFIER ::= {tloi namebinding(6)}
aoi OBJECT IDENTIFIER ::= {tloi attribute(7)}
agoi OBJECT IDENTIFIER ::= {tloi attributeGroup(8)}
acoi OBJECT IDENTIFIER ::= {tloi action(9)}
noi OBJECT IDENTIFIER ::= {tloi notification(10)}
```

6.1.2 Otras definiciones de identificadores de objetos

```
successfulConnectionEstablishment OBJECT IDENTIFIER ::= {sseoi informationtype(4)
successfulConnectionEstablishment (1)}
incomingConnectionRejectedType OBJECT IDENTIFIER ::= {sseoi informationtype(4)
incomingConnectionRejected (2)}
```

6.2 Otras definiciones

Boolean ::= BOOLEAN

ConnectionDirectionSyntax ::= ENUMERATED {outgoing(0),incoming(1)}

clmodeTPMId-Value GraphicString ::= "CLTPM"

comodeTPMId-Value GraphicString ::= "COTPM"

DeletionCauseSyntax ::= ENUMERATED
{protocolError(0),networkServiceProvider(1),remoteCongestion(3),
localCongestion(4)}

NamingString ::= GraphicString

Integer ::= INTEGER

LocalDistinguishedName ::= CMIP-1.BaseManagedObjectId

LocalDistinguishedNames ::= SET OF LocalDistinguishedName

NC-COLSyntax ::= ENUMERATED{nc-COL0(0)}

NC-PREFSyntax ::= ENUMERATED{highest(0),
medium(1),
lowest(3)}

NC-RECSyntax ::= ENUMERATED{pleaseDoNotRecover(0),
pleaseRecover(1)}

NC-REFSyntax ::= INTEGER

NC-RightSyntax ::= ENUMERATED{my-side(1),
remote-side(2),
both-sides(3)}

OctetString ::= OCTET STRING


```

ProtocolClassSyntax ::= ENUMERATED {
class0(0), class1(1), class2(2), class3(3), class4(4)}

ProtocolClassesSyntax ::= SET OF ProtocolClassSyntax

PDUHeaderSyntax ::= OCTET STRING(SIZE(1..255))

ReasonCodeSyntax ::= INTEGER

SourceAddressSyntax ::= OCTET STRING

SourceOfAllocationSyntax ::= ENUMERATED {local(0),
remote(1)}

transportSubsystemId-Value GraphicString ::= "TransportSubsystem"

END

```

7 Conformidad

Una implementación de la que se alegue conformidad con esta Recomendación | Norma Internacional cumplirá los requisitos de conformidad definidos en las subcláusulas siguientes.

7.1 Requisitos de conformidad con la presente Recomendación | Norma Internacional

7.1.1 Conformidad estática

La implementación se conformará a los requisitos de la presente Recomendación | Norma Internacional en la función de gestor, la función de agente o ambas funciones. Una alegación de conformidad con al menos una función se efectuará en el cuadro D.1.

Si una alegación de conformidad se efectúa para apoyar la función de gestor, la implementación sustentará por lo menos una operación o notificación o acción de gestión de los objetos gestionados especificados en la presente Recomendación | Norma Internacional. Los requisitos de conformidad en la función de gestor para las operaciones, notificaciones y acciones de gestión se identifican en el cuadro D.3 y otros cuadros referenciados en el anexo D.

Si una alegación de conformidad se efectúa para el sustento en la función de agente, la implementación sustentará una o varias ocurrencias de la clase de objeto gestionado de subsistema de transporte, la clase de objeto gestionado de entidad de transporte y la clase de objeto gestionado TSAP identificados en el cuadro D.4 y otros cuadros referenciados en el anexo D.

Si una alegación de conformidad se efectúa para el sustento en la función de agente, la implementación sustentará por lo menos una vinculación de nombre identificada en el cuadro D.7 para cada objeto gestionado sustentado.

La implementación sustentará la sintaxis de transferencia derivada de las reglas de codificación especificadas en la Rec. X.209 del CCITT | ISO/CEI 8825 denominada {joint-iso-ccitt asn1(1) basicEncoding(1)} para los tipos de datos abstractos referenciados por las definiciones para las cuales se alega sustentación.

7.1.2 Conformidad dinámica

Las implementaciones que aleguen conformidad con la presente Recomendación | Norma Internacional sustentarán los elementos de procedimiento y las definiciones de semántica correspondientes a las definiciones para las cuales se alega sustentación.

7.1.3 Requisitos de la declaración de conformidad de implementación de gestión

Cualquier formulario de MCS, formulario de MICS, formulario de MOCS y formulario de MRCS que sea conforme a la presente Recomendación | Norma Internacional será técnicamente idéntico a los formularios especificados en los anexos D, E, F y G, manteniéndose la numeración de los cuadros y la numeración de los puntos en el índice, y siendo diferente únicamente la paginación y los encabezamientos y pie de página.

El proveedor de una implementación que alegue conformidad con la presente Recomendación | Norma Internacional completará un ejemplar del resumen de conformidad de gestión (MCS) proporcionado en el anexo D como parte de los requisitos de conformidad, junto con cualesquiera otros formularios de ICS considerados aplicables en ese MCS. Cualquier MCS, MICS, MOCS y MRCS que sea conforme a la presente Recomendación | Norma Internacional:

- describirá una implementación que sea conforme a la presente Recomendación | Norma Internacional;

ISO/CEI 10737 : 1998 (S)

- será completado conforme a las instrucciones de la Rec. UIT-T X.724 | ISO/CEI 10165-6;
- comprenderá la información necesaria para identificar unívocamente el proveedor y la implementación.

7.2 Requisitos de conformidad específicos del protocolo

El proveedor de una implementación que alegue conformidad con la presente Recomendación | Norma Internacional sustentará por lo menos un protocolo identificado en el cuadro D.2.

7.2.1 Conformidad con la operación de gestión de la Rec. UIT-T X.224 | ISO/CEI 8073

Una implementación que alegue conformidad con la Rec. UIT-T X.224 | ISO/CEI 8073 en la función de agente como implementación gestionada:

- a) será conforme a la Rec. UIT-T X.284 | ISO/CEI 10737, según se define en 7.1;
- b) sustentará comodeTPM MO, transportConnection MO y transportConnectionIVMO MO;
- c) soportará ncmsPM MO, ncc MO y nccIVMO MO, si el proveedor de una implementación sustenta un subprotocolo de gestión de conexión de red.

7.2.2 Conformidad con la operación de gestión de la Rec. UIT-T X.234 | ISO/CEI 8602

Una implementación que alegue conformidad con la Rec. UIT-T X.234 | ISO/CEI 8602 en la función de agente como implementación gestionada:

- a) será conforme a la Rec. UIT-T X.284 | ISO/CEI 10737, según se define en 7.1;
- b) soportará clmodeTPM MO.

Anexo A

Atribución de identificadores de objetos

(Este anexo es parte integrante de esta Recomendación | Norma Internacional)

Los identificadores de objetos que se indican a continuación han sido atribuidos por la presente Recomendación | Norma Internacional. Los identificadores atribuidos cuando el equivalente a esta Recomendación | Norma Internacional estaba en fase de proyecto no han sido reatribuidos. En los casos en que se ha introducido alguna modificación, distinta de un cambio en la cláusula de comportamiento, en cualquier plantilla a la que se había atribuido un identificador de objeto, a la nueva plantilla se le ha atribuido un identificador de objeto nuevo y el identificador antiguo [identificado por ello como *obsolete* (*obsoleto*) (1)] no es reutilizado.

- joint-iso-ccitt (2)**
 - ms (9)**
 - smi (3)**
 - part2 (2)**
 - asn1Module (2)**
 - (1)
- transport-layer (14)**
 - management (0)**
 - standardSpecificExtension (0)**
 - informationtype (4)**
 - successfulConnectionEstablishment (1)**
 - incomingConnectionRejected (2)**
 - tIAsn1Module (2)**
 - (0)
 - objectclass (3)**
 - transportSubsystem (1)**
 - transportEntity (2)**
 - clmodeTPM (3)**
 - comodeTPM (4)**
 - tSAP (5)**
 - transportConnectionIVMO (6)**
 - transportConnection (7)**
 - ncmsPM (8)**
 - ncc (9)**
 - ncclVMO (10)**
- package (4)**
 - transportConnectionIVMOCClass1-P (1)**
 - transportConnectionIVMOCClass2-P (2)**
 - transportConnectionIVMOCClass3-P (3)**
 - transportConnectionIVMOCClass4-P (4)**
 - transportConnectionClass1-P (5)**
 - transportConnectionClass2-P (6)**
 - transportConnectionClass3-P (7)**
 - transportConnectionClass4-P (8)**
 - transportConnectionNCMS-P (9)**
- parameter (5)**
 - tEProtocolErrorPDUHeader (1)**
 - tEProtocolErrorSourceAddress (2)**
 - tEProtocolErrorReasonCode (3)**
 - cIPMPDUHeader (4)**
 - cIPMSourceAddress (5)**
 - objectDeletionCause (6)**
 - rejectionCause (7)**
 - ncmsPMPDUHeader (8)**
 - ncmsPMSourceAddress(9)**

namebinding (6)
 transportSubsystem-system (1)
 obsolete (2)
 clmodeTPM-transportEntity-Management (3)
 comodeTPM-transportEntity-Management (4)
 tSAP-transportEntity-Automatic (5)
 tSAP-transportEntity-Management (6)
 transportConnectionIVMO-comodeTPM (7)
 transportConnection-comodeTPM (8)
 clmodeTPM-transportEntity-Automatic (9)
 comodeTPM-transportEntity-Automatic (10)
 transportEntity-transportSubsystem-Automatic (11)
 transportEntity-transportSubsystem-Management (12)
 ncmsPM-transportEntity-Management (13)
 ncmsPM-transportEntity-Automatic (14)
 ncc-ncmsPM (15)
 nccIVMO-ncmsPM (16)

attribute (7)
 obsolete (1)
 obsolete (2)
 targetNSAP (3)
 actualNSAP (4)
 undecodedNSDUs (5)
 checksumErrorsDetected (6)
 protocolErrors (7)
 obsolete (8)
 clChecksumOption (9)
 undeliverablePDUsCounter (10)
 obsolete (11)
 openConnections (12)
 maxConnections (13)
 localSuccessfulConnections (14)
 remoteSuccessfulConnections (15)
 localUnsuccessfulConnections (16)
 remoteUnsuccessfulConnections (17)
 localErrorDisconnects (18)
 remoteErrorDisconnects (19)
 unassociatedTPDUs (20)
 maxOpenConnections (21)
 obsolete (22)
 obsolete (23)
 obsolete (24)
 transportConnectionIVMOld (25)
 protocolClasses (26)
 obsolete (27)
 obsolete (28)
 obsolete (29)
 obsolete (30)
 obsolete (31)
 obsolete (32)
 obsolete (33)
 obsolete (34)
 obsolete (35)
 maximumWindow (36)
 obsolete (37)
 obsolete (38)
 obsolete (39)
 protocolClass (40)
 extendedFormat (41)
 networkExpeditedData (42)
 checksumNonuse (43)
 receiptConfirmation (44)
 explicitFlowControl (45)
 inactivityTime (46)
 acknowledgeTime (47)

reassignmentTime (48)
retransmissionTime (49)
windowTimer (50)
maxTPDUSize (51)
maxTransmissions (52)
localReference (53)
remoteReference (54)
callingTSelector (55)
calledTSelector (56)
callingNSAPAddress (57)
calledNSAPAddress (58)
respondingNSAPAddress (59)
connectionDirection (60)
networkConnectionIDs (61)
reassignmentsAfterFailure (62)
obsolete (63)
obsolete (64)
transportExpeditedService (65)
relatingNCCMONames (66)
ncmsPMId (67)
ncclId (68)
nccIVMOld (69)
nc-COL (70)
nc-PREF (71)
nc-REC (72)
nc-REF (73)
ncRecoveries (74)
networkConnectionRight (75)
sourceOfAllocation (76)
tfrNCTime (77)
tpdNCTime (78)
ttrNCTime (79)

attributeGroup (8)
action (9)
notification (10)

END

Anexo B

Descripción, con notación abreviada, de objetos gestionados

(Este anexo es parte integrante de esta Recomendación | Norma Internacional)

La información de este anexo tiene por objeto únicamente dar un amplio resumen de la especificación de gestión de la capa de transporte. Aunque la información aquí contenida se ha tomado del texto relativo a las GDMO de la presente Recomendación | Norma Internacional, deberá tratarse con cautela ya que puede haber errores.

Para describir las listas de propiedades de los atributos se utilizan las abreviaturas siguientes:

G	Obtener (<i>get</i>)
R	Sustituir (<i>replace</i>)
RWD	Sustituir por valor por defecto (<i>replace with default</i>)
A	Añadir (<i>add</i>)
RM	Eliminar (<i>remove</i>)

Para hacer referencia a etiquetas externas se utilizan las abreviaturas siguientes:

DMI	Rec. X.721 del CCITT (1992) ISO/CEI 10165-2:1992
GMI	Rec. UIT-T X.723 (1993) ISO/CEI 10165-5:1994

Los tipos de plantilla con un '*' como sufijo (por ejemplo, ATRIBUTE*) hacen referencia a tipos de plantilla definidos en paquetes condicionales. Todas las plantillas heredadas, excepto las heredadas desde 'top', están incluidas en cada una de las clases de objeto gestionado.

La jerarquía de herencia se ilustra en la figura B.1.

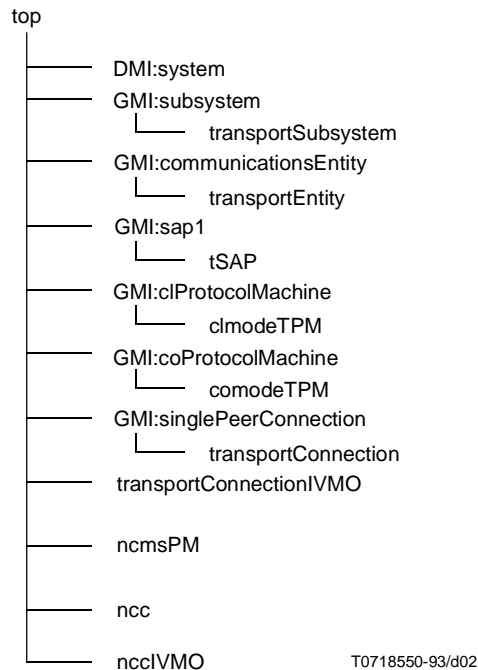


Figura B.1 – Jerarquía de herencia

MANAGED OBJECT CLASS transportConnectionIVMO DERIVED FROM (DMI:top) CONTAINED IN (comodeTPM)

checksumNonuse ATTRIBUTE* (G, R, RWD)
 enables negotiation/indicates non-use of checksum
 explicitFlowControl ATTRIBUTE* (G, R, RWD)
 enables negotiation/indicates use of explicit Flow Control
 extendedFormat ATTRIBUTE* (G, R, RWD)
 enables negotiation/indicates use of extended TPDU Format
 inactivityTime ATTRIBUTE* (G, R, RWD)
 Value of inactivity time (as defined in ISO 8073)
 maxTPDUSize ATTRIBUTE (G, R, RWD)
 The maximum TPDU size negotiated for the connection
 maxTransmissions ATTRIBUTE* (G, R, RWD)
 The maximum number of transmissions
 maximumWindow ATTRIBUTE* (G, R, RWD)
 The maximum window permitted to be given on the connection
 networkExpeditedData ATTRIBUTE* (G, R, RWD)
 enables negotiation/indicates use of Network Expedited
 protocolClasses ATTRIBUTE (G, R, RWD)
 The preferred/alternate set of protocol classes
 reassignmentTime ATTRIBUTE* (G, R, RWD)
 The value of the Reassignment Time
 receiptConfirmation ATTRIBUTE* (G, R, RWD)
 enables negotiation/indicates use of Receipt Confirmation
 retransmissionTime ATTRIBUTE* (G, R, RWD)
 Initial or Current value for the Local Retransmission Time
 transportConnectionIVMOld ATTRIBUTE (G)
 The name of this instance of the Transport Connection IVMO
 transportExpeditedService ATTRIBUTE* (G, R, RWD)
 Indicates whether the Transport Expedited Service is provided
 windowTimer ATTRIBUTE* (G, R, RWD)
 Value of Window Timer as defined in ITU-T Rec. X.224 | ISO/IEC 8073

END MANAGED OBJECT CLASS transportConnectionIVMO

MANAGED OBJECT CLASS transportConnection DERIVED FROM (GMI:singlePeerConnection) CONTAINED IN (comodeTPM)

DMI:objectCreation NOTIFICATION
 DMI:objectDeletion NOTIFICATION
 DMI:octetsReceivedCounter ATTRIBUTE (G)
 DMI:octetsSentCounter ATTRIBUTE (G)
 DMI:pdusReceivedCounter ATTRIBUTE (G)
 DMI:pdusRetransmittedErrorCounter ATTRIBUTE (G)
 DMI:pdusSentCounter ATTRIBUTE (G)
 GMI:communicationsInformation NOTIFICATION
 GMI:connectionId ATTRIBUTE (G)
 GMI:supportedConnectionNames ATTRIBUTE* (G)
 This attribute contains the distinguished names of managed objects that represent connections
 GMI:underlyingConnectionNames ATTRIBUTE (G)
 acknowledgeTime ATTRIBUTE* (G)
 Value of local Acknowledge Timer
 calledNSAPAddress ATTRIBUTE (G)
 The Called NSAP Address received
 calledTSelector ATTRIBUTE (G)
 The "Called TSAP Identifier" specified
 callingNSAPAddress ATTRIBUTE (G)
 The Calling NSAP Address specified
 callingTSelector ATTRIBUTE (G)
 The "Calling TSAP Identifier" specified
 checksumNonuse ATTRIBUTE* (G)
 enables negotiation/indicates non-use of checksum
 connectionDirection ATTRIBUTE (G)
 Indicates the direction of the connection
 explicitFlowControl ATTRIBUTE* (G)
 enables negotiation/indicates use of explicit Flow Control
 extendedFormat ATTRIBUTE* (G)
 enables negotiation/indicates use of extended TPDU
 inactivityTime ATTRIBUTE* (G)
 Value of inactivity time (as defined in ITU-T Rec. X.224 | ISO/IEC 8073)

localReference ATTRIBUTE (G)
 The local reference number (as defined in ITU-T Rec. X.224 | ISO/IEC 8073)

maxTPDUSize ATTRIBUTE (G)
 The maximum TPDU size negotiated for the connection

maxTransmissions ATTRIBUTE* (G)
 The maximum number of transmissions

networkConnectionIDs ATTRIBUTE (G)
 The Network Connection(s) which support the Transport Connection

networkExpeditedData ATTRIBUTE* (G)
 enables negotiation/indicates use of Network Expedited

protocolClass ATTRIBUTE (G)
 The protocol class in use on the connection

protocolErrors ATTRIBUTE (G)
 Counter associated to protocol errors

reassignmentTime ATTRIBUTE* (G)
 The value of the Reassignment Time

reassignmentsAfterFailure ATTRIBUTE* (G)
 The total number of times the TC has been reassigned

receiptConfirmation ATTRIBUTE* (G)
 enables negotiation/indicates use of receipt Confirmation

relatingNCCMONames ATTRIBUTE* (G)
 This attribute indicates the NCC MO(s)

remoteReference ATTRIBUTE (G)
 The remote reference number (as defined in ITU-T Rec. X.224 | ISO/IEC 8073)

respondingNSAPAddress ATTRIBUTE (G)
 The Responding NSAP Address received

retransmissionTime ATTRIBUTE* (G)
 Initial or Current value for the Local Retransmission Time

transportExpeditedService ATTRIBUTE* (G)
 Indicated whether the Transport Expedited Service is provided

windowTimer ATTRIBUTE* (G)
 Value of Window Timer as defined in ITU-T Rec. X.224 | ISO/IEC 8073

END MANAGED OBJECT CLASS transportConnection

MANAGED OBJECT CLASS tSAP DERIVED FROM (GMI:sap1) CONTAINED IN (transportEntity)

DMI:objectCreation NOTIFICATION
 DMI:objectDeletion NOTIFICATION
 GMI:sap1Address ATTRIBUTE (G)
 GMI:sapId ATTRIBUTE (G)
 GMI:userEntityNames ATTRIBUTE (G)

END MANAGED OBJECT CLASS tSAP

MANAGED OBJECT CLASS comodeTPM DERIVED FROM (GMI:coProtocolMachine) CONTAINED IN (transportEntity)

DMI:administrativeState ATTRIBUTE (G, R)
 DMI:objectCreation NOTIFICATION
 DMI:objectDeletion NOTIFICATION
 DMI:octetsReceivedCounter ATTRIBUTE (G)
 DMI:octetsSentCounter ATTRIBUTE (G)
 DMI:operationalState ATTRIBUTE (G)
 DMI:stateChange NOTIFICATION
 GMI:activate ACTION
 GMI:coProtocolMachineId ATTRIBUTE (G)
 GMI:communicationsInformation NOTIFICATION
 GMI:deactivate ACTION
 localErrorDisconnects ATTRIBUTE (G)
 The number of transport disconnects initiated by the local entity
 localSuccessfulConnections ATTRIBUTE (G)
 Number of transport connections initiated by the local entity
 localUnsuccessfulConnections ATTRIBUTE (G)
 The number of (local) unsuccessful transport connections
 maxConnections ATTRIBUTE (G, R, RWD)
 The maximum number of simultaneously open Transport connections
 maxOpenConnections ATTRIBUTE (G, RWD)
 The highest number of simultaneously open Transport connections
 openConnections ATTRIBUTE (G)
 The number of transport connections which are in the open state
 remoteErrorDisconnects ATTRIBUTE (G)
 The number of disconnects initiated by a peer entity

remoteSuccessfulConnections ATTRIBUTE (G)
 Number of transport connections initiated by a remote entity
 remoteUnsuccessfulConnections ATTRIBUTE (G)
 The number of (remote) unsuccessful transport connections
 unassociatedTPDUs ATTRIBUTE (G)
 The number of TPDUs received which could not be associated

END MANAGED OBJECT CLASS comodeTPM

MANAGED OBJECT CLASS clmodeTPM DERIVED FROM (GMI:ciProtocolMachine) CONTAINED
 IN (transportEntity)

DMI:administrativeState ATTRIBUTE (G, R)
 DMI:communicationsAlarm NOTIFICATION
 DMI:objectCreation NOTIFICATION
 DMI:objectDeletion NOTIFICATION
 DMI:octetsReceivedCounter ATTRIBUTE (G)
 DMI:octetsSentCounter ATTRIBUTE (G)
 DMI:operationalState ATTRIBUTE (G)
 DMI:pdusReceivedCounter ATTRIBUTE (G)
 DMI:pdusSentCounter ATTRIBUTE (G)
 DMI:stateChange NOTIFICATION
 GMI:activate ACTION
 GMI:ciProtocolMachineld ATTRIBUTE (G)
 GMI:deactivate ACTION
 GMI:totalRemoteSAPs ATTRIBUTE* (G)
 Counts the number of remote (N) SAPs that the containing ciProtocolMachine communicated
 ciChecksumOption ATTRIBUTE (G, R, RWD)
 Enables use of the checksum option in ITU-T Rec. X.234 | ISO/IEC 8602 PDUs
 undeliverablePDUsCounter ATTRIBUTE (G)
 Counter associated with the notification

END MANAGED OBJECT CLASS clmodeTPM

MANAGED OBJECT CLASS transportEntity DERIVED FROM (GMI:communicationsEntity) CONTAINED
 IN (transportSubsystem)

DMI:communicationsAlarm NOTIFICATION
 DMI:objectCreation NOTIFICATION
 DMI:objectDeletion NOTIFICATION
 DMI:operationalState ATTRIBUTE (G)
 GMI:communicationsEntityId ATTRIBUTE (G)
 GMI:localSapNames ATTRIBUTE (G)
 actualNSAP ATTRIBUTE (G)
 The actual MO name(s) of the NSAP(s)
 checksumErrorsDetected ATTRIBUTE (G)
 The number of PDUs received with an incorrect checksum
 protocolErrors ATTRIBUTE (G)
 Counter associated to protocol errors
 targetNSAP ATTRIBUTE (G, R, A, RM)
 The MO name(s) of the NSAP(s) to be used
 undecodedNSDUs ATTRIBUTE (G)
 Number of NSDUs that cannot be attributed

END MANAGED OBJECT CLASS transportEntity

MANAGED OBJECT CLASS transportSubsystem DERIVED FROM (GMI:subsystem) CONTAINED
 IN (DMI:system)

GMI:subsystemId ATTRIBUTE (G)

END MANAGED OBJECT CLASS transportSubsystem

MANAGED OBJECT CLASS ncmsPM DERIVED FROM (DMI:top)
 CONTAINED IN (transportEntity)

ncmsPMId ATTRIBUTE (G)
 DMI:administrativeState ATTRIBUTE (G,R)
 DMI:operationalState ATTRIBUTE (G)
 GMI:activate ACTION
 GMI:deactivate ACTION
 DMI:communicationsAlarm NOTIFICATION
 DMI:objectCreation NOTIFICATION
 DMI:objectDeletion NOTIFICATION
 DMI:stateChange NOTIFICATION

END MANAGED OBJECT CLASS ncmsPM

MANAGED OBJECT CLASS ncc DERIVED FROM (DMI:top)

CONTAINED IN (ncmsPM)

ncclId ATTRIBUTE (G)

nc-COL ATTRIBUTE (G)

nc-REC ATTRIBUTE (G)

nc-REF ATTRIBUTE (G)

nc-PREF ATTRIBUTE (G)

nc-Right ATTRIBUTE (G)

ncRecoveries ATTRIBUTE (G)

ttrNCTime ATTRIBUTE (G)

tpdNCTime ATTRIBUTE (G)

tfrNCTime ATTRIBUTE (G)

sourceOfAllocation ATTRIBUTE (G)

GMI:underlyingConnectionName ATTRIBUTE (G)

DMI:objectCreation NOTIFICATION

DMI:objectDeletion NOTIFICATION

END MANAGED OBJECT CLASS ncc

MANAGED OBJECT CLASS nccIVMO DERIVED FROM (DMI:top)

CONTAINED IN (ncmsPM)

nccIVMOId ATTRIBUTE (G)

nc-COL ATTRIBUTE (G,R,RWD)

nc-REC ATTRIBUTE (G,R,RWD)

nc-REF ATTRIBUTE (G,R,RWD)

nc-PREF ATTRIBUTE (G,R,RWD)

nc-Right ATTRIBUTE (G,R,RWD)

ttrNCTime ATTRIBUTE (G,R,RWD)

tpdNCTime ATTRIBUTE (G,R,RWD)

tfrNCTime ATTRIBUTE (G,R,RWD)

END MANAGED OBJECT CLASS nccIVMO

Anexo C

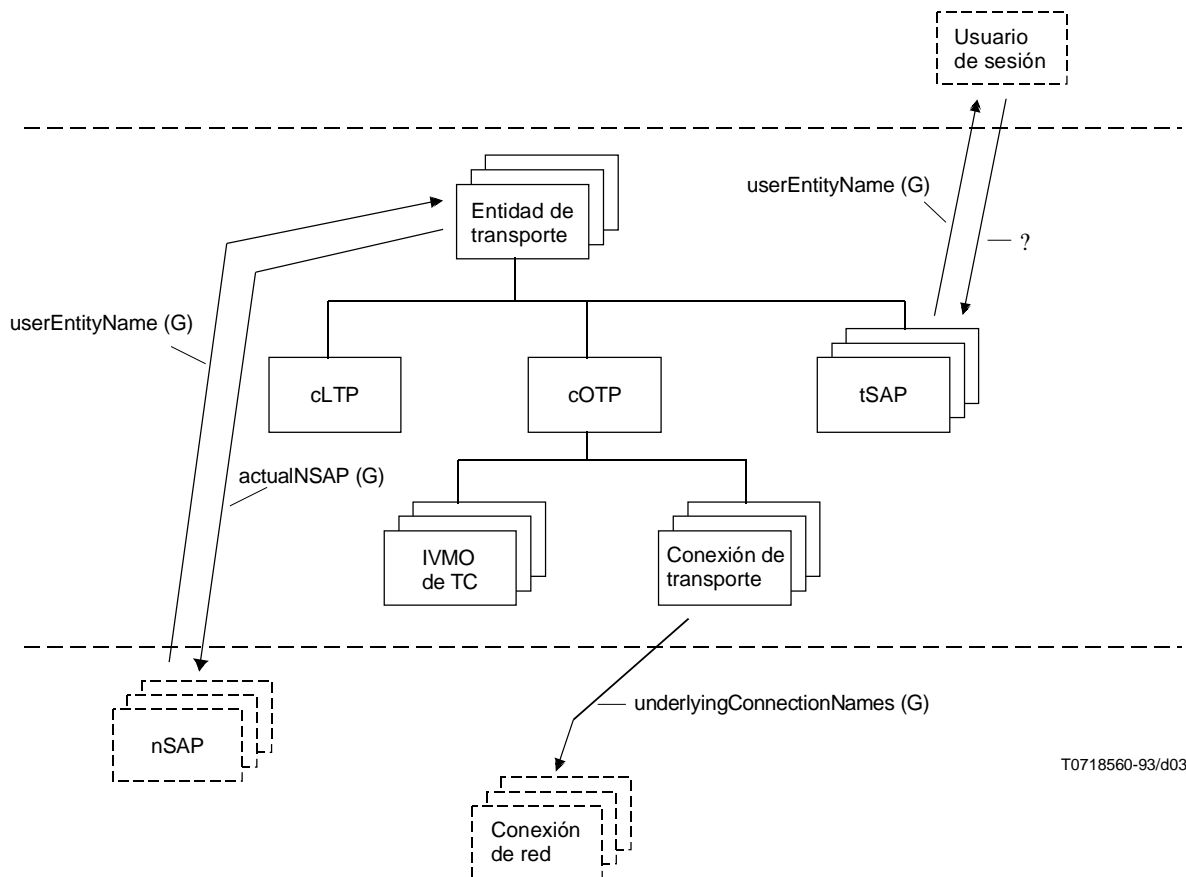
Ejemplos de utilización de las relaciones

(Este anexo es parte integrante de esta Recomendación | Norma Internacional)

En este anexo se dan ejemplos de utilización de los atributos de relación, tanto dentro de la capa de transporte como entre la capa de transporte y sus capas adyacentes. Los ejemplos no pretenden ser exhaustivos. Se pueden construir relaciones para otras combinaciones de protocolos de manera similar y una implementación determinada puede ser capaz de sustentar múltiples protocolos simultáneamente. Por ejemplo, las conexiones de transporte en el servicio de red con conexión (CONS, *connection-mode network service*) al mismo tiempo que las conexiones de transporte en el servicio de red sin conexión (CLNS, *connectionless-mode network service*). Tales posibilidades se han omitido únicamente por razones de claridad.

Para ilustrar la utilización de las relaciones de capa cruzadas, ha sido necesario incluir diagramas que representan algunos de los objetos gestionados de capa de red y de sesión en las figuras C.1 a C.3. Ahora bien, dichas figuras sólo tienen una finalidad ilustrativa; para obtener detalles precisos o una imagen completa de los objetos gestionados deberán consultarse las Recomendaciones | Normas Internacionales de gestión de capa pertinentes.

Los ejemplos se indican en las figuras C.1 a C.3.



T0718560-93/d03

Figura C.1 – COTP en CONS

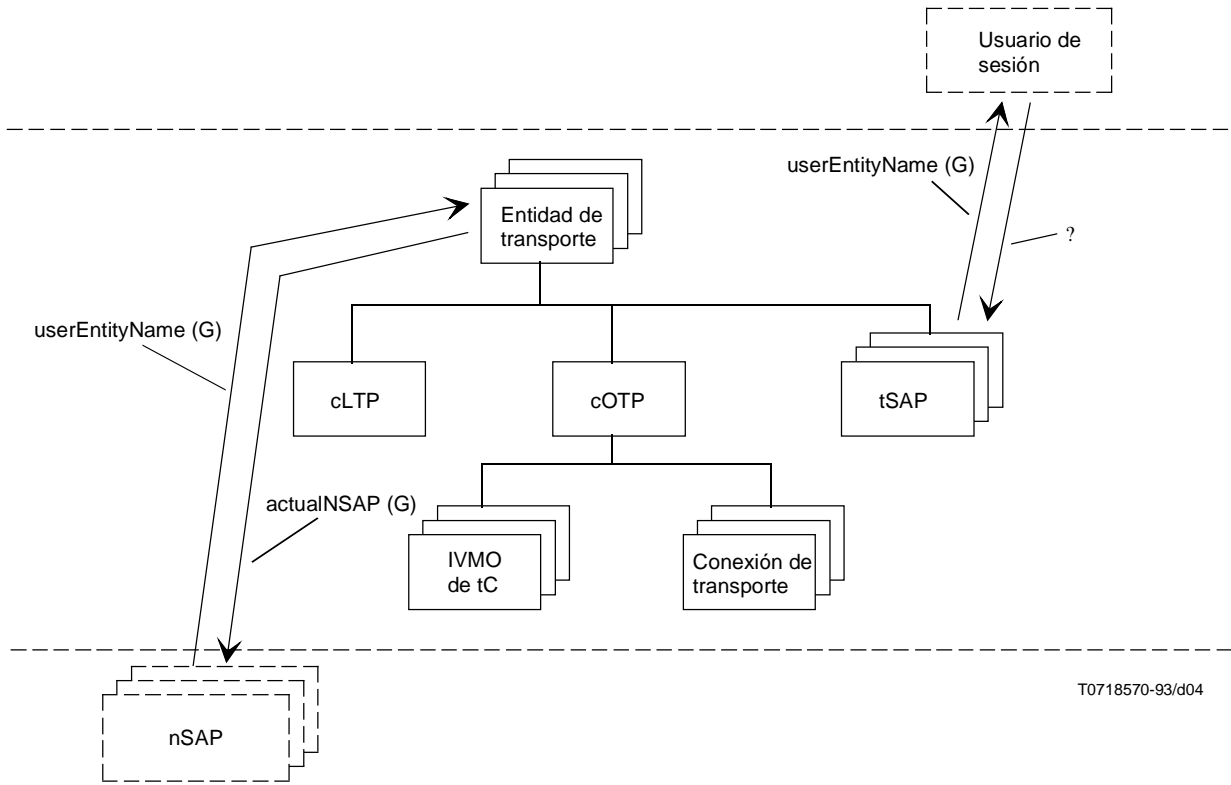


Figura C.2 – COTP en CLNS

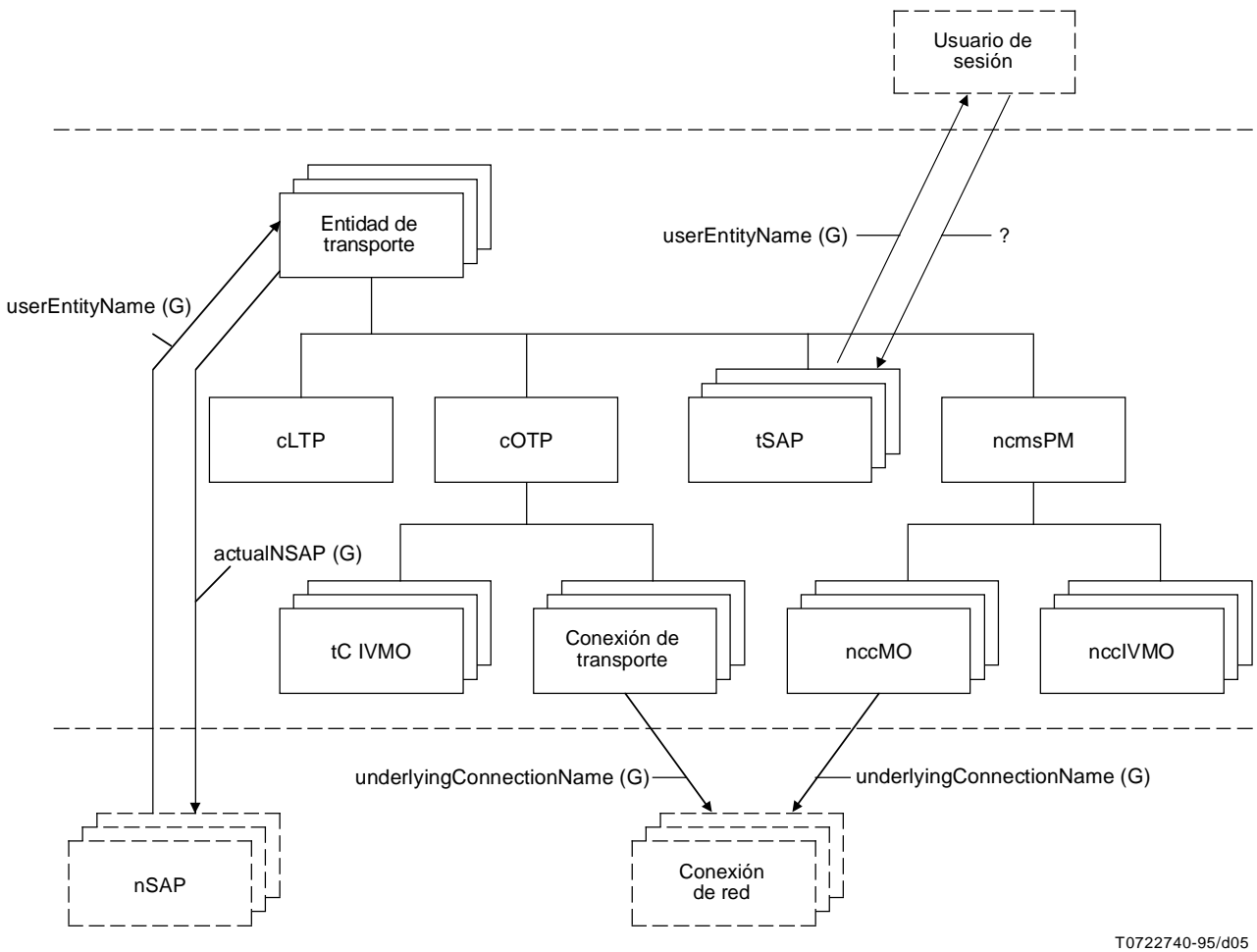


Figura C.3 – COTP que utiliza NCMS en CONS

Anexo D¹⁾**Formulario de MCS**

(Este anexo es parte integrante de esta Recomendación | Norma Internacional)

D.1 Introduction**D.1.1 Purpose and structure**

The Management Conformance Summary (MCS) is a statement by a supplier that identifies an implementation and provides information on whether the implementation claims conformance to any of the listed set of documents that specify conformance requirements to OSI management.

The MCS proforma is a document, in the form of a questionnaire, that when completed by the supplier of an implementation becomes the MCS.

D.1.2 Instructions for completing the MCS proforma to produce an MCS²⁾

The supplier of the implementation shall enter an explicit statement in each of the boxes provided. Specific instruction is provided in the text which precedes each table.

D.1.3 Symbols, abbreviations and terms

For all annexes of this Recommendation | International Standard, the following common notations, defined in ITU-T Rec. X.291 | ISO/IEC 9646-2 and ITU-T Rec. X.296 | ISO/IEC 9646-7, are used for the Status column:

- m Mandatory
- o Optional
- c Conditional
- x Prohibited
- Not applicable or out of scope

NOTE 1 – “c”, “m”, and “o” are prefixed by a “c:” when nested under a conditional or optional item of the same table.

NOTE 2 – “o” may be suffixed by “.N” (where N is a unique number) for mutually exclusive or selectable options among a set of status values. Support of at least one of the choices (from the items with the same values of N) is required.

For all annexes of this Recommendation | International Standard, the following common notations, defined in ITU-T Rec. X.291 | ISO/IEC 9646-2 and ITU-T Rec. X.296 | ISO/IEC 9646-7 are used for the Support column:

- Y Implemented
- N Not implemented
- No answer required
- Ig The item is ignored (i.e. processed syntactically but not semantically)

D.2 Identification of the implementation**D.2.1 Date of statement**

The supplier of the implementation shall enter the date of this statement in the box below. Use the format DD-MM-YYYY.

Date of statement

¹⁾ **Comunicado sobre derechos de autor del formulario de MCS**

Los usuarios de esta Recomendación | Norma Internacional pueden reproducir libremente el formulario de MCS de este anexo a fin de que pueda ser utilizado para los fines previstos, y pueden además publicar el MCS cumplimentado.

²⁾ En la Rec. UIT-T X.724 | ISO/CEI 10165-6 se especifican las instrucciones para rellenar el formulario de MCS.

D.2.2 Identification of the implementation

The supplier of the implementation shall enter information necessary to uniquely identify the implementation and the system(s) in which it may reside, in the box below.

D.2.3 Contact

The supplier of the implementation shall provide information on whom to contact if there are any queries concerning the content of the MCS, in the box below.

D.3 Identification of the Recommendation | International Standard in which the management information is defined

The supplier of the implementation shall enter the title, reference number and date of the publication of the Recommendation | International Standard which specifies the management information to which conformance is claimed, in the box below.

Recommendation | International Standard to which conformance is claimed

D.3.1 Technical corrigenda implemented

The supplier of the implementation shall enter the reference numbers of implemented technical corrigenda which modify the identified Recommendation | International Standard, in the box below.

D.3.2 Amendments implemented

The supplier of the implementation shall state the titles and reference numbers of implemented amendments to the identified Recommendation | International Standard, in the box below.

D.4 Management conformance summary

The supplier of implementation shall state the capabilities and features supported and provide summary of conformance claims to Recommendations | International Standards using the tables in this annex.

The supplier of the implementation shall specify the roles that are supported in Table D.1.

Table D.1 – Roles

Index	Roles supported	Status	Support	Additional information
1	Manager role support	o.1		
2	Agent role support	o.1		

The supplier of the implementation shall specify the protocols that are supported in Table D.2.

Table D.2 – Protocol

Index	Protocol supported	Status	Support	Additional information
1	Connection-mode support	o.2		
2	Connectionless-mode support	o.2		

The supplier of the implementation shall specify support for management information in the manager role in Table D.3.

Table D.3 – Manager role minimum conformance requirement

Index	Item	Status	Support	Additional information
1	Operations on managed objects	c1		
2	Object creation notification for Transport entity managed object	c1		
3	Object deletion notification for Transport entity managed object	c1		
4	Communications Alarm notification for Transport entity managed object	c1		
5	Object creation notification for Connectionless-mode transport protocol machine managed object	c2		
6	Object deletion notification for Connectionless-mode transport protocol machine managed object	c2		
7	State change notification for Connectionless-mode transport protocol machine managed object	c2		
8	Communications Alarm notification for Connectionless-mode transport protocol machine managed object	c2		
9	Activate action for Connectionless-mode transport protocol machine managed object	c2		
10	Deactivate action for Connectionless-mode transport protocol machine managed object	c2		
11	Communications information notification for Connection-oriented transport protocol machine managed object	c3		
12	Object creation notification for Connection-oriented transport protocol machine managed object	c3		
13	Object deletion notification for Connection-oriented transport protocol machine managed object	c3		
14	State change notification for Connection-oriented transport protocol machine managed object	c3		
15	Activate action for Connection-oriented transport protocol machine managed object	c3		
16	Deactivate action for Connection-oriented transport protocol machine managed object	c3		
17	Object creation notification for TSAP managed object	c1		
18	Object deletion notification for TSAP managed object	c1		
19	Communications information notification for Transport connection managed object	c3		
20	Object creation notification for Transport connection managed object	c3		

Table D.3 (concluded)

Index	Item	Status	Support	Additional information
21	Object deletion notification for Transport connection managed object	c3		
22	Communications information notification for NCMS protocol machine managed object	c4		
23	Object creation notification for NCMS protocol machine managed object	c4		
24	Object deletion notification for NCMS protocol machine managed object	c4		
25	State change notification for NCMS protocol machine managed object	c4		
26	Activate action for NCMS protocol machine managed object	c4		
27	Deactivate action for NCMS protocol machine managed object	c4		
28	Object creation notification for Network connection control managed object	c4		
29	Object deletion notification for Network connection control managed object	c4		
c1: f D.1/1a then o.3 else – c2: if D.1/1a and D.2/2a then o.3 else – c3: if D.1/1a and D.2/1a then o.3 else – c4: if D.1/1a and D.2/1a then o else –				

The supplier of the implementation shall specify support for management information in the agent role, in Table D.4.

Table D.4 – Agent role minimum conformance requirement

Index	Item	Status	Support	Additional information
1	Transport subsystem managed object	m		
2	Transport entity managed object	m		
3	Connectionless transport protocol machine managed object	c5		
4	Connection oriented transport protocol machine managed object	c6		
5	Transport SAP managed object	m		
6	Transport connection managed object	c6		
7	Transport connection initial values managed object	c6		
8	NCMS protocol machine managed object	c7		
9	Network connection control managed object	c7		
10	Network connection control initial values managed object	c7		
c5: if D.1/2a and D.2/2a then m else – c6: if D.1/2a and D.2/1a then m else – c7: if D.1/2a and D.2/1a then o else –				

Table D.5 – Logging of event records

Index	Item	Status	Support	Additional information
1	Does the implementation support logging of event records in agent role?	c8		
c8: if D.1/2a then o else –				

NOTE – Conformance to this Recommendation | International Standard does not require conformance to CCITT Rec. X.735 | ISO/IEC 10164-6.

The supplier of the implementation shall provide information on claims of conformance to any of the Recommendations | International Standards summarized in Tables D.6 through D.8. For each Recommendation | International Standard that the supplier of the implementation claims conformance to, the corresponding conformance statement(s) shall be completed, or referenced by, the MCS. The supplier of the implementation shall complete the Support, Table numbers and Additional information columns.

In Tables D.6 to D.8, the Status column is used to indicate whether the supplier of the implementation is required to complete the referenced tables or referenced items. Conformance requirements are as specified in the referenced tables or referenced items and are not changed by the value of the MCS Status column. Similarly, the Support column is used by the supplier of the implementation to indicate completion of the referenced tables or referenced items.

Table D.6 – MOCS support summary

Index	Identification of the document that includes the MOCS proforma	Table numbers of MOCS proforma	Description	Con-straints and values	Status	Support	Table numbers of MOCS	Additional infor-mation
1	“ITU-T Rec. X.284 ISO/IEC 10737”	Table F.1 – F.4	transportSubsystem	–	m			
2	“ITU-T Rec. X.284 ISO/IEC 10737”	Table F.5 – F.11	transportEntity	–	m			
3	“ITU-T Rec. X.284 ISO/IEC 10737”	Table F.12 – F.19	clmodeTPM	–	c9			
4	“ITU-T Rec. X.284 ISO/IEC 10737”	Table F.20 – F.27	comodeTPM	–	c10			
5	“ITU-T Rec. X.284 ISO/IEC 10737”	Table F.28 – F.32	tSAP	–	m			
6	“ITU-T Rec. X.284 ISO/IEC 10737”	Table F.33 – F.39	transportConnection	–	c11			
7	“ITU-T Rec. X.284 ISO/IEC 10737”	Table F.40 – F.43	transportConnectionIVMO	–	c12			
8	“ITU-T Rec. X.284 ISO/IEC 10737”	Table F.44 – F.47	communicationInformationRecord	–	c13			
9	“ITU-T Rec. X.284 ISO/IEC 10737”	Table F.48 – F.54	ncmsPM	–	c14			
10	“ITU-T Rec. X.284 ISO/IEC 10737”	Table F.55 – F.59	ncc	–	c15			
11	“ITU-T Rec. X.284 ISO/IEC 10737”	Table F.60 – F.63	nccIVMO	–	c16			
12	“CCITT Rec. X.730 ISO/IEC 10164-1”	Table C.1 – C.4	objectCreationRecord	–	c17			
13	“CCITT Rec. X.730 ISO/IEC 10164-1”	Table C.5 – C.8	objectDeletionRecord	–	c17			
14	“CCITT Rec. X.731 ISO/IEC 10164-2”	Table C.1 – C.4	stateChangeRecord	–	c17			
15	“CCITT Rec. X.733 ISO/IEC 10164-4”	Table C.1 – C.4	alarmRecord	–	c17			
c9: if D.4/3a then m else – c10: f D.4/4a then m else – c11: if D.4/6a then m else – c12: if D.4/7a then m else – c13: if (D.4/4a or D.4/6a or D.4/8a) and D.5/1a then m else – c14: if D.4/8a then m else – c15: if D.4/9a then m else – c16: if D.4/10a then m else – c17: if D.5/1a then m else –								

Table D.7 – MRCS support summary

Index	Identification of the document that includes the MRCS proforma	Table numbers of MRCS proforma	Description	Constraints and values	Status	Support	Table numbers of MRCS	Additional information
1	“ITU-T Rec. X.284 ISO/IEC 10737”	Table G.1/1	transportSubsystem-system	–	o.4			
2	“ITU-T Rec. X.284 ISO/IEC 10737”	Table G.1/2	“ITU-T Rec. X.723 (1993) ISO/IEC 10165-5:1994”: subsystem-system	–	o.4			
3	“ITU-T Rec. X.284 ISO/IEC 10737”	Table G.1/3	transportEntity-transportSubsystem-Automatic	–	o.5			
4	“ITU-T Rec. X.284 ISO/IEC 10737”	Table G.1/4	transportEntity-transportSubsystem-Management	–	o.5			
5	“ITU-T Rec. X.284 ISO/IEC 10737”	Table G.1/5	“ITU-T Rec. X.723 (1993) ISO/IEC 10165-5:1994”: communicationsEntity-subsystems	–	o.5			
6	“ITU-T Rec. X.284 ISO/IEC 10737”	Table G.1/6	clmodeTPM-transportEntity-Automatic	–	c18			
7	“ITU-T Rec. X.284 ISO/IEC 10737”	Table G.1/7	clmodeTPM-transportEntity-Management	–	c18			
8	“ITU-T Rec. X.284 ISO/IEC 10737”	Table G.1/8	“ITU-T Rec. X.723 (1993) ISO/IEC 10165-5:1994”: clProtocolMachine-entity	–	c18			
9	“ITU-T Rec. X.284 ISO/IEC 10737”	Table G.1/9	comodeTPM-transportEntity-Automatic	–	c19			
10	“ITU-T Rec. X.284 ISO/IEC 10737”	Table G.1/10	comodeTPM-transportEntity-Management	–	c19			
11	“ITU-T Rec. X.284 ISO/IEC 10737”	Table G.1/11	“ITU-T Rec. X.723 (1993) ISO/IEC 10165-5:1994”: coProtocolMachine-entity	–	c19			
12	“ITU-T Rec. X.284 ISO/IEC 10737”	Table G.1/12	tSAP-transportEntity-Automatic	–	o.8			
13	“ITU-T Rec. X.284 ISO/IEC 10737”	Table G.1/13	tSAP-transportEntity-Management	–	o.8			
14	“ITU-T Rec. X.284 ISO/IEC 10737”	Table G.1/14	“ITU-T Rec. X.723 (1993) ISO/IEC 10165-5:1994”: sap1-communicationsEntity	–	o.8			
15	“ITU-T Rec. X.284 ISO/IEC 10737”	Table G.1/15	transportConnection-comodeTPM	–	c20			
16	“ITU-T Rec. X.284 ISO/IEC 10737”	Table G.1/16	“ITU-T Rec. X.723 (1993) ISO/IEC 10165-5:1994”: singlePeerConnection-coProtocolMachine	–	c20			
17	“ITU-T Rec. X.284 ISO/IEC 10737”	Table G.1/17	transportConnectionIVMO-comodeTPM	–	c21			
18	“ITU-T Rec. X.284 ISO/IEC 10737”	Table G.1/18	ncmsPM-transportEntity-Automatic	–	c22			
19	“ITU-T Rec. X.284 ISO/IEC 10737”	Table G.1/19	ncmsPM-transportEntity-Management	–	c22			
20	“ITU-T Rec. X.284 ISO/IEC 10737”	Table G.1/20	ncc-ncmsPM	–	c23			
21	“ITU-T Rec. X.284 ISO/IEC 10737”	Table G.1/21	nccIVMO-ncmsPM	–	c24			
22	“CCITT Rec. X.735 ISO/IEC 10164-6”	Table D.1/1	logRecord-log	–	c25			
c18: if D.6/3a then o.6 else – c19: if D.6/4a then o.7 else – c20: if D.6/6a then o.9 else – c21: if D.6/7a then m else – c22: if D.6/8a then o.10 else – c23: if D.6/9a then m else – c24: if D.6/10a then m else – c25: if D.6/8a or D.6/12a or D.6/13a or D.6/14a or D.6/15a then o else –								

Table D.8 – MICS support summary

Index	Identification of the document that includes the MICS proforma	Table numbers of MICS proforma	Description	Con-straints and values	Status	Support	Table numbers of MICS	Additional information
1	“ITU-T Rec. X.284 ISO/IEC 10737”	Table E.1 – E.23	Management operations	–	c26			
2	“ITU-T Rec. X.284 ISO/IEC 10737”	Table E.24	Notifications	–	c27			
3	“ITU-T Rec. X.284 ISO/IEC 10737”	Table E.25	Actions	–	c28			
c26: if D.3/1a then m else – c27: if D.3/2a or D.3/3a or D.3/4a or D.3/5a or D.3/6a or D.3/7a or D.3/8a or D.3/11a or D.3/12a or D.3/13a or D.3/14a or D.3/17a or D.3/18a or D.3/19a or D.3/20a or D.3/21a or D.3/22a or D.3/23a or D.3/24a or D.3/25a or D.3/28a or D.3/29a then m else – c28: if D.3/9a or D.3/10a or D.3/15a or D.3/16a or D.3/26a or D.3/27a then m else –								

Anexo E³⁾

Formulario de MICS

(Este anexo es parte integrante de esta Recomendación | Norma Internacional)

E.1 Introduction

The purpose of this MICS proforma is to provide a mechanism for a supplier of an implementation which claims conformance, in the manager role, to management information specified in this Recommendation | International Standard, to provide conformance information in a standard form.

E.2 Instructions for completing the MICS proforma to produce a MICS⁴⁾

The MICS proforma contained in this annex is comprised of information in tabular form, in accordance with ITU-T Rec. X.724 | ISO/IEC 10165-6. In addition to the general guidance given in ITU-T Rec. X.724 | ISO/IEC 10165-6, the additional information columns shall be used to identify the object class for which the management operations are supported. The supplier of the implementation shall state which items are supported in the tables below and, if necessary, provide additional information.

E.3 Symbols, abbreviations and terms

The MICS proforma contained in this annex is comprised of information in tabular form, in accordance with ITU-T Rec. X.291 | ISO/IEC 9646-2.

The notations used in the Status and Support columns are specified in D.1.3.

E.4 Statement of conformance to the management information

E.4.1 Attributes

The specifier of a manager role implementation that claims to support management operations on the attributes specified in this Recommendation | International Standard shall import a copy of Tables E.1 through E.11 and complete them.

³⁾ Comunicado sobre derechos de autor del formulario de MICS

Los usuarios de esta Recomendación | Norma Internacional pueden reproducir libremente el formulario de MICS de este anexo a fin de que pueda ser utilizado para los fines previstos, y pueden además publicar el MICS cumplimentado.

⁴⁾ En la Rec. UIT-T X.724 | ISO/CEI 10165-6 se especifican las instrucciones para rellenar el formulario de MICS.

E.4.1.1 The transport subsystem managed object

See Table E.1.

Table E.1 – transportSubsystem Attribute support

Index	Attribute template label	Value of object identifier for attribute	Constraints and values	Set by create		Get		Replace		Add		Remove		Set to default		Additional information
				Status	Support	Status	Support	Status	Support	Status	Support	Status	Support	Status	Support	
1	“CCITT Rec. X.721 (1992) ISO/IEC 10165-2:1992”: allomorphs	{2 9 3 2 7 50}	SET OF ObjectClass	–		o.11		–		–		–		–		
2	“CCITT Rec. X.721 (1992) ISO/IEC 10165-2:1992”: nameBinding	{2 9 3 2 7 63}	OBJECT IDENTIFIER	–		o.11		–		–		–		–		
3	“CCITT Rec. X.721 (1992) ISO/IEC 10165-2:1992”: objectClass	{2 9 3 2 7 65}	ObjectClass	–		o.11		–		–		–		–		
4	“CCITT Rec. X.721 (1992) ISO/IEC 10165-2:1992”: packages	{2 9 3 2 7 66}	SET OF OBJECT IDENTIFIER	–		o.11		–		–		–		–		
5	“ITU-T Rec. X.723 (1993) ISO/IEC 10165-5:1994”: subsystemId	{2 9 3 5 7 11}	GraphicString	–		o.11		–		–		–		–		

E.4.1.2 The transport entity managed object

See Table E.2.

Table E.2 – transportEntity Attribute support

Index	Attribute template label	Value of object identifier for attribute	Constraints and values	Set by create		Get		Replace		Add		Remove		Set to default		Additional information
				Status	Support	Status	Support	Status	Support	Status	Support	Status	Support	Status	Support	
1	actualNSAP	{2 14 0 7 4}	SET OF other	–		o.11		–		–		–		–		
2	“CCITT Rec. X.721 (1992) ISO/IEC 10165-2:1992”: allomorphs	{2 9 3 2 7 50}	SET OF ObjectClass	c1		o.11		–		–		–		–		
3	checksumErrorsDeleted	{2 14 0 7 6}	INTEGER	–		o.11		–		–		–		–		
4	“ITU-T Rec. X.723 (1993) ISO/IEC 10165-5:1994”: communicationsEntityId	{2 9 3 5 7 0}	GraphicString	c1		o.11		–		–		–		–		
5	“ITU-T Rec. X.723 (1993) ISO/IEC 10165-5:1994”: localSapNames	{2 9 3 5 7 6}	SET OF ObjectInstance	–		o.11		–		–		–		–		
6	“CCITT Rec. X.721 (1992) ISO/IEC 10165-2:1992”: nameBinding	{2 9 3 2 7 63}	OBJECT IDENTIFIER	c1		o.11		–		–		–		–		
7	“CCITT Rec. X.721 (1992) ISO/IEC 10165-2:1992”: objectClass	{2 9 3 2 7 65}	ObjectClass	c1		o.11		–		–		–		–		
8	“CCITT Rec. X.721 (1992) ISO/IEC 10165-2:1992”: operationalState	{2 9 3 2 7 35}	ENUMERATED	–		o.11		–		–		–		–		
9	“CCITT Rec. X.721 (1992) ISO/IEC 10165-2:1992”: packages	{2 9 3 2 7 66}	SET OF OBJECT IDENTIFIER	c1		o.11		–		–		–		–		
10	protocolErrors	{2 14 0 7 7}	INTEGER	–		o.11		–		–		–		–		
11	targetNSAP	{2 14 0 7 3}	SET OF other	c1		o.11		o.11		o.11		o.11		–		
12	undecodedNSDUs	{2 14 0 7 5}	INTEGER	–		o.11		–		–		–		–		

c1: if E.16/1a then o.11 else –

E.4.1.3 The connectionless-mode transport protocol machine managed object

See Table E.3.

Table E.3 – cmodeTPM Attribute support

Index	Attribute template label	Value of object identifier for attribute	Constraints and values	Set by create		Get		Replace		Add		Remove		Set to default		Additional information
				Status	Support	Status	Support	Status	Support	Status	Support	Status	Support	Status	Support	
1	“CCITT Rec. X.721 (1992) ISO/IEC 10165-2:1992”: administrativeState	{2 9 3 2 7 31}	ENUMERATED	c2		o.11		o.11		-		-		-		
2	“CCITT Rec. X.721 (1992) ISO/IEC 10165-2:1992”: allomorphs	{2 9 3 2 7 50}	SET OF ObjectClass	c2		o.11		-		-		-		-		
3	clChecksumOption	{2 14 0 7 9}	BOOLEAN	c2		o.11		o.11		-		-		o.11		
4	“ITU-T Rec. X.723 (1993) ISO/IEC 10165-5:1994”: clProtocolMachineId	{2 9 3 5 7 2}	GraphicString	c2		o.11		-		-		-		-		
5	“CCITT Rec. X.721 (1992) ISO/IEC 10165-2:1992”: nameBinding	{2 9 3 2 7 63}	OBJECT IDENTIFIER	c2		o.11		-		-		-		-		
6	“CCITT Rec. X.721 (1992) ISO/IEC 10165-2:1992”: objectClass	{2 9 3 2 7 65}	ObjectClass	c2		o.11		-		-		-		-		
7	“CCITT Rec. X.721 (1992) ISO/IEC 10165-2:1992”: octetsReceivedCounter	{2 9 3 2 7 78}	INTEGER	-		o.11		-		-		-		-		
8	“CCITT Rec. X.721 (1992) ISO/IEC 10165-2:1992”: octetsSentCounter	{2 9 3 2 7 80}	INTEGER	-		o.11		-		-		-		-		
9	“CCITT Rec. X.721 (1992) ISO/IEC 10165-2:1992”: operationalState	{2 9 3 2 7 35}	ENUMERATED	-		o.11		-		-		-		-		
10	“CCITT Rec. X.721 (1992) ISO/IEC 10165-2:1992”: packages	{2 9 3 2 7 66}	SET OF OBJECT IDENTIFIER	c2		o.11		-		-		-		-		

Table E.3 (concluded)

Index	Attribute template label	Value of object identifier for attribute	Constraints and values	Set by create		Get		Replace		Add		Remove		Set to default		Additional information
				Status	Support	Status	Support	Status	Support	Status	Support	Status	Support	Status	Support	
11	“CCITT Rec. X.721 (1992) ISO/IEC 10165-2:1992”: pdusReceivedCounter	{2 9 3 2 7 86}	INTEGER	–		o.11		–		–		–		–		
12	“CCITT Rec. X.721 (1992) ISO/IEC 10165-2:1992”: pdusSentCounter	{2 9 3 2 7 88}	INTEGER	–		o.11		–		–		–		–		
13	“ITU-T Rec. X.723 (1993) ISO/IEC 10165-5:1994”: totalRemoteSAPs	{2 9 3 5 7 13}	INTEGER	–		o.11		–		–		–		–		
14	undeliverablePDUCounter	{2 14 0 7 10}	INTEGER	–		o.11		–		–		–		–		
c2: f E.17/1a then o.11 else –																

E.4.1.4 The connection-oriented transport protocol machine managed object

See Table E.4.

Table E.4 – comodeTPM Attribute support

Index	Attribute template label	Value of object identifier for attribute	Constraints and values	Set by create		Get		Replace		Add		Remove		Set to default		Additional information
				Status	Support	Status	Support	Status	Support	Status	Support	Status	Support	Status	Support	
1	“CCITT Rec. X.721 (1992) ISO/IEC 10165-2:1992”: administrativeState	{2 9 3 2 7 31}	ENUMERATED	c3		o.11		o.11		–		–		–		
2	“CCITT Rec. X.721 (1992) ISO/IEC 10165-2:1992”: allomorphs	{2 9 3 2 7 50}	SET OF ObjectClass	c3		o.11		–		–		–		–		
3	“ITU-T Rec. X.723 (1993) ISO/IEC 10165-5:1994”: coProtocolMachineId	{2 9 3 5 7 3}	GraphicString	c3		o.11		–		–		–		–		
4	localErrorDisconnects	{2 14 0 7 18}	INTEGER	–		o.11		–		–		–		–		
5	localSuccessfulConnections	{2 14 0 7 14}	INTEGER	–		o.11		–		–		–		–		
6	localUnsuccessfulConnections	{2 14 0 7 16}	INTEGER	–		o.11		–		–		–		–		
7	maxConnections	{2 14 0 7 13}	INTEGER	c3		o.11		o.11		–		–		o.11		
8	maxOpenConnections	{2 14 0 7 21}	INTEGER	–		o.11		–		–		–		o.11		
9	“CCITT Rec. X.721 (1992) ISO/IEC 10165-2:1992”: nameBinding	{2 9 3 2 7 63}	OBJECT IDENTIFIER	c3		o.11		–		–		–		–		
10	“CCITT Rec. X.721 (1992) ISO/IEC 10165-2:1992”: objectClass	{2 9 3 2 7 65}	ObjectClass	c3		o.11		–		–		–		–		
11	“CCITT Rec. X.721 (1992) ISO/IEC 10165-2:1992”: octetsReceivedCounter	{2 9 3 2 7 78}	INTEGER	–		o.11		–		–		–		–		
12	“CCITT Rec. X.721 (1992) ISO/IEC 10165-2:1992”: octetsSentCounter	{2 9 3 2 7 80}	INTEGER	–		o.11		–		–		–		–		
13	openConnections	{2 14 0 7 12}	INTEGER	–		o.11		–		–		–		–		
14	“CCITT Rec. X.721 (1992) ISO/IEC 10165-2:1992”: operationalState	{2 9 3 2 7 35}	ENUMERATED	–		o.11		–		–		–		–		

Table E.4 (concluded)

Index	Attribute template label	Value of object identifier for attribute	Constraints and values	Set by create		Get		Replace		Add		Remove		Set to default		Additional information
				Status	Support	Status	Support	Status	Support	Status	Support	Status	Support	Status	Support	
15	“CCITT Rec. X.721 (1992) ISO/IEC 10165-2:1992”: packages	{2 9 3 2 7 66}	SET OF OBJECT IDENTIFIER	o.11		o.11		–		–		–		–		
16	remoteErrorDisconnects	{2 14 0 7 19}	INTEGER	–		o.11		–		–		–		–		
17	remoteSuccessfulConnections	{2 14 0 7 15}	INTEGER	–		o.11		–		–		–		–		
18	remoteUnsuccessfulConnections	{2 14 0 7 17}	INTEGER	–		o.11		–		–		–		–		
19	unassociatedTPDUs	{2 14 0 7 20}	INTEGER	–		o.11		–		–		–		–		
c3: if E.18/1a then o.11 else –																

E.4.1.5 The TSAP managed object

See Table E.5.

Table E.5 – tSAP Attribute support

Index	Attribute template label	Value of object identifier for attribute	Constraints and values	Set by create		Get		Replace		Add		Remove		Set to default		Additional information
				Status	Support	Status	Support	Status	Support	Status	Support	Status	Support	Status	Support	
1	“CCITT Rec. X.721 (1992) ISO/IEC 10165-2:1992”: allomorphs	{2 9 3 2 7 50}	SET OF ObjectClass	c4		o.11		–		–		–		–		
2	“CCITT Rec. X.721 (1992) ISO/IEC 10165-2:1992”: nameBinding	{2 9 3 2 7 63}	OBJECT IDENTIFIER	c4		o.11		–		–		–		–		
3	“CCITT Rec. X.721 (1992) ISO/IEC 10165-2:1992”: objectClass	{2 9 3 2 7 65}	ObjectClass	c4		o.11		–		–		–		–		
4	“CCITT Rec. X.721 (1992) ISO/IEC 10165-2:1992”: packages	{2 9 3 2 7 66}	SET OF OBJECT IDENTIFIER	c4		o.11		–		–		–		–		
5	“ITU-T Rec. X.723 (1993) ISO/IEC 10165-5:1994”: sap1Address	{2 9 3 5 7 8}	INTEGER	–		o.11		–		–		–		–		
6	“ITU-T Rec. X.723 (1993) ISO/IEC 10165-5:1994”: sapId	{2 9 3 5 7 10}	GraphicString	c4		o.11		–		–		–		–		
7	“ITU-T Rec. X.723 (1993) ISO/IEC 10165-5:1994”: userEntityNames	{2 9 3 5 7 15}	SET OF ObjectInstance	–		o.11		–		–		–		–		
c4: if E.19/1a then o.11 else –																

E.4.1.6 The transport connection managed object

See Table E.6.

Table E.6 – transportConnection Attribute support

Index	Attribute template label	Value of object identifier for attribute	Constraints and values	Set by create		Get		Replace		Add		Remove		Set to default		Additional information
				Status	Support	Status	Support	Status	Support	Status	Support	Status	Support	Status	Support	
1	acknowledgeTime	{2 14 0 7 47}	SEQUENCE	-		o.11		-		-		-		-		
2	“CCITT Rec. X.721 (1992) ISO/IEC 10165-2:1992”: allomorphs	{2 9 3 2 7 50}	SET OF ObjectClass	-		o.11		-		-		-		-		
3	calledNSAPAddress	{2 14 0 7 58}	OCTET STRING	-		o.11		-		-		-		-		
4	calledTSelector	{2 14 0 7 56}	OCTET STRING	-		o.11		-		-		-		-		
5	callingNSAPAddress	{2 14 0 7 57}	OCTET STRING	-		o.11		-		-		-		-		
6	callingTSelector	{2 14 0 7 55}	OCTET STRING	-		o.11		-		-		-		-		
7	checksumNonuse	{2 14 0 7 43}	BOOLEAN	-		o.11		-		-		-		-		
8	connectionDirection	{2 14 0 7 60}	ENUMERATED	-		o.11		-		-		-		-		
9	“ITU-T Rec. X.723 (1993) ISO/IEC 10165-5:1994”: connectionId	{2 9 3 5 7 1}	GraphicString	-		o.11		-		-		-		-		
10	explicitFlowControl	{2 14 0 7 45}	BOOLEAN	-		o.11		-		-		-		-		
11	extendedFormat	{2 14 0 7 41}	BOOLEAN	-		o.11		-		-		-		-		
12	inactivityTime	{2 14 0 7 46}	SEQUENCE	-		o.11		-		-		-		-		
13	localReference	{2 14 0 7 53}	INTEGER	-		o.11		-		-		-		-		
14	maxTPDUSize	{2 14 0 7 51}	INTEGER	-		o.11		-		-		-		-		
15	maxTransmissions	{2 14 0 7 52}	INTEGER	-		o.11		-		-		-		-		
16	“CCITT Rec. X.721 (1992) ISO/IEC 10165-2:1992”: nameBinding	{2 9 3 2 7 63}	OBJECT IDENTIFIER	-		o.11		-		-		-		-		
17	networkConnectionIDs	{2 14 0 7 61}	SET OF other	-		o.11		-		-		-		-		
18	networkExpeditedData	{2 14 0 7 42}	BOOLEAN	-		o.11		-		-		-		-		
19	“CCITT Rec. X.721 (1992) ISO/IEC 10165-2:1992”: objectClass	{2 9 3 2 7 65}	ObjectClass	-		o.11		-		-		-		-		
20	“CCITT Rec. X.721 (1992) ISO/IEC 10165-2:1992”: octetsReceivedCounter	{2 9 3 2 7 78}	INTEGER	-		o.11		-		-		-		-		
21	“CCITT Rec. X.721 (1992) ISO/IEC 10165-2:1992”: octetsSentCounter	{2 9 3 2 7 80}	INTEGER	-		o.11		-		-		-		-		

Table E.6 (concluded)

Index	Attribute template label	Value of object identifier for attribute	Constraints and values	Set by create		Get		Replace		Add		Remove		Set to default		Additional information
				Status	Support	Status	Support	Status	Support	Status	Support	Status	Support	Status	Support	
22	“CCITT Rec. X.721 (1992) ISO/IEC 10165-2:1992”: packages	{2 9 3 2 7 66}	SET OF OBJECT IDENTIFIER	–		o.11		–		–		–		–		
23	“CCITT Rec. X.721 (1992) ISO/IEC 10165-2:1992”: pdusReceivedCounter	{2 9 3 2 7 86}	INTEGER	–		o.11		–		–		–		–		
24	“CCITT Rec. X.721 (1992) ISO/IEC 10165-2:1992”: pdusRetransmittedErrorCounter	{2 9 3 2 7 87}	INTEGER	–		o.11		–		–		–		–		
25	“CCITT Rec. X.721 (1992) ISO/IEC 10165-2:1992”: pdusSentCounter	{2 9 3 2 7 88}	INTEGER	–		o.11		–		–		–		–		
26	protocolClass	{2 14 0 7 40}	ENUMERATED	–		o.11		–		–		–		–		
27	protocolErrors	{2 14 0 7 7}	INTEGER	–		o.11		–		–		–		–		
28	reassignmentTime	{2 14 0 7 48}	SEQUENCE	–		o.11		–		–		–		–		
29	reassignmentsAfterFailure	{2 14 0 7 62}	INTEGER	–		o.11		–		–		–		–		
30	receiptConfirmation	{2 14 0 7 44}	BOOLEAN	–		o.11		–		–		–		–		
31	relatingNCCMONames	{2 14 0 7 66}	SET OF other	–		o.11		–		–		–		–		
32	remoteReference	{2 14 0 7 54}	INTEGER	–		o.11		–		–		–		–		
33	respondingNSAPAddress	{2 14 0 7 59}	OCTET STRING	–		o.11		–		–		–		–		
34	retransmissionTime	{2 14 0 7 49}	SEQUENCE	–		o.11		–		–		–		–		
35	“ITU-T Rec. X.723 (1993) ISO/IEC 10165-5:1994”: supportedConnectionNames	{2 9 3 5 7 12}	SET OF ObjectInstance	–		o.11		–		–		–		–		
36	transportExpeditedService	{2 14 0 7 65}	BOOLEAN	–		o.11		–		–		–		–		
37	“ITU-T Rec. X.723 (1993) ISO/IEC 10165-5:1994”: underlyingConnectionNames	{2 9 3 5 7 14}	SET OF ObjectInstance	–		o.11		–		–		–		–		
38	windowTimer	{2 14 0 7 50}	SEQUENCE	–		o.11		–		–		–		–		

E.4.1.7 The transport connection IVMO

See Table E.7.

Table E.7 – transportConnectionIVMO Attribute support

Index	Attribute template label	Value of object identifier for attribute	Constraints and values	Set by create		Get		Replace		Add		Remove		Set to default		Additional information
				Status	Support	Status	Support	Status	Support	Status	Support	Status	Support	Status	Support	
1	“CCITT Rec. X.721 (1992) ISO/IEC 10165-2:1992”: allomorphs	{2 9 3 2 7 50}	SET OF ObjectClass	o.11		o.11		–		–		–		–		
2	checksumNonuse	{2 14 0 7 43}	BOOLEAN	o.11		o.11		o.11		–		–		o.11		
3	explicitFlowControl	{2 14 0 7 45}	BOOLEAN	o.11		o.11		o.11		–		–		o.11		
4	extendedFormat	{2 14 0 7 41}	BOOLEAN	o.11		o.11		o.11		–		–		o.11		
5	inactivityTime	{2 14 0 7 46}	SEQUENCE	o.11		o.11		o.11		–		–		o.11		
6	maxTPDUSize	{2 14 0 7 51}	INTEGER	o.11		o.11		o.11		–		–		o.11		
7	maxTransmissions	{2 14 0 7 52}	INTEGER	o.11		o.11		o.11		–		–		o.11		
8	maximumWindow	{2 14 0 7 36}	INTEGER	o.11		o.11		o.11		–		–		o.11		
9	“CCITT Rec. X.721 (1992) ISO/IEC 10165-2:1992”: nameBinding	{2 9 3 2 7 63}	OBJECT IDENTIFIER	o.11		o.11		–		–		–		–		
10	networkExpeditedData	{2 14 0 7 42}	BOOLEAN	o.11		o.11		o.11		–		–		o.11		
11	“CCITT Rec. X.721 (1992) ISO/IEC 10165-2:1992”: objectClass	{2 9 3 2 7 65}	ObjectClass	o.11		o.11		–		–		–		–		
12	“CCITT Rec. X.721 (1992) ISO/IEC 10165-2:1992”: packages	{2 9 3 2 7 66}	SET OF OBJECT IDENTIFIER	o.11		o.11		–		–		–		–		
13	protocolClasses	{2 14 0 7 26}	SET OF ENUMERATED	o.11		o.11		o.11		–		–		o.11		
14	reassignmentTime	{2 14 0 7 48}	SEQUENCE	o.11		o.11		o.11		–		–		o.11		
15	receiptConfirmation	{2 14 0 7 44}	BOOLEAN	o.11		o.11		o.11		–		–		o.11		
16	retransmissionTime	{2 14 0 7 49}	SEQUENCE	o.11		o.11		o.11		–		–		o.11		
17	transportConnectionIVMOId	{2 14 0 7 25}	GraphicString	–		o.11		–		–		–		–		
18	transportExpeditedService	{2 14 0 7 65}	BOOLEAN	o.11		o.11		o.11		–		–		o.11		
19	windowTimer	{2 14 0 7 50}	SEQUENCE	o.11		o.11		o.11		–		–		o.11		

E.4.1.8 The communication information record managed object ["ITU-T Rec. X.723 | ISO/IEC 10165-5:1994"]

See Table E.8.

Table E.8 – communicationInformationRecord Attribute support

Index	Attribute template label	Value of object identifier for attribute	Constraints and values	Set by create		Get		Replace		Add		Remove		Set to default		Additional information
				Status	Support	Status	Support	Status	Support	Status	Support	Status	Support	Status	Support	
1	“CCITT Rec. X.721 (1992) ISO/IEC 10165-2:1992”: allomorphs	{2 9 3 2 7 50}	SET OF ObjectClass	–		o.11		–		–		–		–		
2	“CCITT Rec. X.721 (1992) ISO/IEC 10165-2:1992”: nameBinding	{2 9 3 2 7 63}	OBJECT IDENTIFIER	–		o.11		–		–		–		–		
3	“CCITT Rec. X.721 (1992) ISO/IEC 10165-2:1992”: objectClass	{2 9 3 2 7 65}	ObjectClass	–		o.11		–		–		–		–		
4	“CCITT Rec. X.721 (1992) ISO/IEC 10165-2:1992”: packages	{2 9 3 2 7 66}	SET OF OBJECT IDENTIFIER	–		o.11		–		–		–		–		
5	“CCITT Rec. X.721 (1992) ISO/IEC 10165-2:1992”: logRecordId	{2 9 3 2 7 3}		–		o.11		–		–		–		–		
6	“CCITT Rec. X.721 (1992) ISO/IEC 10165-2:1992”: loggingTime	{2 9 3 2 7 59}		–		o.11		–		–		–		–		
7	“CCITT Rec. X.721 (1992) ISO/IEC 10165-2:1992”: managedObjectClass	{2 9 3 2 7 60}		–		o.11		–		–		–		–		
8	“CCITT Rec. X.721 (1992) ISO/IEC 10165-2:1992”: managedObjectInstance	{2 9 3 2 7 61}		–		o.11		–		–		–		–		
9	“CCITT Rec. X.721 (1992) ISO/IEC 10165-2:1992”: eventType	{2 9 3 2 7 14}		–		o.11		–		–		–		–		
10	“CCITT Rec. X.721 (1992) ISO/IEC 10165-2:1992”: eventTime	{2 9 3 2 7 13}		–		o.11		–		–		–		–		
11	“CCITT Rec. X.721 (1992) ISO/IEC 10165-2:1992”: notificationIdentifier	{2 9 3 2 7 16}		–		o.11		–		–		–		–		

Table E.8 (concluded)

Index	Attribute template label	Value of object identifier for attribute	Constraints and values	Set by create		Get		Replace		Add		Remove		Set to default		Additional information
				Status	Support	Status	Support	Status	Support	Status	Support	Status	Support	Status	Support	
12	“CCITT Rec. X.721 (1992) ISO/IEC 10165-2:1992”: correlatedNotifications	{2 9 3 2 7 12}		–		o.11		–		–		–		–		
13	“CCITT Rec. X.721 (1992) ISO/IEC 10165-2:1992”: additionalText	{2 9 3 2 7 7}		–		o.11		–		–		–		–		
14	“CCITT Rec. X.721 (1992) ISO/IEC 10165-2:1992”: additionalInformation	{2 9 3 2 7 6}		–		o.11		–		–		–		–		
15	informationType	{2 14 0 7 43}		–		o.11		–		–		–		–		
16	informationData	{2 14 0 7 45}		–		o.11		–		–		–		–		

E.4.1.9 The NCMS Protocol Machine managed object

See Table E.9.

Table E.9 – ncmsPM Attribute support

Index	Attribute template label	Value of object identifier for attribute	Constraints and values	Set by create		Get		Replace		Add		Remove		Set to default		Additional information
				Status	Support	Status	Support	Status	Support	Status	Support	Status	Support	Status	Support	
1	“CCITT Rec. X.721 (1992) ISO/IEC 10165-2:1992”: administrativeState	{2 9 3 2 7 31}	ENUMERATED	c5		o.11		o.11		–		–		–		
2	“CCITT Rec. X.721 (1992) ISO/IEC 10165-2:1992”: allomorphs	{2 9 3 2 7 50}	SET OF ObjectClass	c5		o.11		–		–		–		–		
3	ncmsPMId	{2 14 0 7 67}	GraphicString	c5		o.11		–		–		–		–		
4	“CCITT Rec. X.721 (1992) ISO/IEC 10165-2:1992”: nameBinding	{2 9 3 2 7 63}	OBJECT IDENTIFIER	c5		o.11		–		–		–		–		
5	“CCITT Rec. X.721 (1992) ISO/IEC 10165-2:1992”: ObjectClass	{2 9 3 2 7 65}	ObjectClass	c5		o.11		–		–		–		–		
6	“CCITT Rec. X.721 (1992) ISO/IEC 10165-2:1992”: operationalState	{2 9 3 2 7 35}	ENUMERATED	–		o.11		–		–		–		–		
7	“CCITT Rec. X.721 (1992) ISO/IEC 10165-2:1992”: packages	{2 9 3 2 7 66}	SET OF OBJECT IDENTIFIER	c5		o.11		–		–		–		–		
c5: if E.21/1a then o.11 else –																

E.4.1.10 The Network Connection Control managed object

See Table E.10.

Table E.10 – ncc Attribute support

Index	Attribute template label	Value of object identifier for attribute	Constraints and values	Set by create		Get		Replace		Add		Remove		Set to default		Additional information
				Status	Support	Status	Support	Status	Support	Status	Support	Status	Support	Status	Support	
1	“CCITT Rec. X.721 (1992) ISO/IEC 10165-2:1992”: allomorphs	{2 9 3 2 7 50}	SET OF ObjectClass	o.11		o.11		–		–		–		–		
2	nccId	{2 14 0 7 68}	GraphicString	o.11		o.11		–		–		–		–		
3	“CCITT Rec. X.721 (1992) ISO/IEC 10165-2:1992”: nameBinding	{2 9 3 2 7 63}	OBJECT IDENTIFIER	o.11		o.11		–		–		–		–		
4	ncc-COL	{2 14 0 7 70}	ENUMERATED	–		o.11		–		–		–		–		
5	nc-REC	{2 14 0 7 72}	ENUMERATED	–		o.11		–		–		–		–		
6	nc-REF	{2 14 0 7 73}	INTEGER	–		o.11		–		–		–		–		
7	nc-PREF	{2 14 0 7 71}	ENUMERATED	–		o.11		–		–		–		–		
8	nc-Right	{2 14 0 7 75}	ENUMERATED	–		o.11		–		–		–		–		
9	ncRecoveries	{2 14 0 7 74}	INTEGER	–		o.11		–		–		–		–		
10	“CCITT Rec. X.721 (1992) ISO/IEC 10165-2:1992”: objectClass	{2 9 3 2 7 65}	ObjectClass	o.11		o.11		–		–		–		–		
11	“CCITT Rec. X.721 (1992) ISO/IEC 10165-2:1992”: packages	{2 9 3 2 7 66}	SET OF OBJECT IDENTIFIER	o.11		o.11		–		–		–		–		
12	ttrNCTime	{2 14 0 7 79}	SEQUENCE	–		o.11		–		–		–		–		
13	tpdNCTime	{2 14 0 7 78}	SEQUENCE	–		o.11		–		–		–		–		
14	tfrNCTime	{2 14 0 7 77}	SEQUENCE	–		o.11		–		–		–		–		
15	sourceOfAllocation	{2 14 0 7 76}	ENUMERATED	–		o.11		–		–		–		–		
16	“ITU-T Rec. X.723 (1993) ISO/IEC 10165-5:1994”: underlyingConnectionNames	{2 9 3 5 7 14}	SET OF ObjectInstance	–		o.11		–		–		–		–		

E.4.1.11 The Network Connection Control Initial Value managed object

See Table E.11.

Table E.11 – nccIVMO Attribute support

Index	Attribute template label	Value of object identifier for attribute	Constraints and values	Set by create		Get		Replace		Add		Remove		Set to default		Additional information
				Status	Support	Status	Support	Status	Support	Status	Support	Status	Support	Status	Support	
1	“CCITT Rec. X.721 (1992) ISO/IEC 10165-2:1992”: allomorphs	{2 9 3 2 7 50}	SET OF ObjectClass	o.11		o.11		–		–		–		–		
2	nccIVMOId	{2 14 0 7 69}	GraphicString	o.11		o.11		–		–		–		–		
3	“CCITT Rec. X.721 (1992) ISO/IEC 10165-2:1992”: nameBinding	{2 9 3 2 7 63}	OBJECT IDENTIFIER	o.11		o.11		–		–		–		–		
4	ncc-COL	{2 14 0 7 70}	ENUMERATED	o.11		o.11		o.11		–		–		o.11		
5	nc-REC	{2 14 0 7 72}	ENUMERATED	o.11		o.11		o.11		–		–		o.11		
6	nc-PREF	{2 14 0 7 71}	ENUMERATED	o.11		o.11		o.11		–		–		o.11		
7	nc-Right	{2 14 0 7 75}	ENUMERATED	o.11		o.11		o.11		–		–		o.11		
8	“CCITT Rec. X.721 (1992) ISO/IEC 10165-2:1992”: objectClass	{2 9 3 2 7 65}	ObjectClass	o.11		o.11		–		–		–		–		
9	“CCITT Rec. X.721 (1992) ISO/IEC 10165-2:1992”: packages	{2 9 3 2 7 66}	SET OF OBJECT IDENTIFIER	o.11		o.11		–		–		–		–		
10	ttrNCTime	{2 14 0 7 79}	SEQUENCE	o.11		o.11		o.11		–		–		o.11		
11	tpdNCTime	{2 14 0 7 78}	SEQUENCE	o.11		o.11		o.11		–		–		o.11		
12	tfrNCTime	{2 14 0 7 77}	SEQUENCE	o.11		o.11		o.11		–		–		o.11		

E.4.2 Attribute groups

The specifier of a manager role implementation that claims to support management operations on the attribute groups specified in this Recommendation | International Standard shall import a copy of Tables E.12 through E.15 and complete them.

E.4.2.1 The transport entity managed object

See Table E.12.

Table E.12 – transportEntity Attribute group support

Index	Attribute group template label	Value of object identifier for attribute group	Constraints and values	Get		Set to default		Additional information
				Status	Support	Status	Support	
1	“ITU-T Rec. X.723 (1993) ISO/IEC 10165-5:1994”: counters	{2 9 3 5 8 0}	checksumErrorsDetected protocolErrors undecodedNSDUs	o.11		–		

E.4.2.2 The connectionless-mode transport protocol machine managed object

See Table E.13.

Table E.13 – clmodeTPM Attribute group support

Index	Attribute group template label	Value of object identifier for attribute group	Constraints and values	Get		Set to default		Additional information
				Status	Support	Status	Support	
1	“ITU-T Rec. X.723 (1993) ISO/IEC 10165-5:1994”: counters	{2 9 3 5 8 0}	“CCITT Rec. X.721 (1992) ISO/IEC 10165-2:1992”: octetsReceivedCounter “CCITT Rec. X.721 (1992) ISO/IEC 10165-2:1992”: octetsSentCounter “CCITT Rec. X.721 (1992) ISO/IEC 10165-2:1992”: pdusReceivedCounter “CCITT Rec. X.721 (1992) ISO/IEC 10165-2:1992”: pdusSentCounter undeliverablePDUsCounter	o.11		–		
2	“CCITT Rec. X.721 (1992) ISO/IEC 10165-2:1992”: state	{2 9 3 2 8 1}	“CCITT Rec. X.721 (1992) ISO/IEC 10165-2:1992”: administrativeState “CCITT Rec. X.721 (1992) ISO/IEC 10165-2:1992”: operationalState	o.11		–		

E.4.2.3 The connection-oriented transport protocol machine managed object

See Table E.14.

Table E.14 – comodeTPM Attribute group support

Index	Attribute group template label	Value of object identifier for attribute group	Constraints and values	Get		Set to default		Additional information
				Status	Support	Status	Support	
1	“ITU-T Rec. X.723 (1993) ISO/IEC 10165-5:1994”: counters	{2 9 3 5 8 0}	localErrorDisconnects localSuccessfulConnections localUnsuccessfulConnections maxOpenConnections “CCITT Rec. X.721 (1992) ISO/IEC 10165-2:1992”: octetsReceivedCounter “CCITT Rec. X.721 (1992) ISO/IEC 10165-2:1992”: octetsSentCounter openConnections remoteErrorDisconnects remoteSuccessfulConnections remoteUnsuccessfulConnections unassociatedTPDUs	o.11		–		
2	“CCITT Rec. X.721 (1992) ISO/IEC 10165-2:1992”: state	{2 9 3 2 8 1}	“CCITT Rec. X.721 (1992) ISO/IEC 10165-2:1992”: administrativeState “CCITT Rec. X.721 (1992) ISO/IEC 10165-2:1992”: operationalState	o.11		–		

E.4.2.4 The transport connection managed object

See Table E.15.

Table E.15 – transportConnection Attribute group support

Index	Attribute group template label	Value of object identifier for attribute group	Constraints and values	Get		Set to default		Additional information
				Status	Support	Status	Support	
1	“ITU-T Rec. X.723 (1993) ISO/IEC 10165-5:1994”: counters	{2 9 3 5 8 0}	“CCITT Rec. X.721 (1992) ISO/IEC 10165-2:1992”: octetsReceivedCounter “CCITT Rec. X.721 (1992) ISO/IEC 10165-2:1992”: octetsSentCounter “CCITT Rec. X.721 (1992) ISO/IEC 10165-2:1992”: pdusReceivedCounter “CCITT Rec. X.721 (1992) ISO/IEC 10165-2:1992”: pdusRetransmittedErrorCounter “CCITT Rec. X.721 (1992) ISO/IEC 10165-2:1992”: pdusSentCounter protocolErrors	o.11		–		

E.4.3 Create and delete management operations

The specifier of a manager role implementation that claims to support the create or delete management operations on the managed objects specified in this Recommendation | International Standard shall import a copy of Tables E.16 through E.23 and complete them.

E.4.3.1 The transport entity managed object

See Table E.16.

Table E.16 – Create and delete support

Index	Operation	Constraints and values	Status	Support	Additional information
1	Create support	transportEntity MO	o		
1.1	Create with reference object	–	–		
2	Delete support	transportEntity MO	o		

E.4.3.2 The connectionless-mode transport protocol machine managed object

See Table E.17.

Table E.17 – Create and delete support

Index	Operation	Constraints and values	Status	Support	Additional information
1	Create support	clmodeTPM MO	o		
1.1	Create with reference object	–	–		
2	Delete support	clmodeTPM MO	o		

E.4.3.3 The connection-oriented transport protocol machine managed object

See Table E.18.

Table E.18 – Create and delete support

Index	Operation	Constraints and values	Status	Support	Additional information
1	Create support	comodeTPM MO	o		
1.1	Create with reference object	–	–		
2	Delete support	comodeTPM MO	o		

E.4.3.4 The TSAP managed object

See Table E.19.

Table E.19 – Create and delete support

Index	Operation	Constraints and values	Status	Support	Additional information
1	Create support	tSAP MO	o		
1.1	Create with reference object	–	–		
2	Delete support	tSAP MO	o		

E.4.3.5 The transport connection initial value managed object

See Table E.20.

Table E.20 – Create and delete support

Index	Operation	Constraints and values	Status	Support	Additional information
1	Create support	transportConnection IVMO	o.11		
1.1	Create with reference object	–	o.11		
2	Delete support	transportConnection IVMO	o.11		

E.4.3.6 The NCMS protocol machine managed object

See Table E.21.

Table E.21 – Create and delete support

Index	Operation	Constraints and values	Status	Support	Additional information
1	Create support	ncmsPM MO	o		
1.1	Create with reference object	–	–		
2	Delete support	ncmsPM MO	o		

E.4.3.7 The network connection control managed object

See Table E.22.

Table E.22 – Create and delete support

Index	Operation	Constraints and values	Status	Support	Additional information
1	Create support	ncc MO	o.11		
1.1	Create with reference object	–	o.11		
2	Delete support	ncc MO	o.11		

E.4.3.8 The network connection control initial value managed object

See Table E.23.

Table E.23 – Create and delete support

Index	Operation	Constraints and values	Status	Support	Additional information
1	Create support	ncc IVMO MO	o.11		
1.1	Create with reference object	–	o.11		
2	Delete support	ncc IVMO MO	o.11		

E.4.4 Notifications

The specifier of a manager role implementation that claims to support the notifications specified in this Recommendation | International Standard shall import a copy of Table E.24 and complete it.

Table E.24 – Notification support

Index	Notification type template label	Value of object identifier for notification type	Constraints and values	Status	Support		Additional information	Subindex	Notification field name label	Value of object identifier of attribute type associated with field	Constraints and values	Status	Support	Additional information
					Con-firmed	Non-con-firmed								
1	“CCITT Rec. X.721 (1992) ISO/IEC 10165-2:1992”: communicationsAlarm	{2 9 3 2 10 2}		c6				1.1	AlarmInfo		Information Syntax SEQUENCE	c6		
								1.1.1	probableCause	{2 9 3 2 7 18}	CHOICE	c:m		
								1.1.1.1	globalValue	–	OBJECT IDENTIFIER	c:m		
								1.1.1.2	localValue	–	INTEGER	c:m		
								1.1.2	specificProblems	{2 9 3 2 7 27}	SET OF CHOICE	c:m		
								1.1.2.1	OBJECT IDENTIFIER	–	OBJECT IDENTIFIER	c:m		
								1.1.2.2	INTEGER	–	INTEGER	c:m		
								1.1.3	perceivedSeverity	{2 9 3 2 7 17}	ENUMERATED	c:m		
								1.1.4	backedUpStatus	{2 9 3 2 7 11}	BOOLEAN	c:m		
								1.1.5	backUpObject	{2 9 3 2 7 40}	ObjectInstance	c:m		
1.1.6	trendIndication	{2 9 3 2 7 30}	ENUMERATED	c:m										
1.1.7	thresholdInfo	{2 9 3 2 7 29}	SEQUENCE	c:m										

Table E.24 (continued)

Index	Notification type template label	Value of object identifier for notification type	Constraints and values	Status	Support		Additional information	Subindex	Notification field name label	Value of object identifier of attribute type associated with field	Constraints and values	Status	Support	Additional information
					Con- firmed	Non-con- firmed								
								1.1.7.1	triggeredThreshold	–	AttributeId	c:m		
								1.1.7.2	observedValue	–	CHOICE	c:m		
								1.1.7.2.1	integer	–	INTEGER	c:m		
								1.1.7.2.2	real	–	REAL	c:m		
								1.1.7.3	thresholdLevel	–	CHOICE	c:m		
								1.1.7.3.1	up	–	SEQUENCE	c:m		
								1.1.7.3.1.1	high	–	CHOICE	c:m		
								1.1.7.3.1.1.1	integer	–	INTEGER	c:m		
								1.1.7.3.1.1.2	real	–	REAL	c:m		
								1.1.7.3.1.2	low	–	CHOICE	c:m		
								1.1.7.3.1.2.1	integer	–	INTEGER	c:m		
								1.1.7.3.1.2.2	real	–	REAL	c:m		
								1.1.7.3.2	down	–	SEQUENCE	c:m		
								1.1.7.3.2.1	high	–	CHOICE	c:m		
								1.1.7.3.2.1.1	integer	–	INTEGER	c:m		
								1.1.7.3.2.1.2	real	–	REAL	c:m		
								1.1.7.3.2.2	low	–	CHOICE	c:m		
								1.1.7.3.2.2.1	integer	–	INTEGER	c:m		
								1.1.7.3.2.2.2	real	–	REAL	c:m		
								1.1.7.4	armTime	–	Generalized Time	c:m		
								1.1.8	notificationIdentifier	{2 9 3 2 7 16}	INTEGER	c:m		

Table E.24 (continued)

Index	Notification type template label	Value of object identifier for notification type	Constraints and values	Status	Support		Additional information	Subindex	Notification field name label	Value of object identifier of attribute type associated with field	Constraints and values	Status	Support	Additional information
					Con- firmed	Non-con- firmed								
								1.1.9	correlatedNoti- fications	{2 9 3 2 7 12}	SET OF SEQUENCE	c:m		
								1.1.9.1	correlatedNoti- fications	{2 9 3 2 7 12}	SET OF INTEGER	c:m		
								1.1.9.2	sourceObjec- tInst	–	ObjectInstance	c:m		
								1.1.10	stateChan- geDefinition	{2 9 3 2 7 28}	SET OF SEQUENCE	c:m		
								1.1.10.1	attributeID	–	AttributeId	c:m		
								1.1.10.2	oldAttribu- teValue	–	ANY DEFINED BY attributeID	c:m		
								1.1.10.3	newAttribu- teValue	–	ANY DEFINED BY attributeID	c:m		
								1.1.11	monitoredAt- tributes	{2 9 3 2 7 15}	SET OF Attribute	c:m		
								1.1.12	proposedRepa- irActions	{2 9 3 2 7 19}	SET OF CHOICE	c:m		
								1.1.12.1	OBJECT IDENTIFIER	–	OBJECT IDENTIFIER	c:m		
								1.1.12.2	INTEGER	–	INTEGER	c:m		
								1.1.13	additionalText	{2 9 3 2 7 7}	GraphicString	c:m		
								1.1.14	additionalInf- ormation	{2 9 3 2 7 6}	SET OF SEQUENCE	c:m		
								1.1.14.1	identifier	–	OBJECT IDENTIFIER	c:m		
								1.1.14.2	significance	–	BOOLEAN	c:m		
								1.1.14.3	information	–	ANY DEFINED BY identifier	c:m		

Table E.24 (continued)

Index	Notification type template label	Value of object identifier for notification type	Constraints and values	Status	Support		Additional information	Subindex	Notification field name label	Value of object identifier of attribute type associated with field	Constraints and values	Status	Support	Additional information
					Con- firmed	Non-con- firmed								
2	"CCITT Rec. X.721 (1992) ISO/IEC 10165-2:1992": objectCreation	{2 9 3 2 10 6}		c7				2.1	ObjectInfo		Information Syntax SEQUENCE	c7		
								2.1.1	sourceIndicator	{2 9 3 2 7 26}	ENUMERATED	c:m		
								2.1.2	attributeList	{2 9 3 2 7 9}	SET OF Attribute	c:m		
								2.1.3	notificationIdentifier	{2 9 3 2 7 16}	INTEGER	c:m		
								2.1.4	correlatedNotifications	{2 9 3 2 7 12}	SET OF SEQUENCE	c:m		
								2.1.4.1	correlatedNotifications	{2 9 3 2 7 12}	SET OF INTEGER	c:m		
								2.1.4.2	sourceObjectInst	–	ObjectInstance	c:m		
								2.1.5	additionalText	{2 9 3 2 7 7}	GraphicString	c:m		
								2.1.6	additionalInformation	{2 9 3 2 7 6}	SET OF SEQUENCE	c:m		
								2.1.6.1	identifier	–	OBJECT IDENTIFIER	c:m		
								2.1.6.2	significance	–	BOOLEAN	c:m		
2.1.6.3	information	–	ANY DEFINED BY identifier	c:m										

Table E.24 (continued)

Index	Notification type template label	Value of object identifier for notification type	Constraints and values	Status	Support		Additional information	Subindex	Notification field name label	Value of object identifier of attribute type associated with field	Constraints and values	Status	Support	Additional information
					Con- firmed	Non-con- firmed								
3	"CCITT Rec. X.721 (1992) ISO/IEC 10165-2:1992": objectDeletion	{2 9 3 2 10 7}		c8				3.1	ObjectInfo		Information Syntax SEQUENCE	c8		
								3.1.1	sourceIndicator	{2 9 3 2 7 26}	ENUMERATED	c:m		
								3.1.2	attributeList	{2 9 3 2 7 9}	SET OF Attribute	c:m		
								3.1.3	notificationIdentifier	{2 9 3 2 7 16}	INTEGER	c:m		
								3.1.4	correlatedNotifications	{2 9 3 2 7 12}	SET OF SEQUENCE	c:m		
								3.1.4.1	correlatedNotifications	{2 9 3 2 7 12}	SET OF INTEGER	c:m		
								3.1.4.2	sourceObjectInst	–	ObjectInstance	c:m		
								3.1.5	additionalText	{2 9 3 2 7 7}	GraphicString	c:m		
								3.1.6	additionalInformation	{2 9 3 2 7 6}	SET OF SEQUENCE	c:m		
								3.1.6.1	identifier	–	OBJECT IDENTIFIER	c:m		
								3.1.6.2	significance	–	BOOLEAN	c:m		
								3.1.6.3	information	–	ANY DEFINED BY identifier	c:m		

Table E.24 (continued)

Index	Notification type template label	Value of object identifier for notification type	Constraints and values	Status	Support		Additional information	Subindex	Notification field name label	Value of object identifier of attribute type associated with field	Constraints and values	Status	Support	Additional information
					Con- firmed	Non-con- firmed								
4	"CCITT Rec. X.721 (1992) ISO/IEC 10165-2:1992": stateChange	{2 9 3 2 10 14}		c9				4.1	StateChangeInfo		Information Syntax SEQUENCE	c9		
								4.1.1	sourceIndicator	{2 9 3 2 7 26}	ENUMERATED	c:m		
								4.1.2	attributeIdentifierList	{2 9 3 2 7 8}	SET OF AttributeId	c:m		
								4.1.3	stateChangeDefinition	{2 9 3 2 7 28}	SET OF SEQUENCE	c:m		
								4.1.3.1	attributeID	–	AttributeId	c:m		
								4.1.3.2	oldAttributeValue	–	ANY DEFINED BY attributeID	c:m		
								4.1.3.3	newAttributeValue	–	ANY DEFINED BY attributeID	c:m		
								4.1.4	notificationIdentifier	{2 9 3 2 7 16}	INTEGER	c:m		
								4.1.5	correlatedNotifications	{2 9 3 2 7 12}	SET OF SEQUENCE	c:m		
								4.1.5.1	correlatedNotifications	{2 9 3 2 7 12}	SET OF INTEGER	c:m		
								4.1.5.2	sourceObjectInst	–	ObjectInstance	c:m		
								4.1.6	additionalText	{2 9 3 2 7 7}	GraphicString	c:m		
								4.1.7	additionalInformation	{2 9 3 2 7 6}	SET OF SEQUENCE	c:m		
								4.1.7.1	identifier	–	OBJECT IDENTIFIER	c:m		
								4.1.7.2	significance	–	BOOLEAN	c:m		
4.1.7.3	information	–	ANY DEFINED BY identifier	c:m										

Table E.24 (concluded)

Index	Notification type template label	Value of object identifier for notification type	Constraints and values	Status	Support		Additional information	Subindex	Notification field name label	Value of object identifier of attribute type associated with field	Constraints and values	Status	Support	Additional information
					Con-firmed	Non-con-firmed								
5	"ITU-T Rec. X.723 (1993) ISO/IEC 10165-5:1994": communicationsInformation	{2 9 3 5 10 0}		c10				5.1	CommunicationsInformation		Information Syntax SEQUENCE	c10		
								5.1.1	informationType	{2 9 3 5 7 5}	OBJECT IDENTIFIER	c:m		
								5.1.2	informationData	{2 9 3 5 7 4}	SET OF SEQUENCE	c:m		
								5.1.2.1	identifier	–	OBJECT IDENTIFIER	c:m		
								5.1.2.2	significance	–	BOOLEAN	c:m		
								5.1.2.3	information	–	ANY DEFINED BY identifier	c:m		
c6: if D.3/4a or D.3/8a then m else – c7: if D.3/2a or D.3/5a or D.3/12a or D.3/17a or D.3/20a or D.3/23a or D.3/28a then m else – c8: if D.3/3a or D.3/6a or D.3/13a or D.3/18a or D.3/21a or D.3/24a or D.3/29a then m else – c9: if D.3/7a or D.3/14a or D.3/25a then m else – c10: if D.3/11 or D.3/19 or D.3/22a then m else –														

E.4.5 Actions

The specifier of a manager role implementation that claims to support the actions specified in this Recommendation | International Standard shall import a copy of Table E.25 and complete it.

Table E.25 – Action support

Index	Action type template label	Value of object identifier for action type	Constraints and values	Status	Support	Additional information	Subindex	Action field name label	Constraints and values	Status	Support	Additional information
1	“ITU-T Rec. X.723 (1993) ISO/IEC 10165-5:1994”: activate	{2 9 3 5 9 0}		c11			1.1	ActionInfo	Information Syntax SET OF SEQUENCE	c11		
							1.1.1	identifier	OBJECT IDENTIFIER	c:m		
							1.1.2	significance	BOOLEAN	c:o		
							1.1.3	information	ANY DEFINED BY identifier	c:m		
							1.2	ActionReply	Reply Syntax SET OF SEQUENCE	c:m		
							1.2.1	identifier	OBJECT IDENTIFIER	c:m		
							1.2.2	significance	BOOLEAN	c:m		
2	“ITU-T Rec. X.723 (1993) ISO/IEC 10165-5:1994”: deactivate	{2 9 3 5 9 1}		c12			2.1	ActionInfo	Information Syntax SET OF SEQUENCE	c12		
							2.1.1	identifier	OBJECT IDENTIFIER	c:m		
							2.1.2	significance	BOOLEAN	c:o		

Table E.25 (concluded)

Index	Action type template label	Value of object identifier for action type	Constraints and values	Status	Support	Additional information	Subindex	Action field name label	Constraints and values	Status	Support	Additional information
							2.1.3	information	ANY DEFINED BY identifier	c:m		
							2.2	ActionReply	Reply Syntax SET OF SEQUENCE	c:m		
							2.2.1	identifier	OBJECT IDENTIFIER	c:m		
							2.2.2	significance	BOOLEAN	c:m		
							2.2.3	information	ANY DEFINED BY identifier	c:m		
c11: if D.3/9a or D.3/15a or D.3/26a then m else – c12: if D.3/10a or D.3/16a or D.3/27a then m else –												

E.4.6 Parameters

The specifier of a manager role implementation that claims to support the parameters specified in this Recommendation | International Standard shall import a copy of Table E.26 and complete it.

Table E.26 – Parameter support

Index	Parameter template label	Value of object identifier for parameter	Constraints and values	Status	Support	Additional information
1	tEProtocolErrorPDUHeader	{2 14 0 5 1}	EVENT-INFO communicationsAlarm	c13		
2	tEProtocolErrorReasonCode	{2 14 0 5 3}	EVENT-INFO communicationsAlarm	c13		
3	tEProtocolErrorSourceAddress	{2 14 0 5 2}	EVENT-INFO communicationsAlarm	c13		
4	cIPMPDUHeader	{2 14 0 5 4}	EVENT-INFO communicationsAlarm	c14		
5	cIPMSourceAddress	{2 14 0 5 5}	EVENT-INFO communicationsAlarm	c14		
6	calledNSAPAddress-PAR	(Not registered)	EVENT-INFO communicationsInformation	c15		
7	calledTSelector-PAR	(Not registered)	EVENT-INFO communicationsInformation	c15		
8	callingNSAPAddress-PAR	(Not registered)	EVENT-INFO communicationsInformation	c15		
9	callingTSelector-PAR	(Not registered)	EVENT-INFO communicationsInformation	c15		
10	networkConnectionIDs-PAR	(Not registered)	EVENT-INFO communicationsInformation	c15		
11	rejectionCause	{2 14 0 5 7}	EVENT-INFO communicationsInformation	c15		
12	calledNSAPAddress-PAR	(Not registered)	EVENT-INFO communicationsInformation	c16		
13	calledTSelector-PAR	(Not registered)	EVENT-INFO communicationsInformation	c16		
14	callingNSAPAddress-PAR	(Not registered)	EVENT-INFO communicationsInformation	c16		
15	callingTSelector-PAR	(Not registered)	EVENT-INFO communicationsInformation	c16		
16	networkConnectionIDs-PAR	(Not registered)	EVENT-INFO communicationsInformation	c16		
17	connectionDirection-PAR	(Not registered)	EVENT-INFO communicationsInformation	c16		
18	maxTPDUSize-PAR	(Not registered)	EVENT-INFO communicationsInformation	c16		
19	protocolClass-PAR	(Not registered)	EVENT-INFO communicationsInformation	c16		
20	respondingNSAPAddress-PAR	(Not registered)	EVENT-INFO communicationsInformation	c16		
21	transportConnectionName	(Not registered)	EVENT-INFO communicationsInformation	c16		
22	calledNSAPAddress-PAR	(Not registered)	EVENT-INFO objectCreation	c17		
23	calledTSelector-PAR	(Not registered)	EVENT-INFO objectCreation	c17		
24	callingNSAPAddress-PAR	(Not registered)	EVENT-INFO objectCreation	c17		
25	callingTSelector-PAR	(Not registered)	EVENT-INFO objectCreation	c17		
26	connectionDirection-PAR	(Not registered)	EVENT-INFO objectCreation	c17		
27	maxTPDUSize-PAR	(Not registered)	EVENT-INFO objectCreation	c17		

Table E.26 (concluded)

Index	Parameter template label	Value of object identifier for parameter	Constraints and values	Status	Support	Additional information
28	networkConnectionIDs-PAR	(Not registered)	EVENT-INFO objectCreation	c17		
29	protocolClass-PAR	(Not registered)	EVENT-INFO objectCreation	c17		
30	respondingNSAPAddress-PAR	(Not registered)	EVENT-INFO objectCreation	c17		
31	transportConnectionName	(Not registered)	EVENT-INFO objectCreation	c18		
32	calledNSAPAddress-PAR	(Not registered)	EVENT-INFO objectDeletion	c18		
33	calledTSelector-PAR	(Not registered)	EVENT-INFO objectDeletion	c18		
34	callingNSAPAddress-PAR	(Not registered)	EVENT-INFO objectDeletion	c18		
35	callingTSelector-PAR	(Not registered)	EVENT-INFO objectDeletion	c18		
36	connectionDirection-PAR	(Not registered)	EVENT-INFO objectDeletion	c18		
37	maxTPDUSize-PAR	(Not registered)	EVENT-INFO objectDeletion	c18		
38	networkConnectionIDs-PAR	(Not registered)	EVENT-INFO objectDeletion	c18		
39	objectDeletionCause	{2 14 0 5 6}	EVENT-INFO objectDeletion	c18		
40	protocolClass-PAR	(Not registered)	EVENT-INFO objectDeletion	c18		
41	respondingNSAPAddress-PAR	(Not registered)	EVENT-INFO objectDeletion	c18		
42	transportConnectionName	(Not registered)	EVENT-INFO objectDeletion	c18		
43	ncmsPMPDUHeader	(Not registered)	EVENT-INFO communicationsInformation	c19		
44	ncmsPMSourceAddress	(Not registered)	EVENT-INFO communicationsInformation	c19		
c13: f D.3/4a then m else – c14: if D.3/8a then m else – c15: if D.3/11a then m else – c16: if D.3/19a then m else – c17: if D.3/20a then m else – c18: if D.3/21a then m else – c19: if D.3/22a then m else –						

Anexo F⁵⁾**Formulario de MOCS**

(Este anexo es parte integrante de esta Recomendación | Norma Internacional)

F.1 Introduction

The purpose of this MOCS proforma is to provide a mechanism for a supplier of an implementation of a Recommendation | International Standard which claims conformance to a managed object class, to provide conformance information in a standard form.

F.1.1 Instructions for completing the MOCS proforma to produce a MOCS⁶⁾

The MOCS proforma contained in this annex is comprised of information in tabular form, in accordance with ITU-T Rec. X.724 | ISO/IEC 10165-6. The supplier of the implementation shall state which items are supported in the tables below and if necessary provide additional information.

F.1.2 Symbols, abbreviations and terms

The MOCS proforma contained in this annex is comprised of information in tabular form, in accordance with ITU-T Rec. X.291 | ISO/IEC 9646-2.

The notations used in the Status and Support columns are specified in D.1.3.

F.2 The transport subsystem managed object**F.2.1 Statement of conformance to the managed object class**

See Table F.1.

Table F.1 – transportSubsystem Managed object class support

Index	Managed object class template label	Value of object identifier for class	Support of all mandatory features? (Y/N)	Is the actual class the same as the managed object class to which conformance is claimed? (Y/N)
1	transportSubsystem	{2 14 0 3 1}		

If the answer to the actual class question in Table F.1 is No, the supplier of the implementation shall fill in the actual class support Table F.2.

Table F.2 – transportSubsystem Actual class support

Index	Managed object class template for actual class	Value of object identifier for managed object class definition of actual class	Additional information

⁵⁾ **Comunicado sobre derechos de autor del formulario de MOCS**

Los usuarios de esta Recomendación | Norma Internacional pueden reproducir libremente el formulario de MOCS de este anexo a fin de que pueda ser utilizado para los fines previstos, y pueden además publicar el MOCS cumplimentado.

⁶⁾ En la Rec. UIT-T X.724 | ISO/CEI 10165-6 se especifican las instrucciones para rellenar el formulario de MOCS.

F.2.2 Packages

The supplier of the implementation shall state whether or not the packages specified by this managed object of this class are supported, in Table F.3.

Table F.3 – transportSubsystem Package support

Index	Package template label	Value of object identifier for package	Constraints and values	Status	Support	Additional information
1	“CCITT Rec. X.721 (1992) ISO/IEC 10165-2:1992”: allomorphicPackage	{2 9 3 2 4 17}	“if an object supports allomorphism”	c1		
2	“CCITT Rec. X.721 (1992) ISO/IEC 10165-2:1992”: packagesPackage	{2 9 3 2 4 16}	“any registered package, other than this package has been instantiated”	c2		
3	“ITU-T Rec. X.723 (1993) ISO/IEC 10165-5:1994”: subsystemP1		Mandatory	m		
4	“CCITT Rec. X.721 (1992) ISO/IEC 10165-2:1992”: topPackage		Mandatory	m		
5	transportSubsystem-P		Mandatory	m		
c1: if F.1/1b then – else m c2: if F.3/1a then m else –						

F.2.3 Attributes

The supplier of the implementation shall state whether or not the attributes specified by all of the packages instantiated in a managed object of this class are supported, in the Support and Additional information columns of Table F.4. The supplier of the implementation shall indicate support for each of the operations for each attribute supported.

Table F.4 – transportSubsystem Attribute support

Index	Attribute template label	Value of object identifier for attribute	Constraints and values	Set by create		Get		Replace		Add		Remove		Set to default		Additional information
				Status	Support	Status	Support	Status	Support	Status	Support	Status	Support	Status	Support	
1	“CCITT Rec. X.721 (1992) ISO/IEC 10165-2:1992”: allomorphs	{2 9 3 2 7 50}	SET OF ObjectClass	c3		c4		–		–		–		–		
2	“CCITT Rec. X.721 (1992) ISO/IEC 10165-2:1992”: nameBinding	{2 9 3 2 7 63}	OBJECT IDENTIFIER	x		m		x		–		–		x		
3	“CCITT Rec. X.721 (1992) ISO/IEC 10165-2:1992”: objectClass	{2 9 3 2 7 65}	ObjectClass	x		m		x		–		–		x		
4	“CCITT Rec. X.721 (1992) ISO/IEC 10165-2:1992”: packages	{2 9 3 2 7 66}	SET OF OBJECT IDENTIFIER	c5		c6		c5		c5		c5		c5		
5	“ITU-T Rec. X.723 (1993) ISO/IEC 10165-5:1994”: subsystemId	{2 9 3 5 7 11}	GraphicString	x		m		x		–		–		–		
c3: if F.3/1a then x else – c4: if F.3/1a then m else – c5: if F.3/2a then x else – c6: if F.3/2a then m else –																

F.3 The transport entity managed object

F.3.1 Statement of conformance to the managed object class

See Table F.5.

Table F.5 – transportEntity Managed object class support

Index	Managed object class template label	Value of object identifier for class	Support of all mandatory features? (Y/N)	Is the actual class the same as the managed object class to which conformance is claimed? (Y/N)
1	transportEntity	{2 14 0 3 2}		

If the answer to the actual class question in Table F.5 is No, the supplier of the implementation shall fill in the actual class support Table F.6.

Table F.6 – transportEntity Actual class support

Index	Managed object class template for actual class	Value of object identifier for managed object class definition of actual class	Additional information

F.3.2 Packages

The supplier of the implementation shall state whether or not the packages specified by this managed object of this class are supported, in Table F.7.

Table F.7 – transportEntity Package support

Index	Package template label	Value of object identifier for package	Constraints and values	Status	Support	Additional information
1	“CCITT Rec. X.721 (1992) ISO/IEC 10165-2:1992”: allomorphicPackage	{2 9 3 2 4 17}	“if an object supports allomorphism”	c7		
2	“ITU-T Rec. X.723 (1993) ISO/IEC 10165-5:1994”: communicationsEntityP1		Mandatory	m		
3	“CCITT Rec. X.721 (1992) ISO/IEC 10165-2:1992”: packagesPackage	{2 9 3 2 4 16}	“any registered package, other than this package has been instantiated”	c8		
4	“CCITT Rec. X.721 (1992) ISO/IEC 10165-2:1992”: topPackage		Mandatory	m		
5	transportEntity-P		Mandatory	m		
c7: if F.5/1b then – else m c8: if F.7/1a then m else –						

F.3.3 Attributes

The supplier of the implementation shall state whether or not the attributes specified by all of the packages instantiated in a managed object of this class are supported, in the Support and Additional information columns of Table F.8. The supplier of the implementation shall indicate support for each of the operations for each attribute supported.

Table F.8 – transportEntity Attribute support

Index	Attribute template label	Value of object identifier for attribute	Constraints and values	Set by create		Get		Replace		Add		Remove		Set to default		Additional information
				Status	Support	Status	Support	Status	Support	Status	Support	Status	Support	Status	Support	
1	actualNSAP	{2 14 0 7 4}	SET OF other	c9		m		c10		c10		c10		c10		
2	“CCITT Rec. X.721 (1992) ISO/IEC 10165-2:1992”: allomorphs	{2 9 3 2 7 50}	SET OF ObjectClass	c11		c12		–		–		–		–		
3	checksumErrorsDetected	{2 14 0 7 6}	INTEGER	c9		m		c10		–		–		c10		
4	“ITU-T Rec. X.723 (1993) ISO/IEC 10165-5:1994”: communicationsEntityId	{2 9 3 5 7 0}	GraphicString	c13		m		x		–		–		x		
5	“ITU-T Rec. X.723 (1993) ISO/IEC 10165-5:1994”: localSapNames	{2 9 3 5 7 6}	SET OF ObjectInstance	c9		m		c10		c10		c10		c10		
6	“CCITT Rec. X.721 (1992) ISO/IEC 10165-2:1992”: nameBinding	{2 9 3 2 7 63}	OBJECT IDENTIFIER	c13		m		x		–		–		x		
7	“CCITT Rec. X.721 (1992) ISO/IEC 10165-2:1992”: objectClass	{2 9 3 2 7 65}	ObjectClass	c14		m		x		–		–		x		
8	“CCITT Rec. X.721 (1992) ISO/IEC 10165-2:1992”: operationalState	{2 9 3 2 7 35}	ENUMERATED	x		m		x		–		–		x		
9	“CCITT Rec. X.721 (1992) ISO/IEC 10165-2:1992”: packages	{2 9 3 2 7 66}	SET OF OBJECT IDENTIFIER	c15		c16		c17		c17		c17		c17		
10	protocolErrors	{2 14 0 7 7}	INTEGER	c9		m		c10		–		–		c10		
11	targetNSAP	{2 14 0 7 3}	SET OF other	c14		m		m		m		m		c10		
12	undecodedNSDUs	{2 14 0 7 5}	INTEGER	c9		m		c10		–		–		c10		

c9: if F.5/1b or G.1/3a or G.1/4a then x else –
c10: if F.5/1b then x else –
c11: if F.7/1a then (if G.1/4a then o else x) else –
c12: if F.7/1a then m else –
c13: if G.1/4a then o else x
c14: if G.1/4a then m else x
c15: if F.7/3a then (if G.1/4a then o else x) else –
c16: if F.7/3a then m else –
c17: if F.7/3a then x else –

F.3.4 Attribute group

See Table F.9.

Table F.9 – transportEntity Attribute group support

Index	Attribute group template label	Value of object identifier for attribute group	Constraints and values	Get		Set to default		Additional information
				Status	Support	Status	Support	
1	“ITU-T Rec. X.723 (1993) ISO/IEC 10165-5:1994”: counters	{2 9 3 5 8 0}	checksumErrorsDetected protocolErrors undecodedNSDUs	m		c10		

F.3.5 Notifications

See Table F.10.

Table F.10 – transportEntity Notification support

Index	Notification type template label	Value of object identifier for notification type	Constraints and values	Status	Support		Additional information	Subindex	Notification field name label	Value of object identifier of attribute type associated with field	Constraints and values	Status	Support	Additional information	
					Con-firmed	Non-con-firmed									
1	“CCITT Rec. X.721 (1992) ISO/IEC 10165-2:1992”: communicationsAlarm	{2 9 3 2 10 2}		m			tEProtocolErrorPDUHeader tEProtocolErrorReasonCode tEProtocolErrorSourceAddress	1.1	AlarmInfo		Information Syntax SEQUENCE	m			
								1.1.1	probableCause	{2 9 3 2 7 18}	CHOICE	m			
								1.1.1.1	globalValue	–	OBJECT IDENTIFIER	o.1			
								1.1.1.2	localValue	–	INTEGER	o.1			
								1.1.2	specificProblems	{2 9 3 2 7 27}	SET OF CHOICE	o			
								1.1.2.1	OBJECT IDENTIFIER	–	OBJECT IDENTIFIER	c:o.2			
								1.1.2.2	INTEGER	–	INTEGER	c:o.2			
								1.1.3	perceivedSeverity	{2 9 3 2 7 17}	ENUMERATED	m			
								1.1.4	backedUpStatus	{2 9 3 2 7 11}	BOOLEAN	o			
								1.1.5	backUpObject	{2 9 3 2 7 40}	ObjectInstance	o			
								1.1.6	trendIndication	{2 9 3 2 7 30}	ENUMERATED	o			
								1.1.7	thresholdInfo	{2 9 3 2 7 29}	SEQUENCE	o			
								1.1.7.1	triggeredThreshold	–	AttributeId	c:m			
								1.1.7.2	observedValue		CHOICE	c:m			
								1.1.7.2.1	integer	–	INTEGER	c:o.3			
1.1.7.2.2	real	–	REAL	c:o.3											
1.1.7.3	thresholdLevel	–	CHOICE	c:o											
1.1.7.3.1	up	–	SEQUENCE	c:o.4											

Table F.10 (continued)

Index	Notification type template label	Value of object identifier for notification type	Constraints and values	Status	Support		Additional information	Subindex	Notification field name label	Value of object identifier of attribute type associated with field	Constraints and values	Status	Support	Additional information
					Con- firmed	Non-con- firmed								
								1.1.7.3.1.1	high	–	CHOICE	c:m		
								1.1.7.3.1.1.1	integer	–	INTEGER	c:o.5		
								1.1.7.3.1.1.2	real	–	REAL	c:o.5		
								1.1.7.3.1.2	low	–	CHOICE	c:o		
								1.1.7.3.1.2.1	integer	–	INTEGER	c:o.6		
								1.1.7.3.1.2.2	real	–	REAL	c:o.6		
								1.1.7.3.2	down	–	SEQUENCE	c:o.4		
								1.1.7.3.2.1	high	–	CHOICE	c:m		
								1.1.7.3.2.1.1	integer	–	INTEGER	c:o.7		
								1.1.7.3.2.1.2	real	–	REAL	c:o.7		
								1.1.7.3.2.2	low	–	CHOICE	c:m		
								1.1.7.3.2.2.1	integer	–	INTEGER	c:o.8		
								1.1.7.3.2.2.2	real	–	REAL	c:o.8		
								1.1.7.4	armTime	–	GeneralizedTime	c:o		
								1.1.8	notificationIdentifier	{2 9 3 2 7 16}	INTEGER	o		
								1.1.9	correlatedNotifications	{2 9 3 2 7 12}	SET OF SEQUENCE	o		
								1.1.9.1	correlatedNotifications	{2 9 3 2 7 12}	SET OF INTEGER	c:m		
								1.1.9.2	sourceObjectInst	–	ObjectInstance	c:o		
								1.1.10	stateChangeDefinition	{2 9 3 2 7 28}	SET OF SEQUENCE	o		
								1.1.10.1	attributeID	–	AttributeId	c:m		
								1.1.10.2	oldAttributeValue	–	ANY DEFINED BY attributeID	c:o		
								1.1.10.3	newAttributeValue	–	ANY DEFINED BY attributeID	c:m		
								1.1.11	monitoredAttributes	{2 9 3 2 7 15}	SET OF Attribute	o		
								1.1.12	proposedRepairActions	{2 9 3 2 7 19}	SET OF CHOICE	o		

Table F.10 (continued)

Index	Notification type template label	Value of object identifier for notification type	Constraints and values	Status	Support		Additional information	Subindex	Notification field name label	Value of object identifier of attribute type associated with field	Constraints and values	Status	Support	Additional information
					Con- firmed	Non-con- firmed								
								1.1.12.1	OBJECT IDENTIFIER	–	OBJECT IDENTIFIER	c:o.9		
								1.1.12.2	INTEGER	–	INTEGER	c:o.9		
								1.1.13	additionalText	{2 9 3 2 7 7}	GraphicString	o		
								1.1.14	additionalInfor- mation	{2 9 3 2 7 6}	SET OF SEQUENCE	o		
								1.1.14.1	identifier	–	OBJECT IDENTIFIER	c:m		
								1.1.14.2	significance	–	BOOLEAN	c:o		
								1.1.14.3	information	–	ANY DEFINED BY identifier	c:m		
2	“CCITT Rec. X.721 (1992) ISO/IEC 10165-2:1992”: objectCreation	{2 9 3 2 10 6}		m				2.1	ObjectInfo		Information Syntax SEQUENCE	m		
								2.1.1	sourceIndicator	{2 9 3 2 7 26}	ENUMERATED	o		
								2.1.2	attributeList	{2 9 3 2 7 9}	SET OF Attribute	o		
								2.1.3	notificationIden- tifier	{2 9 3 2 7 16}	INTEGER	o		
								2.1.4	correlatedNotifi- cations	{2 9 3 2 7 12}	SET OF SEQUENCE	o		
								2.1.4.1	correlatedNotifi- cations	{2 9 3 2 7 12}	SET OF INTEGER	c:m		
								2.1.4.2	sourceObjectInst	–	ObjectInstance	c:o		
								2.1.5	additionalText	{2 9 3 2 7 7}	GraphicString	o		
								2.1.6	additionalInfor- mation	{2 9 3 2 7 6}	SET OF SEQUENCE	o		
								2.1.6.1	identifier	–	OBJECT IDENTIFIER	c:m		
								2.1.6.2	significance	–	BOOLEAN	c:o		
								2.1.6.3	information	–	ANY DEFINED BY identifier	c:m		

Table F.10 (concluded)

Index	Notification type template label	Value of object identifier for notification type	Constraints and values	Status	Support		Additional information	Subindex	Notification field name label	Value of object identifier of attribute type associated with field	Constraints and values	Status	Support	Additional information
					Con- firmed	Non-con- firmed								
3	"CCITT Rec. X.721 (1992) ISO/IEC 10165-2:1992": objectDeletion	{2 9 3 2 10 7}		m				3.1	ObjectInfo		Information Syntax SEQUENCE	m		
								3.1.1	sourceIndicator	{2 9 3 2 7 26}	ENUMERATED	o		
								3.1.2	attributeList	{2 9 3 2 7 9}	SET OF Attribute	o		
								3.1.3	notificationIdentifier	{2 9 3 2 7 16}	INTEGER	o		
								3.1.4	correlatedNotifications	{2 9 3 2 7 12}	SET OF SEQUENCE	o		
								3.1.4.1	correlatedNotifications	{2 9 3 2 7 12}	SET OF INTEGER	c:m		
								3.1.4.2	sourceObjectInst	–	ObjectInstance	c:o		
								3.1.5	additionalText	{2 9 3 2 7 7}	GraphicString	o		
								3.1.6	additionalInformation	{2 9 3 2 7 6}	SET OF SEQUENCE	o		
								3.1.6.1	identifier	–	OBJECT IDENTIFIER	c:m		
								3.1.6.2	significance	–	BOOLEAN	c:o		
3.1.6.3	information	–	ANY DEFINED BY identifier	c:m										

F.3.6 Parameters

See Table F.11.

Table F.11 – transportEntity Parameter support

Index	Parameter template label	Value of object identifier for parameter	Constraints and values	Status	Support	Additional information
1	tEProtocolErrorPDUHeader	{2 14 0 5 1}	EVENT-INFO communicationsAlarm	m		
2	tEProtocolErrorReasonCode	{2 14 0 5 3}	EVENT-INFO communicationsAlarm	m		
3	tEProtocolErrorSourceAddress	{2 14 0 5 2}	EVENT-INFO communicationsAlarm	m		

F.4 The connectionless-mode transport protocol machine managed object

F.4.1 Statement of conformance to the managed object class

See Table F.12.

Table F.12 – clmodeTPM Managed object class support

Index	Managed object class template label	Value of object identifier for class	Support of all mandatory features? (Y/N)	Is the actual class the same as the managed object class to which conformance is claimed? (Y/N)
1	clmodeTPM	{2 14 0 3 3}		

If the answer to the actual class question in Table F.12 is No, the supplier of the implementation shall fill in the actual class support Table F.13.

Table F.13 – clmodeTPM Actual class support

Index	Managed object class template for actual class	Value of object identifier for managed object class definition of actual class	Additional information

F.4.2 Packages

The supplier of the implementation shall state whether or not the packages specified by this managed object of this class are supported, in Table F.14.

Table F.14 – clmodeTPM Package support

Index	Package template label	Value of object identifier for package	Constraints and values	Status	Support	Additional information
1	“CCITT Rec. X.721 (1992) ISO/IEC 10165-2:1992”: allomorphicPackage	{2 9 3 2 4 17}	“if an object supports allomorphism”	c18		
2	“ITU-T Rec. X.723 (1993) ISO/IEC 10165-5:1994”: clProtocolMachineP1		Mandatory	m		
3	“ITU-T Rec. X.723 (1993) ISO/IEC 10165-5:1994”: clProtocolMachineP2	{2 9 3 5 4 1}	“there is a requirement to keep statistics concerning remote connectionless protocol machines that this protocol machine communicates with”	o		
4	clmodeTPM-P		Mandatory	m		
5	“CCITT Rec. X.721 (1992) ISO/IEC 10165-2:1992”: packagesPackage	{2 9 3 2 4 16}	“any registered package, other than this package has been instantiated”	c19		
6	“CCITT Rec. X.721 (1992) ISO/IEC 10165-2:1992”: topPackage		Mandatory	m		
c18: if F.12/1b then – else m c19: if F.14/1a or F.14/3a then m else –						

F.4.3 Attributes

The supplier of the implementation shall state whether or not the attributes specified by all of the packages instantiated in a managed object of this class are supported, in the Support and Additional information columns of Table F.15. The supplier of the implementation shall indicate support for each of the operations for each attribute supported.

Table F.15 – cmodeTPM Attribute support

Index	Attribute template label	Value of object identifier for attribute	Constraints and values	Set by create		Get		Replace		Add		Remove		Set to default		Additional information
				Status	Support	Status	Support	Status	Support	Status	Support	Status	Support	Status	Support	
1	“CCITT Rec. X.721 (1992) ISO/IEC 10165-2:1992”: administrativeState	{2 9 3 2 7 31}	ENUMERATED	c20		m		m		–		–		c21		
2	“CCITT Rec. X.721 (1992) ISO/IEC 10165-2:1992”: allomorphs	{2 9 3 2 7 50}	SET OF ObjectClass	c22		c23		–		–		–		–		
3	clChecksumOption	{2 14 0 7 9}	BOOLEAN	c20		m		m		–		–		m		
4	“ITU-T Rec. X.723 (1993) ISO/IEC 10165-5:1994”: clProtocolMachineId	{2 9 3 5 7 2}	GraphicString	c24		m		x		–		–		x		
5	“CCITT Rec. X.721 (1992) ISO/IEC 10165-2:1992”: nameBinding	{2 9 3 2 7 63}	OBJECT IDENTIFIER	c24		m		x		–		–		x		
6	“CCITT Rec. X.721 (1992) ISO/IEC 10165-2:1992”: objectClass	{2 9 3 2 7 65}	ObjectClass	c20		m		x		–		–		x		
7	“CCITT Rec. X.721 (1992) ISO/IEC 10165-2:1992”: octetsReceivedCounter	{2 9 3 2 7 78}	INTEGER	c25		m		c21		–		–		c21		
8	“CCITT Rec. X.721 (1992) ISO/IEC 10165-2:1992”: octetsSentCounter	{2 9 3 2 7 80}	INTEGER	c25		m		c21		–		–		c21		
9	“CCITT Rec. X.721 (1992) ISO/IEC 10165-2:1992”: operationalState	{2 9 3 2 7 35}	ENUMERATED	x		m		x		–		–		x		
10	“CCITT Rec. X.721 (1992) ISO/IEC 10165-2:1992”: packages	{2 9 3 2 7 66}	SET OF OBJECT IDENTIFIER	c26		c27		c28		c28		c28		c28		

Table F.15 (concluded)

Index	Attribute template label	Value of object identifier for attribute	Constraints and values	Set by create		Get		Replace		Add		Remove		Set to default		Additional information
				Status	Support	Status	Support	Status	Support	Status	Support	Status	Support	Status	Support	
11	“CCITT Rec. X.721 (1992) ISO/IEC 10165-2:1992”: pduReceivedCounter	{2 9 3 2 7 86}	INTEGER	c25		m		c21		–		–		c21		
12	“CCITT Rec. X.721 (1992) ISO/IEC 10165-2:1992”: pduSentCounter	{2 9 3 2 7 88}	INTEGER	c25		m		c21		–		–		c21		
13	“ITU-T Rec. X.723 (1993) ISO/IEC 10165-5:1994”: totalRemoteSAPs	{2 9 3 5 7 13}	INTEGER	c29		c30		c21		–		–		c21		
14	undeliverablePDUsCounter	{2 14 0 7 10}	INTEGER	c25		m		c21		–		–		c21		
c20: if G.1/7a then m else x c21: if F.12/1b then x else – c22: if F.14/1a then (if G.1/7a then o else x) else – c23: if F.14/1a then m else – c24: if G.1/7a then o else x c25: if F.12/1b or G.1/6a or G.1/8a then x else – c26: if F.14/5a then (if G.1/7a then o else x) else – c27: if F.14/5a then m else – c28: if F.14/5a then x else – c29: if F.14/3a and (F.12/1b or G.1/6a or G.1/8a) then x else – c30: if F.14/3a then m else –																

F.4.4 Attribute groups

See Table F.16.

Table F.16 – clmodeTPM Attribute group support

Index	Attribute group template label	Value of object identifier for attribute group	Constraints and values	Get		Set to default		Additional information
				Status	Support	Status	Support	
1	“ITU-T Rec. X.723 (1993) ISO/IEC 10165-5:1994”: counters	{2 9 3 5 8 0}	“CCITT Rec. X.721 (1992) ISO/IEC 10165-2:1992”: octetsReceivedCounter “CCITT Rec. X.721 (1992) ISO/IEC 10165-2:1992”: octetsSentCounter “CCITT Rec. X.721 (1992) ISO/IEC 10165-2:1992”: pdusReceivedCounter “CCITT Rec. X.721 (1992) ISO/IEC 10165-2:1992”: pdusSentCounter undeliverablePDUsCounter	m		c21		
2	“CCITT Rec. X.721 (1992) ISO/IEC 10165-2:1992”: state	{2 9 3 2 8 1}	“CCITT Rec. X.721 (1992) ISO/IEC 10165-2:1992”: administrativeState “CCITT Rec. X.721 (1992) ISO/IEC 10165-2:1992”: operationalState	m		c21		

F.4.5 Notifications

See Table F.17.

Table F.17 – clmodeTPM Notification support

Index	Notification type template label	Value of object identifier for notification type	Constraints and values	Status	Support		Additional information	Subindex	Notification field name label	Value of object identifier of attribute type associated with field	Constraints and values	Status	Support	Additional information	
					Con- firmed	Non-con- firmed									
1	"CCITT Rec. X.721 (1992) ISO/IEC 10165-2:1992": communicationsAlarm	{2 9 3 2 10 2}		m			clPMPDUHeader clPMSourceAddress	1.1	AlarmInfo		Information Syntax SEQUENCE	m			
								1.1.1	probableCause	{2 9 3 2 7 18}	CHOICE	m			
								1.1.1.1	globalValue	–	OBJECT IDENTIFIER	o.1			
								1.1.1.2	localValue	–	INTEGER	o.1			
								1.1.2	specificProblems	{2 9 3 2 7 27}	SET OF CHOICE	o			
								1.1.2.1	OBJECT IDENTIFIER	–	OBJECT IDENTIFIER	c:o.2			
								1.1.2.2	INTEGER	–	INTEGER	c:o.2			
								1.1.3	perceivedSeverity	{2 9 3 2 7 17}	ENUMERATED	m			
								1.1.4	backedUpStatus	{2 9 3 2 7 11}	BOOLEAN	o			
								1.1.5	backUpObject	{2 9 3 2 7 40}	ObjectInstance	o			
								1.1.6	trendIndication	{2 9 3 2 7 30}	ENUMERATED	o			
								1.1.7	thresholdInfo	{2 9 3 2 7 29}	SEQUENCE	o			
								1.1.7.1	triggeredThreshold	–	AttributeId	c:m			
								1.1.7.2	observedValue	–	CHOICE	c:m			
								1.1.7.2.1	integer	–	INTEGER	c:o.3			
								1.1.7.2.2	real	–	REAL	c:o.3			
								1.1.7.3	thresholdLevel	–	CHOICE	c:o			
1.1.7.3.1	up	–	SEQUENCE	c:o.4											
1.1.7.3.1.1	high	–	CHOICE	c:m											
1.1.7.3.1.1.1	integer	–	INTEGER	c:o.5											
1.1.7.3.1.1.2	real	–	REAL	c:o.5											

Table F.17 (continued)

Index	Notification type template label	Value of object identifier for notification type	Constraints and values	Status	Support		Additional information	Subindex	Notification field name label	Value of object identifier of attribute type associated with field	Constraints and values	Status	Support	Additional information
					Con- firmed	Non-con- firmed								
								1.1.7.3.1.2	low	–	CHOICE	c:o		
								1.1.7.3.1.2.1	integer	–	INTEGER	c:o.6		
								1.1.7.3.1.2.2	real	–	REAL	c:o.6		
								1.1.7.3.2	down	–	SEQUENCE	c:o.4		
								1.1.7.3.2.1	high	–	CHOICE	c:m		
								1.1.7.3.2.1.1	integer	–	INTEGER	c:o.7		
								1.1.7.3.2.1.2	real	–	REAL	c:o.7		
								1.1.7.3.2.2	low	–	CHOICE	c:m		
								1.1.7.3.2.2.1	integer	–	INTEGER	c:o.8		
								1.1.7.3.2.2.2	real	–	REAL	c:o.8		
								1.1.7.4	armTime	–	GeneralizedTime	c:o		
								1.1.8	notificationIdentifier	{2 9 3 2 7 16}	INTEGER	o		
								1.1.9	correlatedNotifications	{2 9 3 2 7 12}	SET OF SEQUENCE	o		
								1.1.9.1	correlatedNotifications	{2 9 3 2 7 12}	SET OF INTEGER	c:m		
								1.1.9.2	sourceObjectInst	–	ObjectInstance	c:o		
								1.1.10	stateChangeDefinition	{2 9 3 2 7 28}	SET OF SEQUENCE	o		
								1.1.10.1	attributeID	–	AttributeId	c:m		
								1.1.10.2	oldAttributeValue	–	ANY DEFINED BY attributeID	c:o		
								1.1.10.3	newAttributeValue	–	ANY DEFINED BY attributeID	c:m		
								1.1.11	monitoredAttributes	{2 9 3 2 7 15}	SET OF Attribute	o		
								1.1.12	proposedRepairActions	{2 9 3 2 7 19}	SET OF CHOICE	o		

Table F.17 (continued)

Index	Notification type template label	Value of object identifier for notification type	Constraints and values	Status	Support		Additional information	Subindex	Notification field name label	Value of object identifier of attribute type associated with field	Constraints and values	Status	Support	Additional information
					Con- firmed	Non-con- firmed								
								1.1.12.1	OBJECT IDENTIFIER	–	OBJECT IDENTIFIER	c:o.9		
								1.1.12.2	INTEGER	–	INTEGER	c:o.9		
								1.1.13	additionalText	{2 9 3 2 7 7}	GraphicString	o		
								1.1.14	additionalInformation	{2 9 3 2 7 6}	SET OF SEQUENCE	o		
								1.1.14.1	identifier	–	OBJECT IDENTIFIER	c:m		
								1.1.14.2	significance	–	BOOLEAN	c:o		
								1.1.14.3	information	–	ANY DEFINED BY identifier	c:m		
2	“CCITT Rec. X.721 (1992) ISO/IEC 10165-2:1992”: objectCreation	{2 9 3 2 10 6}		m				2.1	ObjectInfo		Information Syntax SEQUENCE	m		
								2.1.1	sourceIndicator	{2 9 3 2 7 26}	ENUMERATED	o		
								2.1.2	attributeList	{2 9 3 2 7 9}	SET OF Attribute	o		
								2.1.3	notificationIdentifier	{2 9 3 2 7 16}	INTEGER	o		
								2.1.4	correlatedNotifications	{2 9 3 2 7 12}	SET OF SEQUENCE	o		
								2.1.4.1	correlatedNotifications	{2 9 3 2 7 12}	SET OF INTEGER	c:m		
								2.1.4.2	sourceObjectInst	–	ObjectInstance	c:o		
								2.1.5	additionalText	{2 9 3 2 7 7}	GraphicString	o		
								2.1.6	additionalInformation	{2 9 3 2 7 6}	SET OF SEQUENCE	o		
								2.1.6.1	identifier	–	OBJECT IDENTIFIER	c:m		
								2.1.6.2	significance	–	BOOLEAN	c:o		
2.1.6.3	information	–	ANY DEFINED BY identifier	c:m										

Table F.17 (continued)

Index	Notification type template label	Value of object identifier for notification type	Constraints and values	Status	Support		Additional information	Subindex	Notification field name label	Value of object identifier of attribute type associated with field	Constraints and values	Status	Support	Additional information
					Con- firmed	Non-con- firmed								
3	"CCITT Rec. X.721 (1992) ISO/IEC 10165-2:1992": objectDeletion	{2 9 3 2 10 7}		m				3.1	ObjectInfo		Information Syntax SEQUENCE	m		
								3.1.1	sourceIndicator	{2 9 3 2 7 26}	ENUMERATED	o		
								3.1.2	attributeList	{2 9 3 2 7 9}	SET OF Attribute	o		
								3.1.3	notificationIdentifier	{2 9 3 2 7 16}	INTEGER	o		
								3.1.4	correlatedNotifications	{2 9 3 2 7 12}	SET OF SEQUENCE	o		
								3.1.4.1	correlatedNotifications	{2 9 3 2 7 12}	SET OF INTEGER	c:m		
								3.1.4.2	sourceObjectInst	–	ObjectInstance	c:o		
								3.1.5	additionalText	{2 9 3 2 7 7}	GraphicString	o		
								3.1.6	additionalInformation	{2 9 3 2 7 6}	SET OF SEQUENCE	o		
								3.1.6.1	identifier	–	OBJECT IDENTIFIER	c:m		
3.1.6.2	significance	–	BOOLEAN	c:o										
3.1.6.3	information	–	ANY DEFINED BY identifier	c:m										
4	"CCITT Rec. X.721 (1992) ISO/IEC 10165-2:1992": stateChange	{2 9 3 2 10 14}		m				4.1	StateChangeInfo		Information Syntax SEQUENCE	m		
								4.1.1	sourceIndicator	{2 9 3 2 7 26}	ENUMERATED	o		
								4.1.2	attributeIdentifierList	{2 9 3 2 7 8}	SET OF AttributeId	o		
								4.1.3	stateChangeDefinition	{2 9 3 2 7 28}	SET OF SEQUENCE	m		

Table F.17 (concluded)

Index	Notification type template label	Value of object identifier for notification type	Constraints and values	Status	Support		Additional information	Subindex	Notification field name label	Value of object identifier of attribute type associated with field	Constraints and values	Status	Support	Additional information
					Con- firmed	Non-con- firmed								
								4.1.3.1	attributeID	–	AttributeId	m		
								4.1.3.2	oldAttributeVal ue	–	ANY DEFINED BY attributeID	o		
								4.1.3.3	newAttributeVal ue	–	ANY DEFINED BY attributeID	m		
								4.1.4	notificationIdent ifier	{2 9 3 2 7 16}	INTEGER	o		
								4.1.5	correlatedNoti fications	{2 9 3 2 7 12}	SET OF SEQUENCE	o		
								4.1.5.1	correlatedNoti fications	{2 9 3 2 7 12}	SET OF INTEGER	c:m		
								4.1.5.2	sourceObjectInst	–	ObjectInstance	c:o		
								4.1.6	additionalText	{2 9 3 2 7 7}	GraphicString	o		
								4.1.7	additionalInform ation	{2 9 3 2 7 6}	SET OF SEQUENCE	o		
								4.1.7.1	identifier	–	OBJECT IDENTIFIER	c:m		
								4.1.7.2	significance	–	BOOLEAN	c:o		
								4.1.7.3	information	–	ANY DEFINED BY identifier	c:m		

F.4.6 Actions

See Table F.18.

Table F.18 – clmodeTPM Action support

Index	Action type template label	Value of object identifier for action type	Constraints and values	Status	Support	Additional information	Subindex	Action field name label	Constraints and values	Status	Support	Additional information
1	"ITU-T Rec. X.723 (1993) ISO/IEC 10165-5:1994": activate	{2 9 3 5 9 0}		m			1.1	ActionInfo	Information Syntax SET OF SEQUENCE	m		
							1.1.1	identifier	OBJECT IDENTIFIER	m		
							1.1.2	significance	BOOLEAN	o		
							1.1.3	information	ANY DEFINED BY identifier	m		
							1.2	ActionReply	Reply Syntax SET OF SEQUENCE	m		
							1.2.1	identifier	OBJECT IDENTIFIER	m		
							1.2.2	significance	BOOLEAN	o		
1.2.3	information	ANY DEFINED BY identifier	m									
2	"ITU-T Rec. X.723 (1993) ISO/IEC 10165-5:1994": deactivate	{2 9 3 5 9 1}		m			2.1	ActionInfo	Information Syntax SET OF SEQUENCE	m		
							2.1.1	identifier	OBJECT IDENTIFIER	m		
							2.1.2	significance	BOOLEAN	o		
							2.1.3	information	ANY DEFINED BY identifier	m		
							2.2	ActionReply	Reply Syntax SET OF SEQUENCE	m		
							2.2.1	identifier	OBJECT IDENTIFIER	m		
							2.2.2	significance	BOOLEAN	o		
2.2.3	information	ANY DEFINED BY identifier	m									

F.4.7 Parameters

See Table F.19.

Table F.19 – cmodeTPM Parameter support

Index	Package template label	Value of object identifier for parameter	Constraints and values	Status	Support	Additional information
1	clPMPDUHeader	{2 14 0 5 4}	EVENT-INFO communicationsAlarm	m		
2	clPMSourceAddress	{2 14 0 5 5}	EVENT-INFO communicationsAlarm	m		

F.5 The connection-oriented transport protocol machine managed object

F.5.1 Statement of conformance to the managed object class

See Table F.20.

Table F.20 – comodeTPM Managed object class support

Index	Managed object class template label	Value of object identifier for class	Support of all mandatory features? (Y/N)	Is the actual class the same as the managed object class to which conformance is claimed? (Y/N)
1	comodeTPM	{2 14 0 3 4}		

If the answer to the actual class question in Table F.20 is No, the supplier of the implementation shall fill in the actual class support Table F.21.

Table F.21 – comodeTPM Actual class support

Index	Managed object class template for actual class	Value of object identifier for managed object class definition of actual class	Additional information

F.5.2 Packages

The supplier of the implementation shall state whether or not the packages specified by this managed object of this class are supported, in Table F.22.

Table F.22 – comodeTPM Package support

Index	Package template label	Value of object identifier for package	Constraints and values	Status	Support	Additional information
1	“CCITT Rec. X.721 (1992) ISO/IEC 10165-2:1992”: allomorphicPackage	{2 9 3 2 4 17}	“if an object supports allomorphism”	c31		
2	“ITU-T Rec. X.723 (1993) ISO/IEC 10165-5:1994”: coProtocolMachineP1		Mandatory	m		
3	comodeTPM-P		Mandatory	m		
4	“CCITT Rec. X.721 (1992) ISO/IEC 10165-2:1992”: packagesPackage	{2 9 3 2 4 16}	“any registered package, other than this package has been instantiated”	c32		
5	“CCITT Rec. X.721 (1992) ISO/IEC 10165-2:1992”: topPackage		Mandatory	m		
c31: if F.20/1b then – else m c32: if F.22/1a then m else –						

F.5.3 Attributes

The supplier of the implementation shall state whether or not the attributes specified by all of the packages instantiated in a managed object of this class are supported, in the Support and Additional information columns of Table F.23. The supplier of the implementation shall indicate support for each of the operations for each attribute supported.

Table F.23 – comodeTPM Attribute support

Index	Attribute template label	Value of object identifier for attribute	Constraints and values	Set by create		Get		Replace		Add		Remove		Set to default		Additional information
				Status	Support	Status	Support	Status	Support	Status	Support	Status	Support	Status	Support	
1	“CCITT Rec. X.721 (1992) ISO/IEC 10165-2:1992”: administrativeState	{2 9 3 2 7 31}	ENUMERATED	c33		m		m		–		–		c34		
2	“CCITT Rec. X.721 (1992) ISO/IEC 10165-2:1992”: allomorphs	{2 9 3 2 7 50}	SET OF ObjectClass	c35		c36		–		–		–		–		
3	“ITU-T Rec. X.723 (1993) ISO/IEC 10165-5:1994”: coProtocolMachineId	{2 9 3 5 7 3}	GraphicString	c37		m		x		–		–		x		
4	localErrorDisconnects	{2 14 0 7 18}	INTEGER	c38		m		c34		–		–		c34		
5	localSuccessfulConnections	{2 14 0 7 14}	INTEGER	c38		m		c34		–		–		c34		
6	localUnsuccessfulConnections	{2 14 0 7 16}	INTEGER	c38		m		c34		–		–		c34		
7	maxConnections	{2 14 0 7 13}	INTEGER	c33		m		m		–		–		m		
8	maxOpenConnections	{2 14 0 7 21}	INTEGER	c33		m		c34		–		–		m		
9	“CCITT Rec. X.721 (1992) ISO/IEC 10165-2:1992”: nameBinding	{2 9 3 2 7 63}	OBJECT IDENTIFIER	c37		m		x		–		–		x		
10	“CCITT Rec. X.721 (1992) ISO/IEC 10165-2:1992”: objectClass	{2 9 3 2 7 65}	ObjectClass	c33		m		x		–		–		x		
11	“CCITT Rec. X.721 (1992) ISO/IEC 10165-2:1992”: octetsReceivedCounter	{2 9 3 2 7 78}	INTEGER	c38		m		c34		–		–		c34		
12	“CCITT Rec. X.721 (1992) ISO/IEC 10165-2:1992”: octetsSentCounter	{2 9 3 2 7 80}	INTEGER	c38		m		c34		–		–		c34		
13	openConnections	{2 14 0 7 12}	INTEGER	c38		m		c34		–		–		c34		
14	“CCITT Rec. X.721 (1992) ISO/IEC 10165-2:1992”: operationalState	{2 9 3 2 7 35}	ENUMERATED	x		m		x		–		–		x		

Table F.23 (concluded)

Index	Attribute template label	Value of object identifier for attribute	Constraints and values	Set by create		Get		Replace		Add		Remove		Set to default		Additional information
				Status	Support	Status	Support	Status	Support	Status	Support	Status	Support	Status	Support	
15	“CCITT Rec. X.721 (1992) ISO/IEC 10165-2:1992”: packages	{2 9 3 2 7 66}	SET OF OBJECT IDENTIFIER	c39		c40		c41		c41		c41		c41		
16	remoteErrorDisconnects	{2 14 0 7 19}	INTEGER	c38		m		c34		–		–		c34		
17	remoteSuccessfulConnections	{2 14 0 7 15}	INTEGER	c38		m		c34		–		–		c34		
18	remoteUnsuccessfulConnections	{2 14 0 7 17}	INTEGER	c38		m		c34		–		–		c34		
19	unassociatedTPDUs	{2 14 0 7 20}	INTEGER	c38		m		c34		–		–		c34		
c33: if G.1/10a then m else x c34: if F.20/1b then x else – c35: if F.22/1a then (if G.1/10a then o else x) else – c36: if F.22/1a then m else – c37: if G.1/10a then o else x c38: if F.20/1b or G.1/9a or G.1/11a then x else – c39: if F.22/4a then (if G.1/10a then o else x) else – c40: if F.22/4a then m else – c41: if F.22/4a then x else –																

F.5.4 Attribute group

See Table F.24.

Table F.24 – comodeTPM Attribute group support

Index	Attribute group template label	Value of object identifier for attribute group	Constraints and values	Get		Set to default		Additional information
				Status	Support	Status	Support	
1	“ITU-T Rec. X.723 (1993) ISO/IEC 10165-5:1994”: counters	{2 9 3 5 8 0}	localErrorDisconnects localSuccessfulConnections localUnsuccessfulConnections maxOpenConnections “CCITT Rec. X.721 (1992) ISO/IEC 10165-2:1992”: octetsReceivedCounter “CCITT Rec. X.721 (1992) ISO/IEC 10165-2:1992”: octetsSentCounter openConnections remoteErrorDisconnects remoteSuccessfulConnections remoteUnsuccessfulConnections unassociatedTPDUs	m		c34		
2	“CCITT Rec. X.721 (1992) ISO/IEC 10165-2:1992”: state	{2 9 3 2 8 1}	“CCITT Rec. X.721 (1992) ISO/IEC 10165-2:1992”: administrativeState “CCITT Rec. X.721 (1992) ISO/IEC 10165-2:1992”: operationalState	m		c34		

F.5.5 Notifications

See Table F.25.

Table F.25 – comodeTPM Notification support

Index	Notification type template label	Value of object identifier for notification type	Constraints and values	Status	Support		Additional information	Subindex	Notification field name label	Value of object identifier of attribute type associated with field	Constraints and values	Status	Support	Additional information
					Con-firmed	Non-con-firmed								
1	“ITU-T Rec. X.723 (1993) ISO/IEC 10165-5:1994”: communicationsInformation	{2 9 3 5 10 0}		m			calledNSA PAddress- PAR calledTSele ctor-PAR callingNSA PAddress- PAR callingTSele ctor-PAR networkCon nectionIDs- PAR rejectionCa use	1.1	Communications Information		Information Syntax SEQUENCE	m		
								1.1.1	informationTy pe	{2 9 3 5 7 5}	OBJECT IDENTIFIER	m		
								1.1.2	informationData	{2 9 3 5 7 4}	SET OF SEQUENCE	o		
								1.1.2.1	identifier	–	OBJECT IDENTIFIER	c:m		
								1.1.2.2	significance	–	BOOLEAN	c:o		
								1.1.2.3	information	–	ANY DEFINED BY identifier	c:m		
2	“CCITT Rec. X.721 (1992) ISO/IEC 10165-2:1992”: objectCreation	{2 9 3 2 10 6}		m				2.1	ObjectInfo		Information Syntax SEQUENCE	m		
								2.1.1	sourceIndicator	{2 9 3 2 7 26}	ENUMERATED	o		
								2.1.2	attributeList	{2 9 3 2 7 9}	SET OF Attribute	o		

Table F.25 (continued)

Index	Notification type template label	Value of object identifier for notification type	Constraints and values	Status	Support		Additional information	Subindex	Notification field name label	Value of object identifier of attribute type associated with field	Constraints and values	Status	Support	Additional information
					Con- firmed	Non-con- firmed								
								2.1.3	notificationIdentifier	{2 9 3 2 7 16}	INTEGER	o		
								2.1.4	correlatedNotifications	{2 9 3 2 7 12}	SET OF SEQUENCE	o		
								2.1.4.1	correlatedNotifications	{2 9 3 2 7 12}	SET OF INTEGER	c:m		
								2.1.4.2	sourceObjectInst	–	ObjectInstance	c:o		
								2.1.5	additionalText	{2 9 3 2 7 7}	GraphicString	o		
								2.1.6	additionalInformation	{2 9 3 2 7 6}	SET OF SEQUENCE	o		
								2.1.6.1	identifier	–	OBJECT IDENTIFIER	c:m		
								2.1.6.2	significance	–	BOOLEAN	c:o		
								2.1.6.3	information	–	ANY DEFINED BY identifier	c:m		
3	“CCITT Rec. X.721 (1992) ISO/IEC 10165-2:1992”: objectDeletion	{2 9 3 2 10 7}		m				3.1	ObjectInfo		Information Syntax SEQUENCE	m		
								3.1.1	sourceIndicator	{2 9 3 2 7 26}	ENUMERATED	o		
								3.1.2	attributeList	{2 9 3 2 7 9}	SET OF Attribute	o		
								3.1.3	notificationIdentifier	{2 9 3 2 7 16}	INTEGER	o		
								3.1.4	correlatedNotifications	{2 9 3 2 7 12}	SET OF SEQUENCE	o		
								3.1.4.1	correlatedNotifications	{2 9 3 2 7 12}	SET OF INTEGER	c:m		
								3.1.4.2	sourceObjectInst	–	ObjectInstance	c:o		
								3.1.5	additionalText	{2 9 3 2 7 7}	GraphicString	o		
3.1.6	additionalInformation	{2 9 3 2 7 6}	SET OF SEQUENCE	o										

Table F.25 (concluded)

Index	Notification type template label	Value of object identifier for notification type	Constraints and values	Status	Support		Additional information	Subindex	Notification field name label	Value of object identifier of attribute type associated with field	Constraints and values	Status	Support	Additional information
					Con- firmed	Non-con- firmed								
								3.1.6.1	identifier	–	OBJECT IDENTIFIER	c:m		
								3.1.6.2	significance	–	BOOLEAN	c:o		
								3.1.6.3	information	–	ANY DEFINED BY identifier	c:m		
4	“CCITT Rec. X.721 (1992) ISO/IEC 10165-2:1992”: stateChange	{2 9 3 2 10 14}		m				4.1	StateChangeInfo		Information Syntax SEQUENCE	m		
								4.1.1	sourceIndicator	{2 9 3 2 7 26}	ENUMERATED	o		
								4.1.2	attributeIdentifierList	{2 9 3 2 7 8}	SET OF AttributeId	o		
								4.1.3	stateChangeDefinition	{2 9 3 2 7 28}	SET OF SEQUENCE	m		
								4.1.3.1	attributeID	–	AttributeId	m		
								4.1.3.2	oldAttributeValue	–	ANY DEFINED BY attributeID	o		
								4.1.3.3	newAttributeValue	–	ANY DEFINED BY attributeID	m		
								4.1.4	notificationIdentifier	{2 9 3 2 7 16}	INTEGER	o		
								4.1.5	correlatedNotifications	{2 9 3 2 7 12}	SET OF SEQUENCE	o		
								4.1.5.1	correlatedNotifications	{2 9 3 2 7 12}	SET OF INTEGER	c:m		
								4.1.5.2	sourceObjectInst	–	ObjectInstance	c:o		
								4.1.6	additionalText	{2 9 3 2 7 7}	GraphicString	o		
								4.1.7	additionalInformation	{2 9 3 2 7 6}	SET OF SEQUENCE	o		
								4.1.7.1	identifier	–	OBJECT IDENTIFIER	c:m		
								4.1.7.2	significance	–	BOOLEAN	c:o		
								4.1.7.3	information	–	ANY DEFINED BY identifier	c:m		

F.5.6 Actions

See Table F.26.

Table F.26 – comodeTPM Action support

Index	Action type template label	Value of object identifier for action type	Constraints and values	Status	Support	Additional information	Subindex	Action field name label	Constraints and values	Status	Support	Additional information
1	"ITU-T Rec. X.723 (1993) ISO/IEC 10165-5:1994": activate	{2 9 3 5 9 0}		m			1.1	ActionInfo	Information Syntax SET OF SEQUENCE	m		
							1.1.1	identifier	OBJECT IDENTIFIER	m		
							1.1.2	significance	BOOLEAN	o		
							1.1.3	information	ANY DEFINED BY identifier	m		
							1.2	ActionReply	Reply Syntax SET OF SEQUENCE	m		
							1.2.1	identifier	OBJECT IDENTIFIER	m		
							1.2.2	significance	BOOLEAN	o		
2	"ITU-T Rec. X.723 (1993) ISO/IEC 10165-5:1994": deactivate	{2 9 3 5 9 1}		m			2.1	ActionInfo	Information Syntax SET OF SEQUENCE	m		
							2.1.1	identifier	OBJECT IDENTIFIER	m		
							2.1.2	significance	BOOLEAN	o		
							2.1.3	information	ANY DEFINED BY identifier	m		
							2.2	ActionReply	Reply Syntax SET OF SEQUENCE	m		
							2.2.1	identifier	OBJECT IDENTIFIER	m		
							2.2.2	significance	BOOLEAN	o		
	2.2.3	information	ANY DEFINED BY identifier	m								

F.5.7 Parameters

See Table F.27.

Table F.27 – comodeTPM Parameter support

Index	Parameter template label	Value of object identifier for parameter	Constraints and values	Status	Support	Additional information
1	calledNSAPAddress-PAR	(Not registered)	EVENT-INFO communicationsInformation	m		
2	calledTSelector-PAR	(Not registered)	EVENT-INFO communicationsInformation	m		
3	callingNSAPAddress-PAR	(Not registered)	EVENT-INFO communicationsInformation	m		
4	callingTSelector-PAR	(Not registered)	EVENT-INFO communicationsInformation	m		
5	networkConnectionIDs-PAR	(Not registered)	EVENT-INFO communicationsInformation	m		
6	rejectionCause	{2 14 0 5 7}	EVENT-INFO communicationsInformation	m		

F.6 The TSAP managed object

F.6.1 Statement of conformance to the managed object class

See Table F.28.

Table F.28 – tSAP Managed object class support

Index	Managed object class template label	Value of object identifier for class	Support of all mandatory features? (Y/N)	Is the actual class the same as the managed object class to which conformance is claimed? (Y/N)
1	tSAP	{2 14 0 3 5}		

If the answer to the actual class question in Table F.28 is No, the supplier of the implementation shall fill in the actual class support Table F.29.

Table F.29 – tSAP Actual class support

Index	Managed object class template for actual class	Value of object identifier for managed object class definition of actual class	Additional information

F.6.2 Packages

The supplier of the implementation shall state whether or not the packages specified by this managed object of this class are supported, in Table F.30.

Table F.30 – tSAP Package support

Index	Package template label	Value of object identifier for package	Constraints and values	Status	Support	Additional information
1	“CCITT Rec. X.721 (1992) ISO/IEC 10165-2:1992”: allomorphicPackage	{2 9 3 2 4 17}	“if an object supports allomorphism”	c42		
2	“CCITT Rec. X.721 (1992) ISO/IEC 10165-2:1992”: packagesPackage	{2 9 3 2 4 16}	“any registered package, other than this package has been instantiated”	c43		
3	“ITU-T Rec. X.723 (1993) ISO/IEC 10165-5:1994”: sap1P1		Mandatory	m		
4	tSAP-P		Mandatory	m		
5	“CCITT Rec. X.721 (1992) ISO/IEC 10165-2:1992”: topPackage		Mandatory	m		
c42: if F.28/1b then – else m c43: if F.30/1a then m else –						

F.6.3 Attributes

The supplier of the implementation shall state whether or not the attributes specified by all of the packages instantiated in a managed object of this class are supported, in the Support and Additional information columns of Table F.31. The supplier of the implementation shall indicate support for each of the operations for each attribute supported.

Table F.31 – tSAP Attribute support

Index	Attribute template label	Value of object identifier for attribute	Constraints and values	Set by create		Get		Replace		Add		Remove		Set to default		Additional information
				Status	Support	Status	Support	Status	Support	Status	Support	Status	Support	Status	Support	
1	“CCITT Rec. X.721 (1992) ISO/IEC 10165-2:1992”: allomorphs	{2 9 3 2 7 50}	SET OF ObjectClass	c44		c45		–		–		–		–		
2	“CCITT Rec. X.721 (1992) ISO/IEC 10165-2:1992”: nameBinding	{2 9 3 2 7 63}	OBJECT IDENTIFIER	c46		m		x		–		–		x		
3	“CCITT Rec. X.721 (1992) ISO/IEC 10165-2:1992”: objectClass	{2 9 3 2 7 65}	ObjectClass	c47		m		x		–		–		x		
4	“CCITT Rec. X.721 (1992) ISO/IEC 10165-2:1992”: packages	{2 9 3 2 7 66}	SET OF OBJECT IDENTIFIER	c48		c49		c50		c50		c50		c50		
5	“ITU-T Rec. X.723 (1993) ISO/IEC 10165-5:1994”: sap1Address	{2 9 3 5 7 8}	INTEGER	c51		m		c52		–		–		c52		
6	“ITU-T Rec. X.723 (1993) ISO/IEC 10165-5:1994”: sapId	{2 9 3 5 7 10}	GraphicString	c46		m		x		–		–		x		
7	“ITU-T Rec. X.723 (1993) ISO/IEC 10165-5:1994”: userEntityNames	{2 9 3 5 7 15}	SET OF ObjectInstance	c51		m		c52		c52		c52		c52		

c44: if F.30/1a then (if G.1/13a then o else x) else –
c45: if F.30/1a then m else –
c46: if G.1/13a then o else x
c47: if G.1/13a then m else x
c48: if F.30/2a then (if G.1/13a then o else x) else –
c49: if F.30/2a then m else –
c50: if F.30/2a then x else –
c51: if F.28/1b or G.1/12a or G.1/14a then x else –
c52: if F.28/1b then x else –

F.6.4 Notifications

See Table F.32.

Table F.32 – tSAP Notification support

Index	Notification type template label	Value of object identifier for notification type	Constraints and values	Status	Support		Additional information	Subindex	Notification field name label	Value of object identifier of attribute type associated with field	Constraints and values	Status	Support	Additional information
					Con- firmed	Non-con- firmed								
1	"CCITT Rec. X.721 (1992) ISO/IEC 10165-2:1992": objectCreation	{2 9 3 2 10 6}		m				1.1	ObjectInfo		Information Syntax SEQUENCE	m		
								1.1.1	sourceIndicator	{2 9 3 2 7 26}	ENUMERATED	o		
								1.1.2	attributeList	{2 9 3 2 7 9}	SET OF Attribute	o		
								1.1.3	notificationIdentifier	{2 9 3 2 7 16}	INTEGER	o		
								1.1.4	correlatedNotifications	{2 9 3 2 7 12}	SET OF SEQUENCE	o		
								1.1.4.1	correlatedNotifications	{2 9 3 2 7 12}	SET OF INTEGER	c:m		
								1.1.4.2	sourceObjectInst	–	ObjectInstance	c:o		
								1.1.5	additionalText	{2 9 3 2 7 7}	GraphicString	o		
								1.1.6	additionalInformation	{2 9 3 2 7 6}	SET OF SEQUENCE	o		
								1.1.6.1	identifier	–	OBJECT IDENTIFIER	c:m		
1.1.6.2	significance	–	BOOLEAN	c:o										
1.1.6.3	information	–	ANY DEFINED BY identifier	c:m										

Table F.32 (concluded)

Index	Notification type template label	Value of object identifier for notification type	Constraints and values	Status	Support		Additional information	Subindex	Notification field name label	Value of object identifier of attribute type associated with field	Constraints and values	Status	Support	Additional information
					Con- firmed	Non-con- firmed								
2	"CCITT Rec. X.721 (1992) ISO/IEC 10165-2:1992": objectDeletion	{2 9 3 2 10 7}		m				2.1	ObjectInfo		Information Syntax SEQUENCE	m		
								2.1.1	sourceIndicator	{2 9 3 2 7 26}	ENUMERATED	o		
								2.1.2	attributeList	{2 9 3 2 7 9}	SET OF Attribute	o		
								2.1.3	notificationIdentifier	{2 9 3 2 7 16}	INTEGER	o		
								2.1.4	correlatedNotifications	{2 9 3 2 7 12}	SET OF SEQUENCE	o		
								2.1.4.1	correlatedNotifications	{2 9 3 2 7 12}	SET OF INTEGER	c:m		
								2.1.4.2	sourceObjectInst	–	ObjectInstance	c:o		
								2.1.5	additionalText	{2 9 3 2 7 7}	GraphicString	o		
								2.1.6	additionalInformation	{2 9 3 2 7 6}	SET OF SEQUENCE	o		
								2.1.6.1	identifier	–	OBJECT IDENTIFIER	c:m		
								2.1.6.2	significance	–	BOOLEAN	c:o		
2.1.6.3	information	–	ANY DEFINED BY identifier	c:m										

F.7 The transport connection managed object

F.7.1 Statement of conformance to the managed object class

See Table F.33.

Table F.33 – transportConnection Managed object class support

Index	Managed object class template label	Value of object identifier for class	Support of all mandatory features? (Y/N)	Is the actual class the same as the managed object class to which conformance is claimed? (Y/N)
1	transportConnection	{2 14 0 3 7}		

If the answer to the actual class question in Table F.33 is No, the supplier of the implementation shall fill in the actual class support Table F.34.

Table F.34 – transportConnection Actual class support

Index	Managed object class template for actual class	Value of object identifier for managed object class definition of actual class	Additional information

F.7.2 Packages

The supplier of the implementation shall state whether or not the packages specified by this managed object of this class are supported, in Table F.35.

Table F.35 – transportConnection Package support

Index	Package template label	Value of object identifier for package	Constraints and values	Status	Support	Additional information
1	“CCITT Rec. X.721 (1992) ISO/IEC 10165-2:1992”: allomorphicPackage	{2 9 3 2 4 17}	“if an object supports allomorhism”	c53		
2	“CCITT Rec. X.721 (1992) ISO/IEC 10165-2:1992”: packagesPackage	{2 9 3 2 4 16}	“any registered package, other than this package has been instantiated”	c54		
3	“ITU-T Rec. X.723 (1993) ISO/IEC 10165-5:1994”: singlePeerConnectionP1		Mandatory	m		
4	“ITU-T Rec. X.723 (1993) ISO/IEC 10165-5:1994”: singlePeerConnectionP2	{2 9 3 5 4 2}	“The names of the connections supported by this connection can be provided”	o		

Table F.35 (concluded)

Index	Package template label	Value of object identifier for package	Constraints and values	Status	Support	Additional information
5	“CCITT Rec. X.721 (1992) ISO/IEC 10165-2:1992”: topPackage		Mandatory	m		
6	transportConnection-P		Mandatory	m		
7	transportConnectionClass1-P	{2 14 0 4 5}	“At the initiating side, present if class 1 is requested or can be accepted following class negotiation procedures. At the responding side, present if class 1 is chosen.”	o		
8	transportConnectionClass2-P	{2 14 0 4 6}	“At the initiating side, present if class 2 is requested or can be accepted following class negotiation procedures. At the responding side, present if class 2 is chosen.”	o		
9	transportConnectionClass3-P	{2 14 0 4 7}	“At the initiating side, present if class 3 is requested or can be accepted following class negotiation procedures. At the responding side, present if class 3 is chosen.”	o		
10	transportConnectionClass4-P	{2 14 0 4 8}	“At the initiating side, present if class 4 is requested or can be accepted following class negotiation procedures. At the responding side, present if class 4 is chosen.”	o		
11	transportConnectionNCMS-P	{2 14 0 4 9}	“NCMS is implemented”	o		
c53: if F.33/1b then – else m						
c54: if F.35/1a or F.35/2a or F.35/4a or F.35/7a or F.35/8a or F.35/9a or F.35/10a or F.35/11a then m else –						

F.7.3 Attributes

The supplier of the implementation shall state whether or not the attributes specified by all of the packages instantiated in a managed object of this class are supported, in the Support and Additional information columns of Table F.36. The supplier of the implementation shall indicate support for each of the operations for each attribute supported.

Table F.36 – transportConnection Attribute support

Index	Attribute template label	Value of object identifier for attribute	Constraints and values	Set by create		Get		Replace		Add		Remove		Set to default		Additional information
				Status	Support	Status	Support	Status	Support	Status	Support	Status	Support	Status	Support	
1	acknowledgeTime	{2 14 0 7 47}	SEQUENCE	c55		c56		c57		–		–		c57		
2	“CCITT Rec. X.721 (1992) ISO/IEC 10165-2:1992”: allomorphs	{2 9 3 2 7 50}	SET OF ObjectClass	c58		c59		–		–		–		–		
3	calledNSAPAddress	{2 14 0 7 58}	OCTET STRING	x		m		c60		–		–		c60		
4	calledTSelector	{2 14 0 7 56}	OCTET STRING	x		m		c60		–		–		c60		
5	callingNSAPAddress	{2 14 0 7 57}	OCTET STRING	x		m		c60		–		–		c60		
6	callingTSelector	{2 14 0 7 55}	OCTET STRING	x		m		c60		–		–		c60		
7	checksumNonuse	{2 14 0 7 43}	BOOLEAN	c55		c56		c57		–		–		c57		
8	connectionDirection	{2 14 0 7 60}	ENUMERATED	x		m		c60		–		–		c60		
9	“ITU-T Rec. X.723 (1993) ISO/IEC 10165-5:1994”: connectionId	{2 9 3 5 7 1}	GraphicString	x		m		x		–		–		x		
10	explicitFlowControl	{2 14 0 7 45}	BOOLEAN	c61		c62		c63		–		–		c63		
11	extendedFormat	{2 14 0 7 41}	BOOLEAN	c55		c56		c57		–		–		c57		
12	inactivityTime	{2 14 0 7 46}	SEQUENCE	c55		c56		c57		–		–		c57		
13	localReference	{2 14 0 7 53}	INTEGER	x		m		c60		–		–		c60		
14	maxTPDUSize	{2 14 0 7 51}	INTEGER	x		m		c60		–		–		c60		
15	maxTransmissions	{2 14 0 7 52}	INTEGER	c55		c56		c57		–		–		c57		
16	“CCITT Rec. X.721 (1992) ISO/IEC 10165-2:1992”: nameBinding	{2 9 3 2 7 63}	OBJECT IDENTIFIER	x		m		x		–		–		x		
17	networkConnectionIDs	{2 14 0 7 61}	SET OF other	x		m		c60		c60		c60		c60		
18	networkExpeditedData	{2 14 0 7 42}	BOOLEAN	c64		c65		c66		–		–		c66		
19	“CCITT Rec. X.721 (1992) ISO/IEC 10165-2:1992”: objectClass	{2 9 3 2 7 65}	ObjectClass	x		m		x		–		–		x		

Table F.36 (continued)

Index	Attribute template label	Value of object identifier for attribute	Constraints and values	Set by create		Get		Replace		Add		Remove		Set to default		Additional information
				Status	Support	Status	Support	Status	Support	Status	Support	Status	Support	Status	Support	
20	“CCITT Rec. X.721 (1992) ISO/IEC 10165-2:1992”: octetsReceivedCounter	{2 9 3 2 7 78}	INTEGER	x		m		c60		–		–		c60		
21	“CCITT Rec. X.721 (1992) ISO/IEC 10165-2:1992”: octetsSentCounter	{2 9 3 2 7 80}	INTEGER	x		m		c60		–		–		c60		
22	“CCITT Rec. X.721 (1992) ISO/IEC 10165-2:1992”: packages	{2 9 3 2 7 66}	SET OF OBJECT IDENTIFIER	c67		c68		c67		c67		c67		c67		
23	“CCITT Rec. X.721 (1992) ISO/IEC 10165-2:1992”: pdusReceivedCounter	{2 9 3 2 7 86}	INTEGER	x		m		c60		–		–		c60		
24	“CCITT Rec. X.721 (1992) ISO/IEC 10165-2:1992”: pdusRetransmittedErrorCounter	{2 9 3 2 7 87}	INTEGER	x		m		c60		–		–		c60		
25	“CCITT Rec. X.721 (1992) ISO/IEC 10165-2:1992”: pdusSentCounter	{2 9 3 2 7 88}	INTEGER	x		m		c60		–		–		c60		
26	protocolClass	{2 14 0 7 40}	ENUMERATED	x		m		c60		–		–		c60		
27	protocolErrors	{2 14 0 7 7}	INTEGER	x		m		c60		–		–		c60		
28	reassignmentTime	{2 14 0 7 48}	SEQUENCE	c69		c70		c71		–		–		c71		
29	reassignmentsAfterFailure	{2 14 0 7 62}	INTEGER	c69		c70		c71		–		–		c71		
30	receiptConfirmation	{2 14 0 7 44}	BOOLEAN	c64		c65		c66		–		–		c66		
31	relatingNCCMONames	{2 14 0 7 66}	SET OF other	c72		c73		c74		c74		c74		c74		
32	remoteReference	{2 14 0 7 54}	INTEGER	x		m		c60		–		–		c60		
33	respondingNSAPAddress	{2 14 0 7 59}	OCTET STRING	x		m		c60		–		–		c60		

Table F.36 (concluded)

Index	Attribute template label	Value of object identifier for attribute	Constraints and values	Set by create		Get		Replace		Add		Remove		Set to default		Additional information
				Status	Support	Status	Support	Status	Support	Status	Support	Status	Support	Status	Support	
34	retransmissionTime	{2 14 0 7 49}	SEQUENCE	c55		c56		c57		–		–		c57		
35	“ITU-T Rec. X.723 (1993) ISO/IEC 10165-5:1994”: supportedConnectionNames	{2 9 3 5 7 12}	SET OF ObjectInstance	c75		c76		c77		c77		c77		c77		
36	transportExpeditedService	{2 14 0 7 65}	BOOLEAN	c55		c56		c57		–		–		c57		
37	“ITU-T Rec. X.723 (1993) ISO/IEC 10165-5:1994”: underlyingConnectionNames	{2 9 3 5 7 14}	SET OF ObjectInstance	x		m		c60		c60		c60		c60		
38	windowTimer	{2 14 0 7 50}	SEQUENCE	c61		c62		c63		–		–		c63		
c55: if F.35/10a then x else – c56: if F.35/10a then m else – c57: if F.33/1b and F.35/10a then x else – c58: if F.35/1a then x else – c59: if F.35/1a then m else – c60: if F.33/1b then x else – c61: if F.35/8a then x else – c62: if F.35/8a then m else – c63: if F.33/1b and F.35/8a then x else – c64: if F.35/7a then x else – c65: if F.35/7a then m else – c66: if F.33/1b and F.35/7a then x else – c67: if F.35/2a then x else – c68: if F.35/2a then m else – c69: if F.35/9a then x else – c70: if F.35/9a then m else – c71: if F.33/1b and F.35/9a then x else – c72: if F.35/11a then x else – c73: if F.35/11a then m else – c74: if F.33/1b and F.35/11a then x else – c75: if F.35/4a then x else – c76: if F.35/4a then m else – c77: if F.33/1b and F.35/4a then x else –																

F.7.4 Attribute group

See Table F.37.

Table F.37 – transportConnection Attribute group support

Index	Attribute group template label	Value of object identifier for attribute group	Constraints and values	Get		Set to default		Additional information
				Status	Support	Status	Support	
1	“ITU-T Rec. X.723 (1993) ISO/IEC 10165-5:1994”: counters	{2 9 3 5 8 0}	“CCITT Rec. X.721 (1992) ISO/IEC 10165-2:1992”: octetsReceivedCounter “CCITT Rec. X.721 (1992) ISO/IEC 10165-2:1992”: octetsSentCounter “CCITT Rec. X.721 (1992) ISO/IEC 10165-2:1992”: pdusReceivedCounter “CCITT Rec. X.721 (1992) ISO/IEC 10165-2:1992”: pdusRetransmittedErrorCounter “CCITT Rec. X.721 (1992) ISO/IEC 10165-2:1992”: pdusSentCounter protocolErrors	m		c60		

F.7.5 Notifications

See Table F.38.

Table F.38 – transportConnection Notification support

Index	Notification type template label	Value of object identifier for notification type	Constraints and values	Status	Support		Additional information	Subindex	Notification field name label	Value of object identifier of attribute type associated with field	Constraints and values	Status	Support	Additional information	
					Con- firmed	Non-con- firmed									
1	“ITU-T Rec. X.723 (1993) ISO/IEC 10165-5:1994”: communicationsInformation	{2 9 3 5 10 0}		m			calledNSAPAddress-PAR calledTSelector-PAR callingNSAPAddress-PAR callingTSelector-PAR connectionDirection-PAR maxTPDUSize-PAR networkConnectionIDs-PAR protocolClass-PAR respondingNSAPAddress-PAR transportConnectionName	1.1	Communications Information		Information Syntax SEQUENCE	m			

Table F.38 (continued)

Index	Notification type template label	Value of object identifier for notification type	Constraints and values	Status	Support		Additional information	Subindex	Notification field name label	Value of object identifier of attribute type associated with field	Constraints and values	Status	Support	Additional information
					Con- firmed	Non-con- firmed								
								1.1.1	informatio nType	{2 9 3 5 7 5}	OBJECT IDENTIFIER	m		
								1.1.2	informatio nData	{2 9 3 5 7 4}	SET OF SEQUENCE	o		
								1.1.2.1	identifier	–	OBJECT IDENTIFIER	c:m		
								1.1.2.2	significance	–	BOOLEAN	c:o		
								1.1.2.3	information	–	ANY DEFINED BY identifier	c:m		
2	“CCITT Rec. X.721 (1992) ISO/IEC 10165-2:1992”: objectCreation	{2 9 3 2 10 6}		m			calledNSA PAddress- PAR calledTSele ctor-PAR callingNSA PAddress- PAR callingTSele ctor-PAR connectio nDirection- PAR maxTPDUS ize-PAR networkCon nectionIDs- PAR protocolCla ss-PAR respondin gNSAPAdd ress-PAR transportCo nnectionNa me	2.1	ObjectInfo		Information Syntax SEQUENCE	m		

Table F.38 (continued)

Index	Notification type template label	Value of object identifier for notification type	Constraints and values	Status	Support		Additional information	Subindex	Notification field name label	Value of object identifier of attribute type associated with field	Constraints and values	Status	Support	Additional information
					Con- firmed	Non-con- firmed								
								2.1.1	sourceIndicator	{2 9 3 2 7 26}	ENUMERATED	o		
								2.1.2	attributeList	{2 9 3 2 7 9}	SET OF Attribute	o		
								2.1.3	notificationIdentifier	{2 9 3 2 7 16}	INTEGER	o		
								2.1.4	correlatedNotifications	{2 9 3 2 7 12}	SET OF SEQUENCE	o		
								2.1.4.1	correlatedNotifications	{2 9 3 2 7 12}	SET OF INTEGER	c:m		
								2.1.4.2	sourceObjectInst	–	ObjectInstance	c:o		
								2.1.5	additionalText	{2 9 3 2 7 7}	GraphicString	o		
								2.1.6	additionalInformation	{2 9 3 2 7 6}	SET OF SEQUENCE	o		
								2.1.6.1	identifier	–	OBJECT IDENTIFIER	c:m		
								2.1.6.2	significance	–	BOOLEAN	c:o		
								2.1.6.3	information	–	ANY DEFINED BY identifier	c:m		

Table F.38 (continued)

Index	Notification type template label	Value of object identifier for notification type	Constraints and values	Status	Support		Additional information	Subindex	Notification field name label	Value of object identifier of attribute type associated with field	Constraints and values	Status	Support	Additional information
					Con- firmed	Non-con- firmed								
3	“CCITT Rec. X.721 (1992) ISO/IEC 10165-2:1992”: objectDeletion	{2 9 3 2 10 7}		m			calledNSAPAddress-PAR calledTSelector-PAR callingNSAPAddress-PAR callingTSelector-PAR connectionDirection-PAR maxTPDUSize-PAR networkConnectionIDs-PAR objectDeletionCause protocolClasses-PAR respondingNSAPAddress-PAR transportConnectionName	3.1	ObjectInfo		Information Syntax SEQUENCE	m		

Table F.38 (concluded)

Index	Notification type template label	Value of object identifier for notification type	Constraints and values	Status	Support		Additional information	Subindex	Notification field name label	Value of object identifier of attribute type associated with field	Constraints and values	Status	Support	Additional information
					Con- firmed	Non-con- firmed								
								3.1.1	sourceIndicator	{2 9 3 2 7 26}	ENUMERATED	o		
								3.1.2	attributeList	{2 9 3 2 7 9}	SET OF Attribute	o		
								3.1.3	notificationIdentifier	{2 9 3 2 7 16}	INTEGER	o		
								3.1.4	correlatedNotifications	{2 9 3 2 7 12}	SET OF SEQUENCE	o		
								3.1.4.1	correlatedNotifications	{2 9 3 2 7 12}	SET OF INTEGER	c:m		
								3.1.4.2	sourceObjectInst	–	ObjectInstance	c:o		
								3.1.5	additionalText	{2 9 3 2 7 7}	GraphicString	o		
								3.1.6	additionalInformation	{2 9 3 2 7 6}	SET OF SEQUENCE	o		
								3.1.6.1	identifier	–	OBJECT IDENTIFIER	c:m		
								3.1.6.2	significance	–	BOOLEAN	c:o		
								3.1.6.3	information	–	ANY DEFINED BY identifier	c:m		

F.7.6 Parameters

See Table F.39.

Table F.39 – transportConnection Parameter support

Index	Parameter template label	Value of object identifier for parameter	Constraints and values	Status	Support	Additional information
1	calledNSAPAddress-PAR	(Not registered)	EVENT-INFO communicationsInformation	m		
2	calledTSelector-PAR	(Not registered)	EVENT-INFO communicationsInformation	m		
3	callingNSAPAddress-PAR	(Not registered)	EVENT-INFO communicationsInformation	m		
4	callingTSelector-PAR	(Not registered)	EVENT-INFO communicationsInformation	m		
5	connectionDirection-PAR	(Not registered)	EVENT-INFO communicationsInformation	m		
6	maxTPDUSize-PAR	(Not registered)	EVENT-INFO communicationsInformation	m		
7	networkConnectionIDs-PAR	(Not registered)	EVENT-INFO communicationsInformation	m		
8	protocolClass-PAR	(Not registered)	EVENT-INFO communicationsInformation	m		
9	respondingNSAPAddress-PAR	(Not registered)	EVENT-INFO communicationsInformation	m		
10	transportConnectionName	(Not registered)	EVENT-INFO communicationsInformation	m		
11	calledNSAPAddress-PAR	(Not registered)	EVENT-INFO objectCreation	m		
12	calledTSelector-PAR	(Not registered)	EVENT-INFO objectCreation	m		
13	callingNSAPAddress-PAR	(Not registered)	EVENT-INFO objectCreation	m		
14	callingTSelector-PAR	(Not registered)	EVENT-INFO objectCreation	m		
15	connectionDirection-PAR	(Not registered)	EVENT-INFO objectCreation	m		
16	maxTPDUSize-PAR	(Not registered)	EVENT-INFO objectCreation	m		
17	networkConnectionIDs-PAR	(Not registered)	EVENT-INFO objectCreation	m		
18	protocolClass-PAR	(Not registered)	EVENT-INFO objectCreation	m		
19	respondingNSAPAddress-PAR	(Not registered)	EVENT-INFO objectCreation	m		
20	transportConnectionName	(Not registered)	EVENT-INFO objectCreation	m		
21	calledNSAPAddress-PAR	(Not registered)	EVENT-INFO objectDeletion	m		
22	calledTSelector-PAR	(Not registered)	EVENT-INFO objectDeletion	m		
23	callingNSAPAddress-PAR	(Not registered)	EVENT-INFO objectDeletion	m		
24	callingTSelector-PAR	(Not registered)	EVENT-INFO objectDeletion	m		
25	connectionDirection-PAR	(Not registered)	EVENT-INFO objectDeletion	m		
26	maxTPDUSize-PAR	(Not registered)	EVENT-INFO objectDeletion	m		
27	networkConnectionIDs-PAR	(Not registered)	EVENT-INFO objectDeletion	m		
28	objectDeletionCause	{2 14 0 5 6}	EVENT-INFO objectDeletion	m		
29	protocolClass-PAR	(Not registered)	EVENT-INFO objectDeletion	m		
30	respondingNSAPAddress-PAR	(Not registered)	EVENT-INFO objectDeletion	m		
31	transportConnectionName	(Not registered)	EVENT-INFO objectDeletion	m		

F.8 The transport connection initial values managed object

F.8.1 Statement of conformance to the managed object class

See Table F.40.

Table F.40 – transportConnectionIVMO Managed object class support

Index	Managed object class template label	Value of object identifier for class	Support of all mandatory features? (Y/N)	Is the actual class the same as the managed object class to which conformance is claimed? (Y/N)
1	transportConnectionIVMO	{2 14 0 3 6}		

If the answer to the actual class question in Table F.40 is No, the supplier of the implementation shall fill in the actual class support Table F.41.

Table F.41 – transportConnectionIVMO Actual class support

Index	Managed object class template for actual class	Value of object identifier for managed object class definition of actual class	Additional information

F.8.2 Packages

The supplier of the implementation shall state whether or not the packages specified by this managed object of this class are supported, in Table F.42.

Table F.42 – transportConnectionIVMO Package support

Index	Package template label	Value of object identifier for package	Constraints and values	Status	Support	Additional information
1	“CCITT Rec. X.721 (1992) ISO/IEC 10165-2:1992”: allomorphicPackage	{2 9 3 2 4 17}	“if an object supports allomorhism”	c78		
2	“CCITT Rec. X.721 (1992) ISO/IEC 10165-2:1992”: packagesPackage	{2 9 3 2 4 16}	“any registered package, other than this package has been instantiated”	c79		
3	“CCITT Rec. X.721 (1992) ISO/IEC 10165-2:1992”: topPackage		Mandatory	m		
4	transportConnectionIVMO-P		Mandatory	m		
5	transportConnectionIVMOCClass1-P	{2 14 0 4 1}	“Transport Class 1 is implemented”	c80		

Table F.42 (concluded)

Index	Package template label	Value of object identifier for package	Constraints and values	Status	Support	Additional information
6	transportConnectionIV MOClass2-P	{2 14 0 4 2}	“Transport Class 2 is implemented”	c81		
7	transportConnectionIV MOClass3-P	{2 14 0 4 3}	“Transport Class 3 is implemented”	c82		
8	transportConnectionIV MOClass4-P	{2 14 0 4 4}	“Transport Class 4 is implemented”	c83		
c78: if F.40/1b then – else m c79: if F.42/1a or F.42/5a or F.42/6a or F.42/7a or F.42/8a then m else – c80: if F.35/7a then m else o c81: if F.35/8a then m else o c82: if F.35/9a then m else o c83: if F.35/10a then m else o						

F.8.3 Attributes

The supplier of the implementation shall state whether or not the attributes specified by all of the packages instantiated in a managed object of this class are supported, in the Support and Additional information columns of Table F.43. The supplier of the implementation shall indicate support for each of the operations for each attribute supported.

Table F.43 – transportConnectionIVMO Attribute support

Index	Attribute template label	Value of object identifier for attribute	Constraints and values	Set by create		Get		Replace		Add		Remove		Set to default		Additional information
				Status	Support	Status	Support	Status	Support	Status	Support	Status	Support	Status	Support	
1	“CCITT Rec. X.721 (1992) ISO/IEC 10165-2:1992”: allomorphs	{2 9 3 2 7 50}	SET OF ObjectClass	c84		c85		–		–		–		–		
2	checksumNonuse	{2 14 0 7 43}	BOOLEAN	c86		c86		c86		–		–		c86		
3	explicitFlowControl	{2 14 0 7 45}	BOOLEAN	c87		c87		c87		–		–		c87		
4	extendedFormat	{2 14 0 7 41}	BOOLEAN	c86		c86		c86		–		–		c86		
5	inactivityTime	{2 14 0 7 46}	SEQUENCE	c86		c86		c86		–		–		c86		
6	maxTPDUSize	{2 14 0 7 51}	INTEGER	m		m		m		–		–		m		
7	maxTransmissions	{2 14 0 7 52}	INTEGER	c86		c86		c86		–		–		c86		
8	maximumWindow	{2 14 0 7 36}	INTEGER	c86		c86		c86		–		–		c86		
9	“CCITT Rec. X.721 (1992) ISO/IEC 10165-2:1992”: nameBinding	{2 9 3 2 7 63}	OBJECT IDENTIFIER	o		m		x		–		–		x		
10	networkExpeditedData	{2 14 0 7 42}	BOOLEAN	c88		c88		c88		–		–		c88		
11	“CCITT Rec. X.721 (1992) ISO/IEC 10165-2:1992”: objectClass	{2 9 3 2 7 65}	ObjectClass	m		m		x		–		–		x		
12	“CCITT Rec. X.721 (1992) ISO/IEC 10165-2:1992”: packages	{2 9 3 2 7 66}	SET OF OBJECT IDENTIFIER	c89		c90		c91		c91		c91		c91		
13	protocolClasses	{2 14 0 7 26}	SET OF ENUMERATED	m		m		m		c92		c92		m		
14	reassignmentTime	{2 14 0 7 48}	SEQUENCE	c93		c93		c93		–		–		c93		

Table F.43 (concluded)

Index	Attribute template label	Value of object identifier for attribute	Constraints and values	Set by create		Get		Replace		Add		Remove		Set to default		Additional information
				Status	Support	Status	Support	Status	Support	Status	Support	Status	Support	Status	Support	
15	receiptConfirmation	{2 14 0 7 44}	BOOLEAN	c88		c88		c88		–		–		c88		
16	retransmissionTime	{2 14 0 7 49}	SEQUENCE	c86		c86		c86		–		–		c86		
17	transportConnectionIVMOId	{2 14 0 7 25}	GraphicString	o		m		x		–		–		x		
18	transportExpeditedService	{2 14 0 7 65}	BOOLEAN	c86		c86		c86		–		–		c86		
19	windowTimer	{2 14 0 7 50}	SEQUENCE	c86		c86		c86		–		–		c86		
c84: if F.42/1a then o else – c85: if F.42/1a then m else – c86: if F.42/8a then m else – c87: if F.42/6a then m else – c88: if F.42/5a then m else – c89: if F.42/2a then o else – c90: if F.42/2a then m else – c91: if F.42/2a then x else – c92: if F.40/1b then x else – c93: if F.42/7a then m else –																

F.9 The communication information record managed object (see ITU-T Rec. X.723 (1993) | ISO/IEC 10165-5:1994)

F.9.1 Statement of conformance to the managed object class

See Table F.44.

Table F.44 – communicationInformationRecord Managed object class support

Index	Managed object class template label	Value of object identifier for class	Support of all mandatory features? (Y/N)	Is the actual class the same as the managed object class to which conformance is claimed? (Y/N)
1	communicationInformationRecord	{2 9 3 5 4 0}		

If the answer to the actual class question in Table F.44 is No, the supplier of the implementation shall fill in the actual class support Table F.45.

Table F.45 – communicationInformationRecord Actual class support

Index	Managed object class template for actual class	Value of object identifier for managed object class definition of actual class	Additional information

F.9.2 Packages

The supplier of the implementation shall state whether or not the packages specified by this managed object of this class are supported, in Table F.46.

Table F.46 – communicationInformationRecord Package support

Index	Package template label	Value of object identifier for package	Constraints and values	Status	Support	Additional information
1	“CCITT Rec. X.721 (1992) ISO/IEC 10165-2:1992”: allomorphicPackage	{2 9 3 2 4 17}	“if an object supports allomorphism”	c94		
2	“CCITT Rec. X.721 (1992) ISO/IEC 10165-2:1992”: packagesPackage	{2 9 3 2 4 16}	“any registered package, other than this package has been instantiated”	c95		
3	“CCITT Rec. X.721 (1992) ISO/IEC 10165-2:1992”: topPackage		Mandatory	m		
4	logRecordPackage		Mandatory	m		
5	eventLogRecordPackage		Mandatory	m		
6	eventTimePackage	{2 9 3 2 4 11}	“the event time parameter was present in the received event report”	o		

Table F.46 (concluded)

Index	Package template label	Value of object identifier for package	Constraints and values	Status	Support	Additional information
7	notificationIdentifierPackage	{2 9 3 2 4 24}	“the notification identifier parameter is present in the notification or event report corresponding to the instance of an event record or an instance of its subclasses”	o		
8	correlatedNotificationsPackage	{2 9 3 2 4 23}	“the correlatedNotifications parameter is present in the notification or event report corresponding to the instance of an event record or an instance of its subclasses”	o		
9	additionalTextPackage	{2 9 3 2 4 19}	“the Additional text parameter is present in the notification or report corresponding to the instance of event record or an instance of its subclasses”	o		
10	additionalInformationPackage	{2 9 3 2 4 18}	“the Additional information parameter is present in the notification or report corresponding to the instance of event record or an instance of its subclasses”	o		
11	communicationInformationRecordP1		Mandatory	m		
12	informationDataPackage	{2 14 0 4 1}	“the informationData parameter is present in the communicationsInformation event report corresponding to the instance of communicationsInformationRecord”	o		
c94: if F.44/1b then – else m						
c95: if F.46/2a or F.46/6a or F.46/7a or F.46/8a or F.46/9a or F.46/10a or F.46/12a then m else –						

F.9.3 Attributes

The supplier of the implementation shall state whether or not the attributes specified by all of the packages instantiated in a managed object of this class are supported, in the Support and Additional information columns of Table F.47. The supplier of the implementation shall indicate support for each of the operations for each attribute supported.

Table F.47 – communicationInformationRecord Attribute support

Index	Attribute template label	Value of object identifier for attribute	Constraints and values	Set by create		Get		Replace		Add		Remove		Set to default		Additional information
				Status	Support	Status	Support	Status	Support	Status	Support	Status	Support	Status	Support	
1	“CCITT Rec. X.721 (1992) ISO/IEC 10165-2:1992”: allomorphs	{2 9 3 2 7 50}	SET OF ObjectClass	c96		c97		–		–		–		–		
2	“CCITT Rec. X.721 (1992) ISO/IEC 10165-2:1992”: nameBinding	{2 9 3 2 7 63}	OBJECT IDENTIFIER	x		m		x		–		–		–		
3	“CCITT Rec. X.721 (1992) ISO/IEC 10165-2:1992”: objectClass	{2 9 3 2 7 65}	ObjectClass	x		m		x		–		–		–		
4	“CCITT Rec. X.721 (1992) ISO/IEC 10165-2:1992”: packages	{2 9 3 2 7 66}	SET OF OBJECT IDENTIFIER	c98		c99		c98		c98		c98		–		
5	“CCITT Rec. X.721 (1992) ISO/IEC 10165-2:1992”: logRecordId	{2 9 3 2 7 3}		x		m		x		–		–		–		
6	“CCITT Rec. X.721 (1992) ISO/IEC 10165-2:1992”: loggingTime	{2 9 3 2 7 59}		x		m		x		–		–		–		
7	“CCITT Rec. X.721 (1992) ISO/IEC 10165-2:1992”: managedObjectClass	{2 9 3 2 7 60}		x		m		x		–		–		–		
8	“CCITT Rec. X.721 (1992) ISO/IEC 10165-2:1992”: managedObjectInstance	{2 9 3 2 7 61}		x		m		x		–		–		–		
9	“CCITT Rec. X.721 (1992) ISO/IEC 10165-2:1992”: eventType	{2 9 3 2 7 14}		x		m		x		–		–		–		
10	“CCITT Rec. X.721 (1992) ISO/IEC 10165-2:1992”: eventTime	{2 9 3 2 7 13}		c100		c101		c100		–		–		–		

Table F.47 (concluded)

Index	Attribute template label	Value of object identifier for attribute	Constraints and values	Set by create		Get		Replace		Add		Remove		Set to default		Additional information
				Status	Support	Status	Support	Status	Support	Status	Support	Status	Support	Status	Support	
11	“CCITT Rec. X.721 (1992) ISO/IEC 10165-2:1992”: notificationIdentifier	{2 9 3 2 7 16}		c102		c103		c102		–		–		–		
12	“CCITT Rec. X.721 (1992) ISO/IEC 10165-2:1992”: correlatedNotifications	{2 9 3 2 7 12}		c104		c105		c104		–		–		–		
13	“CCITT Rec. X.721 (1992) ISO/IEC 10165-2:1992”: additionalText	{2 9 3 2 7 7}		c106		c107		c106		–		–		–		
14	“CCITT Rec. X.721 (1992) ISO/IEC 10165-2:1992”: additionalInformation	{2 9 3 2 7 6}		c108		c109		c108		–		–		–		
15	informationType	{2 14 0 7 43}		x		m		x		–		–		–		
16	informationData	{2 14 0 7 45}		c110		c111		c110		c110		c110		–		
c96: if F.46/1a then x else – c97: if F.46/1a then m else – c98: if F.46/2a then x else – c99: if F.46/2a then m else – c100: if F.46/6a then m else – c101: if F.46/6a then x else – c102: if F.46/7a then m else – c103: if F.46/7a then x else – c104: if F.46/8a then m else – c105: if F.46/8a then x else – c106: if F.46/9a then m else – c107: if F.46/9a then x else – c108: if F.46/10a then m else – c109: if F.46/10a then x else – c110: if F.46/12a then x else – c111: if F.46/12a then m else –																

F.10 The NCMS protocol machine managed object

F.10.1 Statement of conformance to the managed object class

See Table F.48.

Table F.48 – ncmsPM Managed object class support

Index	Managed object class template label	Value of object identifier for class	Support of all mandatory features? (Y/N)	Is the actual class the same as the managed object class to which conformance is claimed? (Y/N)
1	ncmsPM	{2 14 0 3 8}		

If the answer to the actual class question in Table F.48 is No, the supplier of the implementation shall fill in the actual class support Table F.49.

Table F.49 – ncmsPM Actual class support

Index	Managed object class template for actual class	Value of object identifier for managed object class definition of actual class	Additional information

F.10.2 Packages

The supplier of the implementation shall state whether or not the packages specified by this managed object of this class are supported, in Table F.50.

Table F.50 – ncmsPM Package support

Index	Package template label	Value of object identifier for package	Constraints and values	Status	Support	Additional information
1	“CCITT Rec. X.721 (1992) ISO/IEC 10165-2:1992”: allomorphicPackage	{2 9 3 2 4 17}	“if an object supports allomorphism”	c112		
2	ncmsPM-P		Mandatory	m		
3	“CCITT Rec. X.721 (1992) ISO/IEC 10165-2:1992”: packagesPackage	{2 9 3 2 4 16}	“any registered package, other than this package has been instantiated”	c113		
4	“CCITT Rec. X.721 (1992) ISO/IEC 10165-2:1992”: topPackage		Mandatory	m		
c112: if F.48/1b then – else m						
c113: if F.50/1a then m else –						

F.10.3 Attributes

The supplier of the implementation shall state whether or not the attributes specified by all of the packages instantiated in a managed object of this class are supported, in the Support and Additional information columns of Table F.51. The supplier of the implementation shall indicate support for each of the operations for each attribute supported.

Table F.51 – ncmsPM Attribute support

Index	Attribute template label	Value of object identifier for attribute	Constraints and values	Set by create		Get		Replace		Add		Remove		Set to default		Additional information
				Status	Support	Status	Support	Status	Support	Status	Support	Status	Support	Status	Support	
1	“CCITT Rec. X.721 (1992) ISO/IEC 10165-2:1992”: administrativeState	{2 9 3 2 7 31}	ENUMERATED	c114		m		m		–		–		c115		
2	“CCITT Rec. X.721 (1992) ISO/IEC 10165-2:1992”: allomorphs	{2 9 3 2 7 50}	SET OF ObjectClass	c116		c117		–		–		–		–		
3	ncmsPMId	{2 14 0 7 67}	GraphicString	c118		m		x		–		–		x		
4	“CCITT Rec. X.721 (1992) ISO/IEC 10165-2:1992”: nameBinding	{2 9 3 2 7 63}	OBJECT IDENTIFIER	c118		m		x		–		–		x		
5	“CCITT Rec. X.721 (1992) ISO/IEC 10165-2:1992”: objectClass	{2 9 3 2 7 65}	ObjectClass	c114		m		x		–		–		x		
6	“CCITT Rec. X.721 (1992) ISO/IEC 10165-2:1992”: operationalState	{2 9 3 2 7 35}	ENUMERATED	x		m		x		–		–		x		
7	“CCITT Rec. X.721 (1992) ISO/IEC 10165-2:1992”: packages	{2 9 3 2 7 66}	SET OF OBJECT IDENTIFIER	c119		c120		c121		c121		c121		c121		
c114: if G.1/19a then m else x c115: if F.48/1b then x else – c116: if F.50/1a then (if G.1/19a then o else x) else – c117: if F.50/1a then m else – c118: if G.1/19a then o else x c119: if F.50/3a then (if G.1/19a then o else x) else – c120: if F.50/3a then m else – c121: if F.50/3a then x else –																

F.10.4 Notifications

See Table F.52.

Table F.52 – ncmsPM Notification support

Index	Notification type template label	Value of object identifier for notification type	Constraints and values	Status	Support		Additional information	Subindex	Notification field name label	Value of object identifier of attribute type associated with field	Constraints and values	Status	Support	Additional information
					Con- firmed	Non-con- firmed								
1	"ITU-T Rec. X.723 (1993) ISO/IEC 10165-5:1994": communicationsInformation	{2 9 3 5 10 0}		m			ncmsPMPD UHeader ncmsPMSou rceAddress	1.1	Communicatio nsInformation		Information Syntax SEQUENCE	m		
								1.1.1	informatio nType	{2 9 3 5 7 5}	OBJECT IDENTIFIER	m		
								1.1.2	informatio nData	{2 9 3 5 7 4}	SET OF SEQUENCE	o		
								1.1.2.1	identifier	–	OBJECT IDENTIFIER	c:m		
								1.1.2.2	significance	–	BOOLEAN	c:o		
								1.1.2.3	information	–	ANY DEFINED BY identifier	c:m		
2	"CCITT Rec. X.721 (1992) ISO/IEC 10165-2:1992": objectCreation	{2 9 3 2 10 6}		m				2.1	ObjectInfo		Information Syntax SEQUENCE	m		
								2.1.1	sourceIndicator	{2 9 3 2 7 26}	ENUMERATED	o		
								2.1.2	attributeList	{2 9 3 2 7 9}	SET OF Attribute	o		
								2.1.3	notificationIde ntifier	{2 9 3 2 7 16}	INTEGER	o		
								2.1.4	correlatedNotif ications	{2 9 3 2 7 12}	SET OF SEQUENCE	o		
								2.1.4.1	correlatedNotifi cations	{2 9 3 2 7 12}	SET OF INTEGER	c:m		
								2.1.4.2	sourceObjectIn st	–	ObjectInstance	c:o		

Table F.52 (continued)

Index	Notification type template label	Value of object identifier for notification type	Constraints and values	Status	Support		Additional information	Subindex	Notification field name label	Value of object identifier of attribute type associated with field	Constraints and values	Status	Support	Additional information
					Con- firmed	Non-con- firmed								
								2.1.5	additionalText	{2 9 3 2 7 7}	GraphicString	o		
								2.1.6	additionalInform ation	{2 9 3 2 7 6}	SET OF SEQUENCE	o		
								2.1.6.1	identifier	–	OBJECT IDENTIFIER	c:m		
								2.1.6.2	significance	–	BOOLEAN	c:o		
								2.1.6.3	information	–	ANY DEFINED BY identifier	c:m		
3	“CCITT Rec. X.721 (1992) ISO/IEC 10165-2:1992”: objectDeletion	{2 9 3 2 10 7}		m				3.1	ObjectInfo		Information Syntax SEQUENCE	m		
								3.1.1	sourceIndicator	{2 9 3 2 7 26}	ENUMERATED	o		
								3.1.2	attributeList	{2 9 3 2 7 9}	SET OF Attribute	o		
								3.1.3	notificationIde ntifier	{2 9 3 2 7 16}	INTEGER	o		
								3.1.4	correlatedNotific ations	{2 9 3 2 7 12}	SET OF SEQUENCE	o		
								3.1.4.1	correlatedNotific ations	{2 9 3 2 7 12}	SET OF INTEGER	c:m		
								3.1.4.2	sourceObjectIn st	–	ObjectInstance	c:o		
								3.1.5	additionalText	{2 9 3 2 7 7}	GraphicString	o		
								3.1.6	additionalInfom ation	{2 9 3 2 7 6}	SET OF SEQUENCE	o		
								3.1.6.1	identifier	–	OBJECT IDENTIFIER	c:m		
								3.1.6.2	significance	–	BOOLEAN	c:o		
								3.1.6.3	information	–	ANY DEFINED BY identifier	c:m		

Table F.52 (concluded)

Index	Notification type template label	Value of object identifier for notification type	Constraints and values	Status	Support		Additional information	Subindex	Notification field name label	Value of object identifier of attribute type associated with field	Constraints and values	Status	Support	Additional information
					Con- firmed	Non-con- firmed								
4	"CCITT Rec. X.721 (1992) ISO/IEC 10165-2:1992": stateChange	{2 9 3 2 10 14}		m				4.1	StateChangeInfo		Information Syntax SEQUENCE	m		
								4.1.1	sourceIndicator	{2 9 3 2 7 26}	ENUMERATED	o		
								4.1.2	attributeIdentifierList	{2 9 3 2 7 8}	SET OF AttributeId	o		
								4.1.3	stateChangeDefinition	{2 9 3 2 7 28}	SET OF SEQUENCE	m		
								4.1.3.1	attributeID	–	AttributeId	m		
								4.1.3.2	oldAttributeValue	–	ANY DEFINED BY attributeID	o		
								4.1.3.3	newAttributeValue	–	ANY DEFINED BY attributeID	m		
								4.1.4	notificationIdentifier	{2 9 3 2 7 16}	INTEGER	o		
								4.1.5	correlatedNotifications	{2 9 3 2 7 12}	SET OF SEQUENCE	o		
								4.1.5.1	correlatedNotifications	{2 9 3 2 7 12}	SET OF INTEGER	c:m		
								4.1.5.2	sourceObjectInstance	–	ObjectInstance	c:o		
								4.1.6	additionalText	{2 9 3 2 7 7}	GraphicString	o		
								4.1.7	additionalInformation	{2 9 3 2 7 6}	SET OF SEQUENCE	o		
								4.1.7.1	identifier	–	OBJECT IDENTIFIER	c:m		
								4.1.7.2	significance	–	BOOLEAN	c:o		
4.1.7.3	information	–	ANY DEFINED BY identifier	c:m										

F.10.5 Actions

See Table F.53.

Table F.53 – ncmsPM Action support

Index	Action type template label	Value of object identifier for action type	Constraints and values	Status	Support	Additional information	Subindex	Action field name label	Constraints and values	Status	Support	Additional information
1	“ITU-T Rec. X.723 (1993) ISO/IEC 10165-5:1994”: activate	{2 9 3 5 9 0}		m			1.1	ActionInfo	Information Syntax SET OF SEQUENCE	m		
							1.1.1	identifier	OBJECT IDENTIFIER	m		
							1.1.2	significance	BOOLEAN	o		
							1.1.3	information	ANY DEFINED BY identifier	m		
							1.2	ActionReply	Reply Syntax SET OF SEQUENCE	m		
							1.2.1	identifier	OBJECT IDENTIFIER	m		
							1.2.2	significance	BOOLEAN	o		
1.2.3	information	ANY DEFINED BY identifier	m									
2	“ITU-T Rec. X.723 (1993) ISO/IEC 10165-5:1994”: deactivate	{2 9 3 5 9 1}		m			2.1	ActionInfo	Information Syntax SET OF SEQUENCE	m		
							2.1.1	identifier	OBJECT IDENTIFIER	m		
							2.1.2	significance	BOOLEAN	o		
							2.1.3	information	ANY DEFINED BY identifier	m		
							2.2	ActionReply	Reply Syntax SET OF SEQUENCE	m		
							2.2.1	identifier	OBJECT IDENTIFIER	m		
							2.2.2	significance	BOOLEAN	o		
2.2.3	information	ANY DEFINED BY identifier	m									

F.10.6 Parameters

See Table F.54.

Table F.54 – ncmsPM Parameter support

Index	Parameter template label	Value of object identifier for parameter	Constraints and values	Status	Support	Additional information
1	ncmsPMPDUHeader	{2 14 0 5 8}	EVENT-INFO communicationsInformation	m		
2	ncmsPMSourceAddress	{2 14 0 5 9}	EVENT-INFO communicationsInformation	m		

F.11 The network connection control managed object

F.11.1 Statement of conformance to the managed object class

See Table F.55.

Table F.55 – ncc Managed object class support

Index	Managed object class template label	Value of object identifier for class	Support of all mandatory features? (Y/N)	Is the actual class the same as the managed object class to which conformance is claimed? (Y/N)
1	ncc	{2 14 0 3 9}		

If the answer to the actual class question in Table F.55 is No, the supplier of the implementation shall fill in the actual class support Table F.56.

Table F.56 – ncc Actual class support

Index	Managed object class template for actual class	Value of object identifier for managed object class definition of actual class	Additional information

F.11.2 Packages

The supplier of the implementation shall state whether or not the packages specified by this managed object of this class are supported, in Table F.57.

Table F.57 – ncc Package support

Index	Package template label	Value of object identifier for package	Constraints and values	Status	Support	Additional information
1	“CCITT Rec. X.721 (1992) ISO/IEC 10165-2:1992”: allomorphicPackage	{2 9 3 2 4 17}	“if an object supports allomorphism”	c122		
2	“CCITT Rec. X.721 (1992) ISO/IEC 10165-2:1992”: packagesPackage	{2 9 3 2 4 16}	“any registered package, other than this package has been instantiated”	c123		
3	“CCITT Rec. X.721 (1992) ISO/IEC 10165-2:1992”: topPackage		Mandatory	m		
4	ncc-P		Mandatory	m		
c122: if F.55/1b then – else m						
c123: if F.57/1a then m else –						

F.11.3 Attributes

The supplier of the implementation shall state whether or not the attributes specified by all of the packages instantiated in a managed object of this class are supported, in the Support and Additional information columns of Table F.58. The supplier of the implementation shall indicate support for each of the operations for each attribute supported.

Table F.58 – ncc Attribute support

Index	Attribute template label	Value of object identifier for attribute	Constraints and values	Set by create		Get		Replace		Add		Remove		Set to default		Additional information
				Status	Support	Status	Support	Status	Support	Status	Support	Status	Support	Status	Support	
1	“CCITT Rec. X.721 (1992) ISO/IEC 10165-2:1992”: allomorphs	{2 9 3 2 7 50}	SET OF ObjectClass	c124		c125		–		–		–		–		
2	nccId	{2 14 0 7 68}	GraphicString	o		m		x		–		–		x		
3	“CCITT Rec. X.721 (1992) ISO/IEC 10165-2:1992”: nameBinding	{2 9 3 2 7 63}	OBJECT IDENTIFIER	o		m		x		–		–		x		
4	ncc-COL	{2 14 0 7 70}	ENUMERATED	c126		m		c126		–		–		c126		
5	nc-REC	{2 14 0 7 72}	ENUMERATED	c126		m		c126		–		–		c126		
6	nc-REF	{2 14 0 7 73}	INTEGER	c126		m		c126		–		–		c126		
7	nc-PREF	{2 14 0 7 71}	ENUMERATED	c126		m		c126		–		–		c126		
8	nc-Right	{2 14 0 7 75}	ENUMERATED	c126		m		c126		–		–		c126		
9	ncRecoveries	{2 14 0 7 74}	INTEGER	c126		m		c126		–		–		c126		
10	“CCITT Rec. X.721 (1992) ISO/IEC 10165-2:1992”: objectClass	{2 9 3 2 7 65}	ObjectClass	m		m		x		–		–		x		
11	“CCITT Rec. X.721 (1992) ISO/IEC 10165-2:1992”: packages	{2 9 3 2 7 66}	SET OF OBJECT IDENTIFIER	c127		c128		c129		c129		c129		c129		
12	ttrNCTime	{2 14 0 7 79}	SEQUENCE	c126		m		c126		–		–		c126		
13	tpdNCTime	{2 14 0 7 78}	SEQUENCE	c126		m		c126		–		–		c126		
14	tfrNCTime	{2 14 0 7 77}	SEQUENCE	c126		m		c126		–		–		c126		
15	sourceOfAllocation	{2 14 0 7 76}	ENUMERATED	c126		m		c126		–		–		c126		
16	“ITU-T Rec. X.723 (1993) ISO/IEC 10165-5:1994”: underlyingConnectionNames	{2 9 3 5 7 14}	SET OF ObjectInstance	c126		m		c126		c126		c126		c126		

c124: if F.57/1a then o else –
 c125: if F.57/1a then m else –
 c126: if F.55/1b then x else –
 c127: if F.57/2a then o else –
 c128: if F.57/2a then m else –
 c129: if F.57/2a then x else –

F.11.4 Notifications

See Table F.59.

Table F.59 – ncc Notification support

Index	Notification type template label	Value of object identifier for notification type	Constraints and values	Status	Support		Additional information	Subindex	Notification field name label	Value of object identifier of attribute type associated with field	Constraints and values	Status	Support	Additional information	
					Con- firmed	Non-con- firmed									
1	"CCITT Rec. X.721 (1992) ISO/IEC 10165-2:1992": objectCreation	{2 9 3 2 10 6}		m				1.1	ObjectInfo		Information Syntax SEQUENCE	m			
								1.1.1	sourceIndicator	{2 9 3 2 7 26}	ENUMERATED	o			
								1.1.2	attributeList	{2 9 3 2 7 9}	SET OF Attribute	o			
								1.1.3	notificationIdentifier	{2 9 3 2 7 16}	INTEGER	o			
								1.1.4	correlatedNotifications	{2 9 3 2 7 12}	SET OF SEQUENCE	o			
								1.1.4.1	correlatedNotifications	{2 9 3 2 7 12}	SET OF INTEGER	c:m			
								1.1.4.2	sourceObjectInst	–	ObjectInstance	c:o			
								1.1.5	additionalText	{2 9 3 2 7 7}	GraphicString	o			
								1.1.6	additionalInformation	{2 9 3 2 7 6}	SET OF SEQUENCE	o			
								1.1.6.1	identifier	–	OBJECT IDENTIFIER	c:m			
								1.1.6.2	significance	–	BOOLEAN	c:o			
1.1.6.3	information	–	ANY DEFINED BY identifier	c:m											

Table F.59 (concluded)

Index	Notification type template label	Value of object identifier for notification type	Constraints and values	Status	Support		Additional information	Subindex	Notification field name label	Value of object identifier of attribute type associated with field	Constraints and values	Status	Support	Additional information
					Con- firmed	Non-con- firmed								
2	"CCITT Rec. X.721 (1992) ISO/IEC 10165-2:1992": objectDeletion	{2 9 3 2 10 7}		m				2.1	ObjectInfo		Information Syntax SEQUENCE	m		
								2.1.1	sourceIndicator	{2 9 3 2 7 26}	ENUMERATED	o		
								2.1.2	attributeList	{2 9 3 2 7 9}	SET OF Attribute	o		
								2.1.3	notificationIdentifier	{2 9 3 2 7 16}	INTEGER	o		
								2.1.4	correlatedNotifications	{2 9 3 2 7 12}	SET OF SEQUENCE	o		
								2.1.4.1	correlatedNotifications	{2 9 3 2 7 12}	SET OF INTEGER	c:m		
								2.1.4.2	sourceObjectInst	–	ObjectInstance	c:o		
								2.1.5	additionalText	{2 9 3 2 7 7}	GraphicString	o		
								2.1.6	additionalInformation	{2 9 3 2 7 6}	SET OF SEQUENCE	o		
								2.1.6.1	identifier	–	OBJECT IDENTIFIER	c:m		
								2.1.6.2	significance	–	BOOLEAN	c:o		
								2.1.6.3	information	–	ANY DEFINED BY identifier	c:m		

F.12 The network connection control initial value managed object

F.12.1 Statement of conformance to the managed object class

See Table F.60.

Table F.60 – nccIVMO Managed object class support

Index	Managed object class template label	Value of object identifier for class	Support of all mandatory features? (Y/N)	Is the actual class the same as the managed object class to which conformance is claimed? (Y/N)
1	nccIVMO	{2 14 0 3 10}		

If the answer to the actual class question in Table F.60 is No, the supplier of the implementation shall fill in the actual class support Table F.61.

Table F.61 – nccIVMO Actual class support

Index	Managed object class template for actual class	Value of object identifier for managed object class definition of actual class	Additional information

F.12.2 Packages

The supplier of the implementation shall state whether or not the packages specified by this managed object of this class are supported, in Table F.62.

Table F.62 – nccIVMO Package support

Index	Package template label	Value of object identifier for package	Constraints and values	Status	Support	Additional information
1	“CCITT Rec. X.721 (1992) ISO/IEC 10165-2:1992”: allomorphicPackage	{2 9 3 2 4 17}	“if an object supports allomorphism”	c130		
2	“CCITT Rec. X.721 (1992) ISO/IEC 10165-2:1992”: packagesPackage	{2 9 3 2 4 16}	“any registered package, other than this package has been instantiated”	c131		
3	“CCITT Rec. X.721 (1992) ISO/IEC 10165-2:1992”: topPackage		Mandatory	m		
4	nccIVMO-P		Mandatory	m		
c130: if F.60/1b then – else m c131: if F.62/1a then m else –						

F.12.3 Attributes

The supplier of the implementation shall state whether or not the attributes specified by all of the packages instantiated in a managed object of this class are supported, in the Support and Additional information columns of Table F.63. The supplier of the implementation shall indicate support for each of the operations for each attribute supported.

Table F.63 – nccIVMO Attribute support

Index	Attribute template label	Value of object identifier for attribute	Constraints and values	Set by create		Get		Replace		Add		Remove		Set to default		Additional information
				Status	Support	Status	Support	Status	Support	Status	Support	Status	Support	Status	Support	
1	“CCITT Rec. X.721 (1992) ISO/IEC 10165-2:1992”: allomorphs	{2 9 3 2 7 50}	SET OF ObjectClass	c132		c133		–		–		–		–		
2	nccIVMOId	{2 14 0 7 69}	GraphicString	o		m		x		–		–		x		
3	“CCITT Rec. X.721 (1992) ISO/IEC 10165-2:1992”: nameBinding	{2 9 3 2 7 63}	OBJECT IDENTIFIER	o		m		x		–		–		x		
4	ncc-COL	{2 14 0 7 70}	ENUMERATED	m		m		m		–		–		m		
5	nc-REC	{2 14 0 7 72}	ENUMERATED	m		m		m		–		–		m		
6	nc-PREF	{2 14 0 7 71}	ENUMERATED	m		m		m		–		–		m		
7	nc-Right	{2 14 0 7 75}	ENUMERATED	m		m		m		–		–		m		
8	“CCITT Rec. X.721 (1992) ISO/IEC 10165-2:1992”: objectClass	{2 9 3 2 7 65}	ObjectClass	m		m		x		–		–		x		
9	“CCITT Rec. X.721 (1992) ISO/IEC 10165-2:1992”: packages	{2 9 3 2 7 66}	SET OF OBJECT IDENTIFIER	c134		c135		c136		c136		c136		c136		
10	ttrNCTime	{2 14 0 7 79}	SEQUENCE	m		m		m		–		–		m		
11	tpdNCTime	{2 14 0 7 78}	SEQUENCE	m		m		m		–		–		m		
12	tfrNCTime	{2 14 0 7 77}	SEQUENCE	m		m		m		–		–		m		
c132: if F.62/1a then o else – c133: if F.62/1a then m else – c134: if F.62/2a then o else – c135: if F.62/2a then m else – c136: if F.62/2a then x else –																

Annexo G⁷⁾**Formulario de MRCS para vinculación de nombre**

(Este anexo es parte integrante de esta Recomendación | Norma Internacional)

G.1 Introduction

The purpose of this MRCS proforma for name bindings is to provide a mechanism for a supplier which claims conformance to a name binding to provide conformance information in a standard form.

G.2 Instructions for completing the MRCS proforma for name binding to produce a MRCS⁸⁾

The supplier of the implementation shall state which items are supported in the tables below and if necessary provide additional information.

⁷⁾ **Comunicado sobre derechos de autor del formulario de MRCS**

Los usuarios de esta Recomendación | Norma Internacional pueden reproducir libremente el formulario de MRCS de este anexo a fin de que pueda ser utilizado para los fines previstos, y pueden además publicar el MRCS cumplimentado.

⁸⁾ En la Rec. UIT-T X.724 | ISO/CEI 10165-6 se especifican las instrucciones para rellenar el formulario de MRCS.

G.3 Statement of conformance to the name binding

See Table G.1.

Table G.1 – Name Binding support

Index	Name binding template label	Value of object identifier for name binding	Constraints and values	Status	Support	Additional information	Subindex	Operation	Constraints and values	Status	Support	Additional information
1	transportSubsystem-system	{2 14 0 6 1}	Superior class: “CCITT Rec. X.721 (1992) ISO/IEC 10165-2:1992”: system AND SUBCLASSES	o			1.1	Create support		x		
							1.1.1	Create with reference object		–		
							1.1.2	Create with automatic instance naming		–		
							1.2	Delete support		x		
							1.2.1	Delete only if no contained objects		–		
							1.2.2	Delete contained objects		–		
2	“ITU-T Rec. X.723 (1993) ISO/IEC 10165-5:1994”: subsystem-system	{2 9 3 5 6 6}	Superior class: “CCITT Rec. X.721 (1992) ISO/IEC 10165-2:1992”: system AND SUBCLASSES	o			2.1	Create support		x		
							2.1.2	Create with reference object		–		
							2.1.3	Create with automatic instance naming		–		
							2.2	Delete support		x		
							2.2.1	Delete only if no contained objects		–		
							2.2.2	Delete contained objects		–		
3	transportEntity-transportSubsystem-Automatic	{2 14 0 6 11}	Superior class: transportSubsystem AND SUBCLASSES	o			3.1	Create support		x		
							3.1.2	Create with reference object		–		
							3.1.2	Create with automatic instance naming		–		
							3.2	Delete support		x		
							3.2.1	Delete only if no contained objects		–		
							3.2.2	Delete contained objects		–		

Table G.1 (continued)

Index	Name binding template label	Value of object identifier for name binding	Constraints and values	Status	Support	Additional information	Subindex	Operation	Constraints and values	Status	Support	Additional information
4	transportEntity-transportSubsystem-Management	{2 14 0 6 12}	Superior class: transportSubsystem AND SUBCLASSES	o			4.1	Create support		m		
							4.1.1	Create with reference object		–		
							4.1.2	Create with automatic instance naming		–		
							4.2	Delete support		m		
							4.2.1	Delete only if no contained objects		–		
							4.2.2	Delete contained objects		–		
5	“ITU-T Rec. X.723 (1993) ISO/IEC 10165-5:1994”: communicationsEntity-subsystem	{2 9 3 5 6 1}	Superior class: “UIT-T Rec. X.723 (1993) ISO/IEC 10165-5:1994”: subsystem AND SUBCLASSES	o			5.1	Create support		x		
							5.1.1	Create with reference object		–		
							5.1.2	Create with automatic instance naming		–		
							5.2	Delete support		x		
							5.2.1	Delete only if no contained objects		–		
							5.1.2	Delete contained objects		–		
6	clmodeTPM-transportEntity-Automatic	{2 14 0 6 9}	Superior class: transportEntity AND SUBCLASSES	o			6.1	Create support		x		
							6.1.1	Create with reference object		–		
							6.1.2	Create with automatic instance naming		–		
							6.2	Delete support		x		
							6.2.1	Delete only if no contained objects		–		
							6.2.2	Delete contained objects		–		

Table G.1 (continued)

Index	Name binding template label	Value of object identifier for name binding	Constraints and values	Status	Support	Additional information	Subindex	Operation	Constraints and values	Status	Support	Additional information
7	clmodeTPM-transportEntity-Management	{2 14 0 6 3}	Superior class: transportEntity AND SUBCLASSES	o			7.1	Create support		m		
							7.1.1	Create with reference object		–		
							7.1.2	Create with automatic instance naming		–		
							7.2	Delete support		m		
							7.2.1	Delete only if no contained objects		m		
							7.2.1	Delete contained objects		x		
8	“ITU-T Rec. X.723 (1993) ISO/IEC 10165-5:1994”: clProtocolMachine-entity	{2 9 3 5 6 0}	Superior class: “ITU-T Rec. X.723 (1993) ISO/IEC 10165-5:1994”: communicationsEntity AND SUBCLASSES	o			8.1	Create support		x		
							8.1.1	Create with reference object		–		
							8.1.2	Create with automatic instance naming		–		
							8.2	Delete support		x		
							8.2.1	Delete only if no contained objects		–		
							8.2.2	Delete contained objects		–		
9	comodeTPM-transportEntity-Automatic	{2 14 0 6 10}	Superior class: transportEntity AND SUBCLASSES	o			9.1	Create support		x		
							9.1.1	Create with reference object		–		
							9.1.2	Create with automatic instance naming		–		
							9.2	Delete support		x		
							9.2.1	Delete only if no contained objects		–		
							9.2.2	Delete contained objects		–		

Table G.1 (continued)

Index	Name binding template label	Value of object identifier for name binding	Constraints and values	Status	Support	Additional information	Subindex	Operation	Constraints and values	Status	Support	Additional information
10	comodeTPM-transportEntity-Management	{2 14 0 6 4}	Superior class: transportEntity AND SUBCLASSES	o			10.1	Create support		m		
							10.1.1	Create with reference object		–		
							10.1.2	Create with automatic instance naming		–		
							10.2	Delete support		m		
							10.2.1	Delete only if no contained objects		m		
							10.2.2	Delete contained objects		x		
11	“ITU-T Rec. X.723 (1993) ISO/IEC 10165-5:1994”: coProtocolMachine-entity	{2 9 3 5 6 2}	Superior class: “ITU-T Rec. X.723 (1993) ISO/IEC 10165-5:1994”: communicationsEntity AND SUBCLASSES	o			11.1	Create support		x		
							11.1.1	Create with reference object		–		
							11.1.2	Create with automatic instance naming		–		
							11.2	Delete support		x		
							11.2.1	Delete only if no contained objects		–		
							11.2.2	Delete contained objects		–		
12	tSAP-transportEntity-Automatic	{2 14 0 6 5}	Superior class: transportEntity AND SUBCLASSES	o			12.1	Create support		x		
							12.1.1	Create with reference object		–		
							12.1.2	Create with automatic instance naming		–		
							12.2	Delete support		x		
							12.2.1	Delete only if no contained objects		–		
							12.2.2	Delete contained objects		–		

Table G.1 (continued)

Index	Name binding template label	Value of object identifier for name binding	Constraints and values	Status	Support	Additional information	Subindex	Operation	Constraints and values	Status	Support	Additional information
13	tSAP-transportEntity-Management	{2 14 0 6 6}	Superior class: transportEntity AND SUBCLASSES	o			13.1	Create support		m		
							13.1.1	Create with reference object		–		
							13.1.2	Create with automatic instance naming		–		
							13.2	Delete support		m		
							13.2.1	Delete only if no contained objects		m		
							13.2.2	Delete contained objects		x		
14	“ITU-T Rec. X.723 (1993) ISO/IEC 10165-5:1994”: sap1-communicationsEntity	{2 9 3 5 6 3}	Superior class: “ITU-T Rec. X.723 (1993) ISO/IEC 10165-5:1994”: communicationsEntity AND SUBCLASSES	o			14.1	Create support		x		
							14.1.1	Create with reference object		–		
							14.1.2	Create with automatic instance naming		–		
							14.2	Delete support		x		
							14.2.1	Delete only if no contained objects		–		
							14.2.2	Delete contained objects		–		
15	transportConnection-comodeTPM	{2 14 0 6 8}	Superior class: comodeTPM AND SUBCLASSES	o			15.1	Create support		x		
							15.1.1	Create with reference object		–		
							15.1.2	Create with automatic instance naming		–		
							15.2	Delete support		x		
							15.2.1	Delete only if no contained objects		–		
							15.2.2	Delete contained objects		–		

Table G.1 (continued)

Index	Name binding template label	Value of object identifier for name binding	Constraints and values	Status	Support	Additional information	Subindex	Operation	Constraints and values	Status	Support	Additional information
16	“ITU-T Rec. X.723 (1993) ISO/IEC 10165-5:1994”: singlePeerConnection-coProtocolMachine	{2 9 3 5 6 5}	Superior class: “ITU-T Rec. X.723 (1993) ISO/IEC 10165-5:1994”: coProtocolMachine AND SUBCLASSES	o			16.1	Create support		x		
							16.1.1	Create with reference object		–		
							16.1.2	Create with automatic instance naming		–		
							16.2	Delete support		x		
							16.2.1	Delete only if no contained objects		–		
							16.2.2	Delete contained objects		–		
17	transportConnectionI VMO-comodeTPM	{2 14 0 6 7}	Superior class: comodeTPM AND SUBCLASSES	o			17.1	Create support		m		
							17.1.1	Create with reference object		m		
							17.1.2	Create with automatic instance naming		–		
							17.2	Delete support		m		
							17.2.1	Delete only if no contained objects		m		
							17.2.2	Delete contained objects		x		
18	ncmsPM-transportEntity-Automatic	{2 14 0 6 14}	Superior class: transportEntity AND SUBCLASSES	o			18.1	Create support		x		
							18.1.1	Create with reference object		–		
							18.1.2	Create with automatic instance naming		–		
							18.2	Delete support		x		
							18.2.1	Delete only if no contained objects		–		
							18.2.2	Delete contained objects		–		

Table G.1 (concluded)

Index	Name binding template label	Value of object identifier for name binding	Constraints and values	Status	Support	Additional information	Subindex	Operation	Constraints and values	Status	Support	Additional information
19	ncmsPM-transportEntity-Management	{2 14 0 6 13}	Superior class: transportEntity AND SUBCLASSES	o			19.1	Create support		m		
							19.1.1	Create with reference object		–		
							19.1.2	Create with automatic instance naming		–		
							19.2	Delete support		m		
							19.2.1	Delete only if no contained objects		m		
							19.2.2	Delete contained objects		x		
20	ncc-ncmsPM	{2 14 0 6 15}	Superior class: ncmsPM AND SUBCLASSES	o			20.1	Create support		m		
							20.1.1	Create with reference object		m		
							20.1.2	Create with automatic instance naming		–		
							20.2	Delete support		m		
							20.2.1	Delete only if no contained objects		–		
							20.2.2	Delete contained objects		–		
21	nccIVMO-ncmsPM	{2 14 0 6 16}	Superior class: ncmsPM AND SUBCLASSES	o			21.1	Create support		m		
							21.1.1	Create with reference object		m		
							21.1.2	Create with automatic instance naming		–		
							21.2	Delete support		m		
							21.2.1	Delete only if no contained objects		–		
							21.2.2	Delete contained objects		–		

SERIES DE RECOMENDACIONES DEL UIT-T

Serie A	Organización del trabajo del UIT-T
Serie B	Medios de expresión: definiciones, símbolos, clasificación
Serie C	Estadísticas generales de telecomunicaciones
Serie D	Principios generales de tarificación
Serie E	Explotación general de la red, servicio telefónico, explotación del servicio y factores humanos
Serie F	Servicios de telecomunicación no telefónicos
Serie G	Sistemas y medios de transmisión, sistemas y redes digitales
Serie H	Sistemas audiovisuales y multimedios
Serie I	Red digital de servicios integrados
Serie J	Transmisiones de señales radiofónicas, de televisión y de otras señales multimedios
Serie K	Protección contra las interferencias
Serie L	Construcción, instalación y protección de los cables y otros elementos de planta exterior
Serie M	RGT y mantenimiento de redes: sistemas de transmisión, circuitos telefónicos, telegrafía, facsímil y circuitos arrendados internacionales
Serie N	Mantenimiento: circuitos internacionales para transmisiones radiofónicas y de televisión
Serie O	Especificaciones de los aparatos de medida
Serie P	Calidad de transmisión telefónica, instalaciones telefónicas y redes locales
Serie Q	Conmutación y señalización
Serie R	Transmisión telegráfica
Serie S	Equipos terminales para servicios de telegrafía
Serie T	Terminales para servicios de telemática
Serie U	Conmutación telegráfica
Serie V	Comunicación de datos por la red telefónica
Serie X	Redes de datos y comunicación entre sistemas abiertos
Serie Y	Infraestructura mundial de la información
Serie Z	Lenguajes de programación