

Reemplazada por una versión más reciente



UNIÓN INTERNACIONAL DE TELECOMUNICACIONES

UIT-T

X.283

SECTOR DE NORMALIZACIÓN
DE LAS TELECOMUNICACIONES
DE LA UIT

(11/93)

**REDES DE DATOS Y COMUNICACIONES
ENTRE SISTEMAS ABIERTOS**

**INTERCONEXIÓN DE SISTEMAS ABIERTOS –
OBJETOS GESTIONADOS DE RED**

**ELEMENTOS DE INFORMACIÓN DE GESTIÓN
RELACIONADOS CON LA CAPA DE RED DE
INTERCONEXIÓN DE SISTEMAS ABIERTOS**

Recomendación UIT-T X.283

Reemplazada por una versión más reciente

(Anteriormente «Recomendación del CCITT»)

Reemplazada por una versión más reciente

PREFACIO

El UIT-T (Sector de Normalización de las Telecomunicaciones) es un órgano permanente de la Unión Internacional de Telecomunicaciones (UIT). Este órgano estudia los aspectos técnicos, de explotación y tarifarios y publica Recomendaciones sobre los mismos, con miras a la normalización de las telecomunicaciones en el plano mundial.

La Conferencia Mundial de Normalización de las Telecomunicaciones (CMNT), que se celebra cada cuatro años, establece los temas que han de estudiar las Comisiones de Estudio del UIT-T, que a su vez producen Recomendaciones sobre dichos temas.

La aprobación de Recomendaciones por los Miembros del UIT-T es el objeto del procedimiento establecido en la Resolución N.º 1 de la CMNT (Helsinki, 1 al 12 de marzo de 1993).

La Recomendación UIT-T X.283 ha sido preparada por la Comisión de Estudio 7 del UIT-T y fue aprobada por el procedimiento de la Resolución N.º 1 el 16 de noviembre de 1993.

NOTA

En esta Recomendación, la expresión «Administración» se utiliza para designar, en forma abreviada, tanto una administración de telecomunicaciones como una empresa de explotación reconocida de telecomunicaciones.

© UIT 1994

Es propiedad. Ninguna parte de esta publicación puede reproducirse o utilizarse, de ninguna forma o por ningún medio, sea éste electrónico o mecánico, de fotocopia o de microfilm, sin previa autorización escrita por parte de la UIT.

Reemplazada por una versión más reciente

ÍNDICE

	<i>Página</i>
1 Alcance.....	1
2 Referencias normativas	1
2.1 Recomendaciones del CCITT Normas Internacionales idénticas	1
2.2 Recomendaciones Normas Internacionales de contenido técnico equivalente	2
2.3 Referencias adicionales.....	2
3 Definiciones	3
3.1 Modelo de referencia	3
3.2 Modelo de información.....	3
3.3 Directrices para la definición de objetos gestionados (GDM, <i>guidelines for the definition of managed objects</i>).....	4
3.4 Marco de gestión.....	4
4 Símbolos y abreviaturas	4
5 Elementos de información de gestión de capa de red.....	5
5.1 Jerarquía de objetos gestionados	5
5.2 Plantillas de comportamiento común.....	9
5.3 Objeto gestionado de subsistema de red	11
5.4 Objeto gestionado de entidad de red.....	12
5.5 Objeto gestionado de NSAP	14
5.6 Objeto gestionado de servicio de red en modo sin conexión.....	16
5.7 Objeto gestionado de enlace	23
5.8 Objeto gestionado de servicio de red en modo con conexión.....	34
5.9 Objeto gestionado de conexión de red	36
5.10 PLE X.25 y objetos gestionados conexos	38
5.11 Circuito virtual y objetos gestionados conexos	70
6 Módulos ASN.1.....	87
6.1 Definiciones de identificadores de objetos	87
6.2 Otras definiciones	88
7 Conformidad	92
7.1 Requisitos de conformidad con la Norma ISO 10733	92
7.2 Requisitos de conformidad específicos del protocolo	92
Anexo A – Asignación de identificadores de objetos.....	93
Apéndice I – Descripción abreviada de objetos gestionados.....	100
Apéndice II – Ejemplos de utilización de atributos de relación	122
Índice	127

Reemplazada por una versión más reciente

SUMARIO

En la presente Recomendación se especifica la información de gestión relacionada con las operaciones de la capa de red de OSI, incluidas la definición de clase de objeto gestionado de objetos gestionados de capa de red, la relación de los objetos gestionados y los atributos con el funcionamiento de la capa y con otros objetos y atributos de la capa, y las acciones admisibles en los atributos de objetos gestionados de capa de red.

INTRODUCCIÓN

Esta Recomendación forma parte de un conjunto de Recomendaciones elaboradas para facilitar la interconexión de sistemas abiertos. El conjunto de Recomendaciones abarca los servicios, protocolos e información de gestión requeridos para lograr esa interconexión.

La posición de la presente Recomendación con respecto a otras Recomendaciones conexas es determinada por las capas definidas en el modelo de referencia para la interconexión de sistemas abiertos (véase la Recomendación X.200). La presente Recomendación trata, en particular, de la definición de información de gestión de la capa de red.

Reemplazada por una versión más reciente

Recomendación X.283

ELEMENTOS DE INFORMACIÓN DE GESTIÓN RELACIONADOS CON LA CAPA DE RED DE INTERCONEXION DE SISTEMAS ABIERTOS¹⁾

(Ginebra, 1993)

1 Alcance

En la presente Recomendación se especifica la información de gestión dentro de un sistema abierto relacionado con las operaciones de la capa de red de OSI. La especificación de cómo se realiza la gestión de la capa de red rebasa el alcance de la presente Recomendación. La información de gestión de la capa de red se define especificando:

- la definición de clase de objeto gestionado de objetos gestionados de capa de red siguiendo las directrices expuestas en la *Estructura de la información de gestión* (véanse las Recomendaciones X.720 a X.723);
- la relación de los objetos gestionados y los atributos del funcionamiento de la capa y de otros objetos y atributos de la capa; y
- las operaciones de tipo de acción en los atributos de objetos gestionados de capa de red disponibles para la gestión de sistemas de OSI.

2 Referencias normativas

Las Recomendaciones | Normas Internacionales contienen disposiciones que, mediante su referencia en este texto, constituyen disposiciones de la presente Recomendación. Al efectuar esta publicación estaban vigentes las ediciones indicadas. Todas las Recomendaciones y Normas Internacionales son objeto de revisiones, por lo que se preconiza que los participantes en acuerdos basados en la presente Recomendación investiguen la posibilidad de aplicar las ediciones más recientes de las Recomendaciones | Normas Internacionales actualmente vigentes. La TSB mantiene una lista de las Recomendaciones UIT-T actualmente vigentes.

2.1 Recomendaciones del CCITT | Normas Internacionales idénticas

- Recomendación X.213 del CCITT (1992) | Norma ISO/CEI 8348:1993, *Tecnología de la información – Definición del servicio de red para la interconexión de sistemas abiertos*.
- Recomendación X.233 del UIT-T (1993) | Norma ISO/CEI 8473:1993, *Tecnología de la información – Protocolo para proporcionar el servicio de red en modo sin conexión de OSI: Especificación del protocolo*.
- Recomendación X.701 del CCITT (1992) | Norma ISO/CEI 10040:1992, *Tecnología de la información – Interconexión de sistemas abiertos – Visión general de la gestión de sistemas*.
- Recomendación X.720 del CCITT (1992) | Norma ISO/CEI 10165-1:1993, *Tecnología de la información – Interconexión de sistemas abiertos – Servicios de información de gestión – Estructura de la información de gestión: Modelo de información de gestión*.
- Recomendación X.721 del CCITT (1992) | Norma ISO/CEI 10165-2:1992, *Tecnología de la información – Interconexión de sistemas abiertos – Servicios de información de gestión – Estructura de la información de gestión: Definición de la información de gestión*.
- Recomendación X.722 del CCITT (1992) | Norma ISO/CEI 10165-4:1992, *Tecnología de la información – Interconexión de sistemas abiertos – Servicios de información de gestión – Estructura de la información de gestión: Directrices para la definición de objetos gestionados*.
- Recomendación X.723 del UIT-T (1993) | Norma ISO/CEI 10165-5:1994, *Tecnología de la información – Interconexión de sistemas abiertos – Servicios de información de gestión – Estructura de la información de gestión: Información de gestión genérica*.

¹⁾ La Recomendación X.283 y la Norma ISO/CEI 10733, *Information technology – Telecommunications and information exchange between systems – Elements of Management Information Related to OSI Network Layer Standards*, se han elaborado en estrecha colaboración y son técnicamente idénticas.

Reemplazada por una versión más reciente

- Recomendación X.730 del CCITT (1992) | Norma ISO/CEI 10164-1:1993, *Tecnología de la información – Interconexión de sistemas abiertos – Gestión de sistemas: Función de gestión de objetos.*
- Recomendación X.731 del CCITT (1992) | Norma ISO/CEI 10164-2:1993, *Tecnología de la información – Interconexión de sistemas abiertos – Gestión de sistemas: Función de gestión de estados.*
- Recomendación X.732 del CCITT (1992) | Norma ISO/CEI 10164-3:1993, *Tecnología de la información – Interconexión de sistemas abiertos – Gestión de sistemas: Atributos para representar relaciones.*
- Recomendación X.733 del CCITT (1992) | Norma ISO/CEI 10164-4:1992, *Tecnología de la información – Interconexión de sistemas abiertos – Gestión de sistemas: Función de informe de alarmas.*
- Recomendación X.734 del CCITT (1992) | Norma ISO/CEI 10164-5:1993, *Tecnología de la información – Interconexión de sistemas abiertos – Gestión de sistemas: Función de informe de eventos.*

2.2 Recomendaciones | Normas Internacionales de contenido técnico equivalente

- Recomendación X.200 del CCITT (1988), *Modelo de referencia de interconexión de sistemas abiertos para aplicaciones del CCITT.*
ISO/CEI 7498:1984, *Information processings systems – Open Systems Interconnection – Basic Reference Model.*
- Recomendación X.208 del CCITT (1988), *Especificación de la notación de sintaxis abstracta uno (ASN.1).*
Norma ISO/CEI 8824:1990, *Information technology – Open Systems Interconnection – Specification of Abstract Syntax Notation One (ASN.1).*
- Recomendación X.223 del UIT-T (1993), *Utilización de la Recomendación X.25 para proporcionar el servicio de red con conexión de OSI para aplicaciones del CCITT.*
Norma ISO/CEI 8878:1992, *Information Processing Systems – Data Communications – Systems – Use of X.25 to Provide the OSI Connection-mode Network Service.*
- Recomendación X.700 del CCITT (1992), *Definición del marco de gestión para la interconexión de sistemas abiertos para aplicaciones del CCITT.*
Norma ISO/CEI 7498-4:1989, *Information Processing Systems – Open Systems Interconnection – Basic Reference Model – Part 4: Management Framework.*
- Recomendación X.710 del CCITT (1991), *Definición del servicio de información de gestión común para aplicaciones del CCITT.*
Norma ISO/CEI 9595:1991, *Information Technology – Open Systems Interconnection – Common Management Information Service Definition.*
- Recomendación X.711 del CCITT (1991), *Especificación del protocolo de información de gestión común para aplicaciones del CCITT.*
Norma ISO/CEI 9596-1:1991, *Information Technology – Open Systems Interconnection – Common Management Information Protocol – Part 1: Specification.*

2.3 Referencias adicionales

- Recomendación D.10 del CCITT (1991), *Principios generales de tarificación aplicables a los servicios públicos internacionales de comunicación de datos.*
- Recomendación D.11 del CCITT (1991), *Principios especiales de tarificación aplicables a los servicios públicos internacionales de comunicación de datos con conmutación de paquetes asegurados por medio de la facilidad de llamada virtual.*
- Recomendación D.12 del CCITT (1988), *Unidad de medida para la tasación del volumen de información transmitido en el servicio internacional de comunicación de datos con conmutación de paquetes.*
- Recomendación E.164 del CCITT (1991), *Plan de numeración de la RDSI.*
- Recomendación X.2 del UIT-T (1993), *Servicios de transmisión de datos y facilidades facultativas de usuario internacionales en redes públicas de datos y en redes digitales de servicios integrados.*

Reemplazada por una versión más reciente

- Recomendación X.25 del UIT-T (1993), *Interfaz entre el equipo terminal de datos y el equipo de terminación del circuito de datos para equipos terminales que funcionan en el modo paquete y están conectados a redes públicas de datos por circuitos especializados.*
- Recomendación X.121 del CCITT (1992), *Plan de numeración internacional para redes públicas de datos.*
- ISO/CEI 8208:1993, *Information technology – Data Communications – X.25 Packet Layer Protocol for Data Terminal Equipment.*
- ISO 8648:1988, *Information processing systems – Open Systems Interconnection – Internal organization of the Network Layer.*
- ISO/CEI 8880-1:1990, *Information technology – Telecommunications and Information Exchange Between Systems – Protocol Combinations to Provide and Support the OSI Network Service – Part 1: General Principles.*
- ISO/CEI 8880-2:1993, *Information technology – Telecommunications and Information Exchange Between Systems – Protocol Combinations to Provide and Support the OSI Network Service – Part 2: Provision and Support of the Connection-mode Network Service.*
- ISO/CEI 8880-3:1990, *Information technology – Telecommunications and Information Exchange Between Systems – Protocol Combinations to Provide and Support the OSI Network Service – Part 3: Provision and Support of the Connectionless-mode Network Service.*
- ISO/CEI 8881:1989, *Information Processing Systems – Data Communications – Use of the X.25 Packet level Protocol in Local Area Networks.*
- ISO 9542:1988, *Information Processing Systems – Telecommunications and Information Exchange Between Systems – End system to Intermediate system Routing exchange protocol for use in conjunction with the protocol for providing the Connectionless-mode network service (ISO 8473).*
- ISO/TR 9577:1990, *Information technology – Telecommunications and Information Exchange Between Systems – Protocol Identification in the Network Layer.*
- ISO/CEI 10589:1992, *Information technology – Telecommunications and Information Exchange Between Systems – Intermediate system to Intermediate system Intra-Domain routing information exchange protocol for use in Conjunction with the Protocol for providing the Connectionless-mode Network Service (ISO 8473).*

3 Definiciones

3.1 Modelo de referencia

En la presente Recomendación se utilizan los siguientes términos definidos en el modelo de referencia de OSI (véanse Recomendación X.200 del CCITT | Norma ISO 7498):

- a) Sistema abierto
- b) Punto de acceso al servicio (N)
- c) Capa de red
- d) Protocolo de red
- e) Gestión de capa
- f) Gestión de sistemas

3.2 Modelo de información

En la presente Recomendación se utilizan los siguientes términos definidos en la *Estructura de la información de gestión: Modelo de información de gestión* (véanse Recomendación X.720 del CCITT | Norma ISO/CEI 10165-1):

- a) Atributos
- b) Tipo de atributo
- c) Contenedora

Reemplazada por una versión más reciente

- d) Nombre distinguido
- e) Herencia
- f) Objeto gestionado
- g) Operaciones de gestión
- h) Notificaciones
- i) Clase de objeto
- j) Nombre distinguido relativo
- k) Subclase
- l) Superclase

3.3 Directrices para la definición de objetos gestionados (GDM, guidelines for the definition of managed objects)

En la presente Recomendación se utilizan los siguientes términos definidos en la *Estructura de la información de gestión: Directrices para la definición de objetos gestionados* (véanse Recomendación X.722 del CCITT | Norma ISO/CEI 10165-4):

- a) Definición de clase de objeto gestionado
- b) Plantilla
- c) Parámetro

3.4 Marco de gestión

En la presente Recomendación se utilizan los siguientes términos definidos en el *Marco de gestión para interconexión de sistemas abiertos* (véanse Recomendación X.700 del CCITT | Norma ISO/CEI 7498-4):

- Información de gestión

4 Símbolos y abreviaturas

En las definiciones de objetos gestionados y en las plantillas de las directrices para la definición de objetos gestionados se utilizan las siguientes abreviaturas en el elemento de nombre normalizado de un identificador de documento cuando se hace referencia a otros documentos:

DMI	Recomendación X.721 del CCITT Norma ISO/CEI 10165-2
GMI	Recomendación X.723 del UIT-T Norma ISO/CEI 10165-5

En esta Recomendación se utilizan los siguientes símbolos y abreviaturas:

BCUG	Grupo cerrado de usuarios bilateral (<i>bilateral closed user group</i>)
CLNP	Protocolo de red en modo sin conexión (<i>connectionless-mode network protocol</i>)
CLNS	Servicio de red en modo sin conexión (<i>connectionless-mode network service</i>)
CMIP	Protocolo de información de gestión común (<i>common management information protocol</i>)
CMIS	Definición del servicio de información de gestión común (<i>common management information service definition</i>)
CONS	Servicio de red en modo con conexión (<i>connection-mode network service</i>)
CUG	Grupo cerrado de usuarios (<i>closed user group</i>)
ES	Sistema de extremo (<i>end system</i>)
ESH	Atención al sistema de extremo (<i>end system hello</i>)
IS	Sistema intermedio (<i>intermediate system</i>)
ISH	Atención al sistema intermedio (<i>intermediate system hello</i>)
IVMO	Objeto gestionado con valores iniciales (<i>initial values managed object</i>)
LCN	Número de canal lógico (<i>logical channel number</i>)

Reemplazada por una versión más reciente

MO	Objeto gestionado (<i>managed object</i>)
NSAP	Punto de acceso al servicio de red (<i>network service access point</i>)
NSE	Elemento de servicio de red (<i>network service element</i>)
NUI	Identificación de usuario de red (<i>network user identification</i>)
PLE	Entidad de capa de paquete (<i>packet layer entity</i>)
PVC	Circuito virtual permanente (<i>permanent virtual circuit</i>)
RD PDU	Unidad de datos de protocolo de redireccionamiento (<i>redirect protocol data unit</i>)
RDN	Nombre distinguido relativo (<i>relative distinguished name</i>)
SNDCF	Función de convergencia dependiente de subred (<i>subnetwork dependent convergence function</i>)
SNPA	Punto de asociación a subred (<i>subnetwork point of attachment</i>)
VC	Llamada virtual (<i>virtual call</i>)

5 Elementos de información de gestión de capa de red

5.1 Jerarquía de objetos gestionados

5.1.1 Resumen de objetos gestionados

Se define el siguiente conjunto de clases de objetos gestionados para la capa de red de OSI:

- a) Objeto gestionado de subsistema de red (véase 5.3).
- b) Objeto gestionado de entidad de red (véase 5.4).
- c) Objeto gestionado de NSAP (véase 5.5).
- d) Objeto gestionado del servicio de red en modo sin conexión (véase 5.6).
- e) Objeto gestionado de enlace (véase 5.7).
- f) Objeto gestionado del servicio de red en modo con conexión (véase 5.8).
- g) Objeto gestionado de conexión de red (véase 5.9).
- h) Objeto gestionado de DTE de PLE X.25 (véase 5.10.3).
- i) Objeto gestionado de DCE de PLE X.25 (véase 5.10.4).
- j) Objeto gestionado con valores iniciales de DTE de PLE X.25 (véase 5.10.5).
- k) Objeto gestionado con valores iniciales de DCE de PLE de la interfaz X.25 (véase 5.10.6).
- l) Objeto gestionado de DTE de circuito virtual permanente (véase 5.11.4).
- m) Objeto gestionado de DCE de circuito virtual permanente (véase 5.11.5).
- n) Objeto gestionado con valores iniciales de llamada virtual (véase 5.11.6).
- o) Objeto gestionado de DTE de llamada virtual (véase 5.11.7).
- p) Objeto gestionado de DCE de llamada virtual (véase 5.11.8).
- q) Objeto gestionado de cómputos de las Recomendaciones de la serie D (véase 5.11.9).

Las clases de objetos gestionados que vienen a continuación no se producen nunca; sólo existen a los efectos de derivación de subclases:

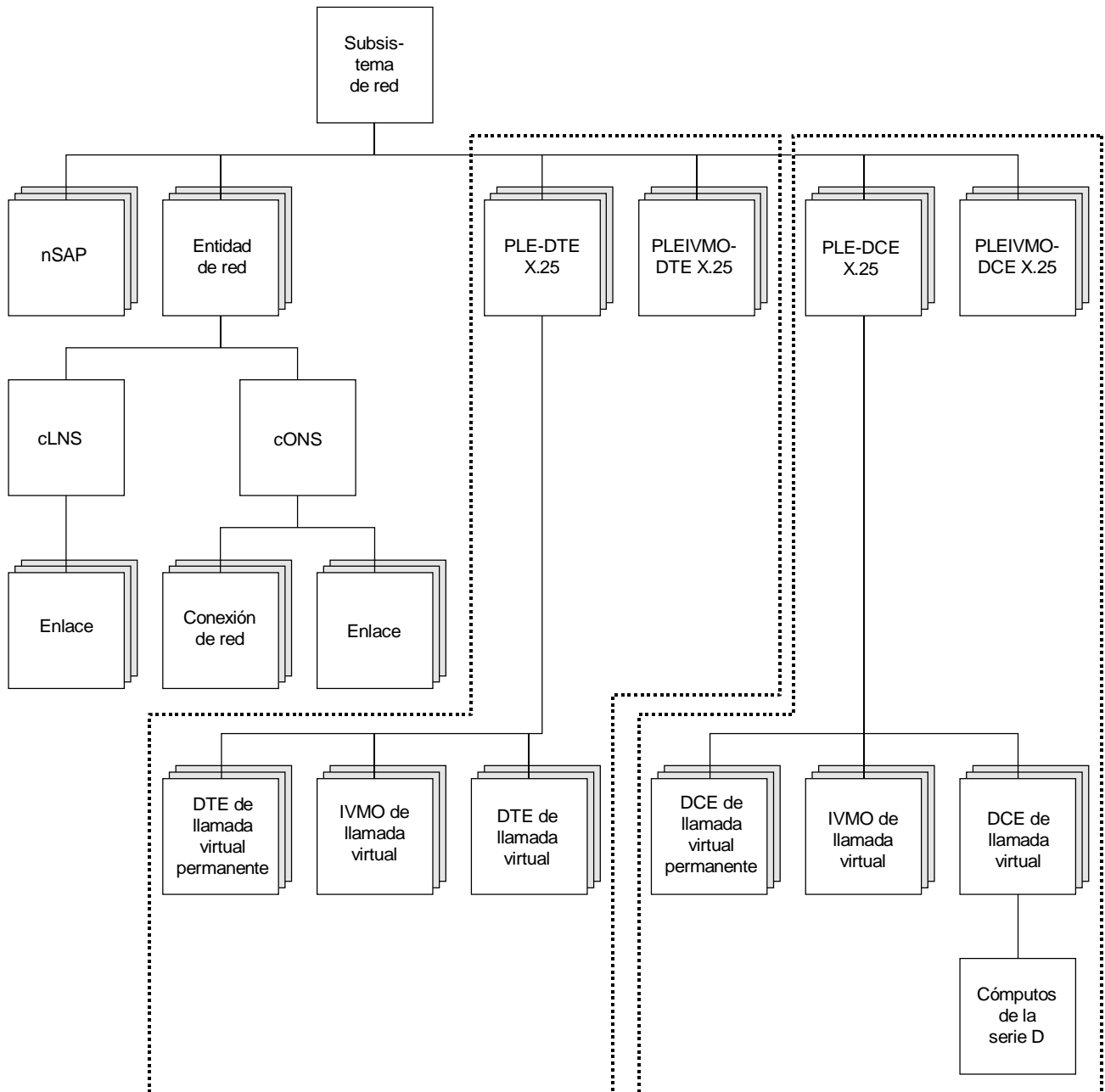
- a) Objeto gestionado de PLE X.25 (véase 5.10.1).
- b) Objeto gestionado con valores iniciales de PLE X.25 (véase 5.10.2).
- c) Objeto gestionado de circuito virtual (véase 5.11.1).
- d) Objeto gestionado de DTE de circuito virtual (véase 5.11.2).
- e) Objeto gestionado de DCE de circuito virtual (véase 5.11.3).

Estos objetos gestionados representan la perspectiva de gestión de OSI, de los elementos de un sistema abierto que admiten el servicio de red de OSI sujeto a las operaciones de gestión de OSI.

5.1.2 Jerarquía de contenedores

En la Figura 1 se ilustra la jerarquía de contenedores. Los objetos gestionados de los que puede haber varios ejemplos se ilustran mediante (múltiples) casillas sombreadas. En las subcláusulas que siguen de la presente Recomendación se definen estos objetos en detalle.

Reemplazada por una versión más reciente



T0714030-92/d01

FIGURA 1/X.283

Jerarquía de contención de capa de red

Reemplazada por una versión más reciente

El objeto gestionado (MO) `networkSubsystem` (Subsistema de red) está subordinado al MO del sistema. El MO de PLE X.25 y los IVMO son ejemplos de lo que se ha denominado objetos gestionados (MO) «SNPA». Los MO «SNPA» son específicos de la subred. Se prevé que en el futuro halla un número adicional de MO «SNPA», por ejemplo, para la RDSI.

El MO «SNPA» se relaciona con el protocolo utilizado para acceder a una subred. Por ejemplo, hay un MO «SNPA» correspondiente a cada entidad de capa de paquete X.25. El MO de `cLNS` se relaciona con las funciones de los protocolos de CLNS (véanse Recomendación X.233 del UIT-T | Normas ISO/CEI 8473-1, ISO 9542 e ISO/CEI 10589), que se aplican al funcionamiento general de todo el protocolo en vez de estar relacionados específicamente con puntos de asociación individuales, mientras que el MO de enlace se aplica a las funciones de convergencia dependientes de subred. El MO de `cONS` y sus MO de enlace asociados son aplicables, de manera similar, a protocolos asociados al `CONS` (véanse Recomendación X.223 del UIT-T | Norma ISO/CEI 8878, Recomendación X.612 del CCITT | Normas ISO/CEI 9574, ISO 10030, ISO/CEI 10177, etc.).

Respecto a los requisitos relativos a los MO que se producirán en el árbol de contención para una realización de conforme, véanse las cláusulas aplicables del enunciado de conformidad.

5.1.3 Relaciones

5.1.3.1 Generalidades

A continuación se describen las relaciones individuales. La utilización de los atributos de relación se ilustra mediante ejemplos en el Apéndice II.

5.1.3.2 Enlace

Existe una relación entre los MO de enlace (proveedor del servicio de subred (`sN-ServiceProvider`) y punto de acceso al servicio de subred (`sN-SAP`) que apuntan al mismo MO) y los MO «SNPA». Por ejemplo, un enlace relacionado con el funcionamiento de la `SNDCF` de la Rec. X.233 del UIT-T | ISO/CEI 8473-1 para la Recomendación X.25 tiene una relación con un MO `PLE-DTE X.25`. Un enlace tiene una relación que identifica sólo un «SNPA», por lo que en el caso de una entidad de red que contiene una máquina de protocolo según la Rec. X.233 del UIT-T | ISO/CEI 8473-1 que funciona en varias entidades de capa de red de la Recomendación X.25, habrá un cierto número de MO de enlace, cada uno de ellos relacionado con un MO `PLE-DTE X.25` diferente. Sin embargo, aunque un enlace se relaciona con un solo «SNPA», es posible que algunos otros enlaces estén relacionados con el mismo «SNPA»; por ejemplo, puede haber enlaces de `cONS` y enlaces de `cLNS` que utilizan el mismo `PLE-DTE X.25` y, por consiguiente, el mismo MO «SNPA».

En algunos casos de funcionamiento de la capa de red no existe un protocolo de acceso específico; por ejemplo, la Rec. X.233 del UIT-T | ISO/CEI 8473-1 contiene una `SNDCF` para utilizarla en el servicio de enlace de datos directamente. En tales casos, el enlace tiene relaciones (`sN-ServiceProvider` y `sN-SAP` que apuntan a MO diferentes) no con un «SNPA», sino con los MO apropiados de la capa de enlace de datos.

5.1.3.3 NSAP

Existe una relación nombres de punto de acceso al servicio locales – (`localSAPNames`) entre un MO de entidad de red (`networkEntity`) y un MO de `nSAP`. Cada MO de `nSAP` está relacionado solamente con una entidad de red, aunque una entidad de red puede estar relacionada con varios MO de `nSAP`.

5.1.3.4 Clientes de la capa n+1

El MO de `SAP` tiene un conjunto de relaciones nombre de entidad de usuario (`userEntityName`) con clientes de capa n+1 (típicamente la entidad de capa de transporte). La entidad de capa de transporte tiene una relación `NSAP efectivo` (`actualSNAP`) con el MO de `nSAP`.

5.1.3.5 Servicios de capa n-1

Tanto los MO de enlace como los `PLE X.25` tienen relaciones (`sN-ServiceProvider` y `sN-SAP`) con los MO de capa de enlace de datos apropiados.

5.1.3.6 Conexiones

Existe una relación nombres de conexiones subyacentes (`underlyingConnectionNames`) entre un MO de conexión de transporte (`transportConnection`) y su MO de conexión de red (`networkConnection`) subyacente (si existiere) y entre el MO de conexión de red y el MO de `DTE` de llamada virtual (`virtualCall-DTE`) subyacente. La relación entre el MO de

Reemplazada por una versión más reciente

llamada virtual y cualquier MO de la capa de enlace de datos subyacente está disponible implícitamente como resultado de las relaciones de los MO PLE-DTE X.25 o PLE-DCE X.25 progenitores con la capa de enlace de datos, como se ha descrito más arriba.

Existe además una relación MO de NSAP local (localNSAPMO) entre el MO de conexión de red (networkConnection) y el MO de SAP correspondiente.

5.1.4 Capacidades mínimas de filtrado de eventos

Las definiciones de gestión de capa de red incorporadas en esta Recomendación implican la frecuente y posiblemente excesiva generación de notificaciones durante el funcionamiento regular de las capas. Estas notificaciones resultan especialmente útiles para una gestión de averías eficaz, para la que facilitan el seguimiento y la identificación de situaciones de error. Con el fin de evitar una excesiva difusión de estos informes de eventos en condiciones de funcionamiento normal, se recomienda que el sistema gestionado tenga, como mínimo, la capacidad de discriminar basándose en:

- a) La clase de objeto gestionado de origen.
- b) Los valores de identificador de objeto en el campo de causa probable y problemas específicos de las alarmas de comunicación y las informaciones de comunicación del campo de tipo de comunicación.

5.1.5 Utilización de campos facultativos

Cuando en la presente Recomendación se hace referencia a la sintaxis ASN.1 definida en la Recomendación X.723 | Norma ISO/CEI 10165-5 o en la Recomendación X.721 | Norma ISO/CEI 10165-2, sólo se utilizarán los siguientes campos:

- a) los que no son OPTIONAL en la sintaxis ASN.1;
- b) los que son OPTIONAL, pero cuya utilización se requiere explícitamente en esta Recomendación;
- c) los que son OPTIONAL, pero cuyo tipo ASN.1 es SET OF ManagementExtension.

Se prohíbe la utilización de cualquier otro campo.

Reemplazada por una versión más reciente

5.2 Plantillas de comportamiento común

commonCreationDeletion-B BEHAVIOUR

DEFINED AS

!Managed object class imports the ISO/IEC 10165-2 objectCreation and objectDeletion notifications. Used as follows:

objectCreation - Generated whenever an instance of the managed object class is created. Implementations may optionally include the sourceIndicator parameter in the notification.

If creation occurred as a result of internal operation of the resource, the value 'resourceOperation' is used. If creation occurred in response to a management operation, the value 'managementOperation' is used. A value of 'unknown' may be returned if it is not possible to determine the source of the operation. None of the other optional parameters are used.

objectDeletion - Generated whenever an instance of the managed object class is deleted. Implementations may optionally include the sourceIndicator parameter in the notification.

If deletion occurred as a result of internal operation of the resource, the value 'resourceOperation' is used. If deletion occurred in response to a management operation, the value 'managementOperation' is used. A value of 'unknown' may be returned if it is not possible to determine the source of the operation. None of the other optional parameters are used.!

commonStateChange-B BEHAVIOUR

DEFINED AS

!Managed object class imports the ISO/IEC 10165-2 stateChange notification.

Used to report the changes to the operationalState attribute, and where present, the administrativeState attribute. A

single parameter set is included in the State change definition field.

Only the (mandatory) attributeId and (optional) newAttributeValue parameters are used.!

octetsSentReceivedCounter-B BEHAVIOUR

DEFINED AS

The octetsSentCounter and octetsReceivedCounter shall count only user data octets in valid data packets. They shall not count user data octets in data packets which are rejected for any reason, nor user data octets in non data packets;

successfulConnectionEstablishment-B BEHAVIOUR

DEFINED AS

This Package imports the communicationsInformation notification from "GMI".

It is used to report the following events.

successfulConnectionEstablishment: Generated when a connection is successfully established. However, the precise synchronization between the notification and the corresponding protocol and service interface interactions is not defined by this Specification.

The value NLM.successfulConnectionEstablishment shall be reported in the informationType field.;

Reemplazada por una versión más reciente

deactivateConnection-B BEHAVIOUR

DEFINED AS

The Deactivate action causes the connection to be terminated. The termination should occur as rapidly as practical, but no particular time constraints are implied. Typically, this action simulates a disconnect request received across the service interface. If a more rapid means for terminating the connection exists, then this should be used. The termination shall occur in conformance to the protocol standard. The Managed Object remains in existence after completion of the Deactivate action. It is subsequently deleted when the connection is terminated, in the same way as if the connection has been terminated by other means. A deactivate action may fail (with the ProcessingError response) if it is temporarily not possible to terminate the connection.;

resettingTimer-B BEHAVIOUR

DEFINED AS

This attribute specifies the interval between certain events in the operation of the protocol state machine. If the value of this attribute is changed to a new value while the protocol state machine is in operation, the implementation shall take the necessary steps to ensure that for any time interval which was in progress when the corresponding attribute was changed, the next expiration of that interval takes place no later than the expiration of the interval in progress or the specified interval whichever is the sooner. The precision with which this time shall be implemented shall be the same as that associated with the basic operation of the timer attribute;

Reemplazada por una versión más reciente

5.3 Objeto gestionado de subsistema de red

-- Objeto gestionado para el subsistema de capa de red.
--
-- Dentro de un sistema hay exactamente uno de estos MO. Existe para proporcionar un contenedor
-- de los MO de entidad de red, los MO de nSAP y los MO «SNPA» descritos en la cláusula.
--
-- El objeto gestionado *networkSubsystem* (Subsistema de red) no puede ser creado ni suprimido
-- explícitamente por la operación de gestión. Su existencia es inherente al sistema, se crea
-- y se suprime como parte del funcionamiento del sistema.
--

```
networkSubsystem MANAGED OBJECT CLASS  
  DERIVED FROM "GMI":subsystem;  
  CHARACTERIZED BY networkSubsystem-P PACKAGE  
  ATTRIBUTES  
    "GMI":subsystemId  
      INITIAL VALUE NLM.networkSubsystemId-Value  
      GET;  
  
REGISTERED AS { NLM.moi networkSubsystem (1) };
```

-- Vinculaciones de nombre (Name Bindings)

```
networkSubsystem-system NAME BINDING  
  SUBORDINATE OBJECT CLASS networkSubsystem AND SUBCLASSES;  
  NAMED BY  
    SUPERIOR OBJECT CLASS "DMI":system AND SUBCLASSES;  
    WITH ATTRIBUTE "GMI":subsystemId;  
REGISTERED AS { NLM.nboi networkSubsystem-system (1) };
```

Reemplazada por una versión más reciente

5.4 Objeto gestionado de entidad de red

- Dentro de un sistema puede haber múltiples ejemplos de estos MO.
- De acuerdo con su definición, puede ser suprimido y creado explícitamente
- por la operación de gestión o ser creado y suprimido automáticamente
- como parte del funcionamiento del sistema.

```
networkEntity MANAGED OBJECT CLASS
  DERIVED FROM "GMI":communicationsEntity;
  CHARACTERIZED BY networkEntity-P PACKAGE
  BEHAVIOUR commonCreationDeletion-B;
  ATTRIBUTES
    networkEntityTitles
      GET-REPLACE
      ADD-REMOVE,
    systemTypes GET;
  NOTIFICATIONS
    "DMI":objectDeletion,
    "DMI":objectCreation;
  ;;
REGISTERED AS { NLM.moi networkEntity (22) };

-- Vinculaciones de nombre (Name Bindings)

networkEntity-networkSubsystem-Automatic NAME BINDING
  SUBORDINATE OBJECT CLASS networkEntity AND SUBCLASSES;
  NAMED BY
    SUPERIOR OBJECT CLASS networkSubsystem AND SUBCLASSES;
    WITH ATTRIBUTE "GMI":communicationsEntityId;
  BEHAVIOUR networkEntity-networkSubsystem-Automatic-B BEHAVIOUR
  DEFINED AS This name binding shall be used when the
    networkEntity MO is created automatically by the operation
    of the system. The details of these operations are outside
    the scope of this Specification.;;
REGISTERED AS { NLM.nboi networkEntity-networkSubsystem-Automatic (27) };

networkEntity-networkSubsystem-Management NAME BINDING
  SUBORDINATE OBJECT CLASS networkEntity AND SUBCLASSES;
  NAMED BY
    SUPERIOR OBJECT CLASS networkSubsystem AND SUBCLASSES;
    WITH ATTRIBUTE "GMI":communicationsEntityId;
  BEHAVIOUR networkEntity-networkSubsystem-Management-B BEHAVIOUR
  DEFINED AS This name binding shall be used when the
    networkEntity MO is created automatically by system management.
  ;;
  CREATE;
  DELETE;
REGISTERED AS { NLM.nboi networkEntity-networkSubsystem-Management (28) };
```

Reemplazada por una versión más reciente

-- *Atributos* (Attributes)

networkEntityTitles ATTRIBUTE

WITH ATTRIBUTE SYNTAX NLM.NAddresses;

MATCHES FOR EQUALITY;

BEHAVIOUR networkEntityTitles-B BEHAVIOUR

DEFINED AS The set of Network Entity Titles

(having the same abstract syntax as an NSAP address),

which unambiguously identify the Network Entity in

an End or Intermediate System. The value may be entered by a system

management operation or it may be derived by some local means, for example

by autoconfiguration.;;

REGISTERED AS { NLM.aoi networkEntityTitles (3) };

systemTypes ATTRIBUTE

WITH ATTRIBUTE SYNTAX NLM.SystemTypes;

MATCHES FOR EQUALITY;

BEHAVIOUR systemTypes-B BEHAVIOUR

DEFINED AS The set of system roles supported by this Network Entity.

This may be End System, Intermediate System or both. The actual

role in which a particular instance of the protocol machine

is operating is determined by the operationalSystemType attribute

of the cLNS or cONS MO.;;

REGISTERED AS { NLM.aoi systemTypes (108) };

Reemplazada por una versión más reciente

5.5 Objeto gestionado de NSAP

--
-- Hay un MO de nSAP por cada conjunto de NSAP soportados por el subsistema
-- de red asociado a un solo cliente de capa de transporte.
-- Cada MO de NSAP corresponde a un conjunto de uno o más NSAP soportados por
-- el subsistema de red.
--
-- No hay más de un cliente de capa de transporte asociado a un solo MO de nSAP,
-- pero puede haber más de un MO de nSAP, y conjuntos de NSAP correspondientes,
-- asociados a un solo cliente de capa de transporte.
-- De acuerdo con su definición, puede ser creado y suprimido explícitamente por la
-- operación de gestión o ser creado y suprimido automáticamente como parte
-- del funcionamiento del sistema.
--

nSAP MANAGED OBJECT CLASS

```
DERIVED FROM "GMI":sap2;  
CHARACTERIZED BY nSAP-P PACKAGE  
BEHAVIOUR commonCreationDeletion-B;  
ATTRIBUTES  
  "GMI":sap2Address  
  INITIAL VALUE DERIVATION RULE nAddressesIV-B  
  GET;  
NOTIFICATIONS  
  "DMI":objectDeletion,  
  "DMI":objectCreation;
```

;;

REGISTERED AS { NLM.moi nSAP (4) };

-- Comportamientos (Behaviours)

nAddressesIV-B BEHAVIOUR

```
DEFINED AS If the package is created using the nSAP-networkSubsystem-Automatic  
name binding the initial value of this attribute is not constrained by this  
Specification. However, if the package is created using the  
nSAP-networkSubsystem-Management name binding the initial value shall  
be specified in the CMIP create;
```

-- Vinculaciones de nombre (Name Bindings)

nSAP-networkSubsystem-Automatic NAME BINDING

```
SUBORDINATE OBJECT CLASS nSAP AND SUBCLASSES;  
NAMED BY  
  SUPERIOR OBJECT CLASS networkSubsystem AND SUBCLASSES;  
  WITH ATTRIBUTE "GMI":sapId;
```

```
BEHAVIOUR nSAP-networkSubsystem-Automatic-B BEHAVIOUR
```

```
DEFINED AS This name binding shall be used when the nSAP MO is created automatically by the  
operation of the network entity. For example, by the use of autoconfiguration or dynamic  
NSAP Address assignment techniques. The details of the operation of these techniques are  
outside the scope of this Specification.;;
```

REGISTERED AS { NLM.nboi nSAP-networkSubsystem-Automatic (4) };

Reemplazada por una versión más reciente

```
nSAP-networkSubsystem-Management NAME BINDING
SUBORDINATE OBJECT CLASS nSAP AND SUBCLASSES;
NAMED BY
    SUPERIOR OBJECT CLASS networkSubsystem AND SUBCLASSES;
    WITH ATTRIBUTE "GMI":sapld;
BEHAVIOUR nSAP-networkSubsystem-Management-B BEHAVIOUR
    DEFINED AS This name binding shall be used when the nSAP MO is created by system
        management.
        The value of the sap2Address attribute shall be specified in the CMIP create;;
CREATE;
DELETE;
REGISTERED AS { NLM.nboi nSAP-networkSubsystem-Management (5) };
```

Reemplazada por una versión más reciente

5.6 Objeto gestionado de servicio de red en modo sin conexión

-
- No hay más de uno de estos MO por entidad de red.
- De acuerdo con su definición, puede ser creado y suprimido explícitamente por la operación de gestión, pero en algunos sistemas su existencia será inherente a los mismos
- y no será posible su creación o supresión por la operación de gestión. Se han definido vinculaciones de nombre para ambos casos.
-
- Cuando la máquina de protocolo es operable, el estado operacional (*operationalState*) tendrá el valor «habilitado», en los demás casos, tendrá el valor «inhabilitado».
- Las transiciones de estado operacional se comunicarán utilizando la notificación cambio de estado (*stateChange*). En el estado operacional «habilitado» se puede crear un MO de cLNS.
-

cLNS MANAGED OBJECT CLASS

```
DERIVED FROM "GMI":cIProtocolMachine;
CHARACTERIZED BY cLNS-P PACKAGE
  BEHAVIOUR commonStateChange-B,
  commonCreationDeletion-B;
ATTRIBUTES
  "DMI":administrativeState GET-REPLACE,
  "GMI":cIProtocolMachineld
  INITIAL VALUE NLM.cLNSId-Value
  GET,
  supportedProtocols GET,
  operationalSystemType
  INITIAL VALUE DERIVATION RULE operationalSystemTypeIV-B
  GET;
ATTRIBUTE GROUPS
  "DMI":state
  "DMI":administrativeState
  "DMI":operationalState;
ACTIONS
  "GMI":activate,
  "GMI":deactivate;
NOTIFICATIONS
  "DMI":objectCreation,
  "DMI":objectDeletion,
  "DMI":stateChange;
;;
CONDITIONAL PACKAGES
  cLNS8473-P
  PRESENT IF The protocol defined in ITU-T Rec. X.233 |ISO/IEC 8473-1 is used to implement
  the CLNS,
  cLNSChecksum-P
  PRESENT IF The ITU-T Rec. X.233 |ISO/IEC 8473-1 Generate Checksum option is implemented,
```

Reemplazada por una versión más reciente

-- Los siguientes lotes están asociados a la Norma ISO/CEI 10589

"ISO/IEC 10589":cLNSISISBasic-P
PRESENT IF The system is an ISO 10589 IS,
"ISO/IEC 10589":cLNSISISAuthentication-P
PRESENT IF The system is an ISO 10589 IS
and the authentication procedures are implemented,
"ISO/IEC 10589":cLNSISISPartitionRepair-P
PRESENT IF The system is an ISO 10589 Level 2 IS
and the partition repair procedures are implemented,
"ISO/IEC 10589":cLNSISISLevel2-P
PRESENT IF The system is an ISO 10589 Level 2 IS,
"ISO/IEC 10589":cLNSISISLevel2Authentication-P
PRESENT IF The system is an ISO 10589 Level 2 IS
and the authentication procedures are implemented;

REGISTERED AS { NLM.moi cLNS (21) };

-- Lotes (Packages)

cLNS8473-P PACKAGE

BEHAVIOUR cLNS8473-P-B BEHAVIOUR

DEFINED AS Present when ITU-T Rec. X.233 |ISO/IEC 8473-1 is used to provide the CLNS;,
cLNS8473PImportedNotifications-B,
cLNS8473PImportedCounters-B;

ATTRIBUTES

"DMI":octetsSentCounter GET,
"DMI":octetsReceivedCounter GET,
segmentsReceived GET,
segmentsSent GET,
segmentsDiscarded GET,
assemblingSegmentsDiscarded GET,
errorReportsReceived GET,
pDUDiscards GET,
congestionDiscards GET,
maximumLifetime GET-REPLACE;

ATTRIBUTE GROUPS

"GMI":counters
"DMI":octetsSentCounter
"DMI":octetsReceivedCounter
segmentsReceived
segmentsDiscarded
assemblingSegmentsDiscarded
errorReportsReceived
pDUDiscards
congestionDiscards;

NOTIFICATIONS

"DMI":communicationsAlarm
notificationPDUHeader;

REGISTERED AS { NLM.poi cLNS8473-P (20) };

Reemplazada por una versión más reciente

cLNSChecksum-P PACKAGE

BEHAVIOUR cLNSChecksum-P-B BEHAVIOUR

DEFINED AS When present checksum generation is controlled by the enableChecksum attribute;;

ATTRIBUTES

enableChecksum REPLACE-WITH-DEFAULT

DEFAULT VALUE NLM.false

GET-REPLACE;

REGISTERED AS { NLM.poi cLNSChecksum-P (1) };

-- *Comportamientos* (Behaviours)

cLNS8473PImportedCounters-B BEHAVIOUR

DEFINED AS The cLNS8473-P package imports octetsSentCounter and octetsReceivedCounter from ISO/IEC 10165-2. They are used to count the number of octets of data transmitted or received by the local network entity in ITU-T Rec. X.233 | ISO/IEC 8473-1 Data PDUs. (i.e. those which have a source or destination N-Address, respectively, which corresponds to that one of those of the local network entity.)

cLNS8473PImportedNotifications-B BEHAVIOUR

DEFINED AS The cLNS8473-P package imports the communicationsAlarm notification from Rec. 721 | ISO/IEC 10165-2.

It is used to report the following cLNS managed object events.

pDUDiscard:

Generated when a data NPDU is discarded due to any of the reasons specified in ITU-T Rec. X.233 | ISO/IEC 8473-1 Table 7, with the exception of 'PDU Discarded due to Congestion' The header of the PDU in error shall be reported as a parameter in the additionalInformation field of the communicationsAlarm, using the notificationPDUHeader parameters.

The significance sub-parameter of each item of additionalInformation shall be set to the value 'False' (i.e. not significant) so that a managing system receiving the event report will be less likely to reject it.

The value NLM.pDUDiscard and that corresponding to the Reason For Discard shall both be reported in the specificProblems parameter.

The probableCause shall be set to NLM.communicationsProtocolError.

The perceivedSeverity shall be set to 'Minor'. A subsequent communicationsAlarm with a perceivedSeverity value of 'Cleared' shall not be generated.

No other fields or parameters shall be used, with the exception of further parameters in the AdditionalInformation field.

A PDU which does not contain one of the protocol identifiers defined in ITU-T Rec. X.233 | ISO/IEC 8473-1 shall not cause this event.

A PDU with a protocol ID 1000 0001 shall not cause this event if it does not also contain the Version/Protocol Identifier extension in 7.2.4 of ITU-T Rec. X.233 | ISO/IEC 8473-1.

If an error report PDU is generated, the PDU header and Discard Reason in the error report shall be the same as those in the corresponding notification.

;

Reemplazada por una versión más reciente

operationalSystemTypeIV-B BEHAVIOUR

DEFINED AS If the MO is created by management operation (using the cLNS-networkEntity-Management or cONS-networkEntity-Management name binding), the initial value of the operationalSystemType attribute shall be specified in the CMIP create. Otherwise, the value shall be determined in an implementation specific manner. The value shall be one of those present in the systemTypes attribute of the superior Network Entity MO.

-- *Vinculaciones de nombre* (Name Bindings)

cLNS-networkEntity-Management NAME BINDING

SUBORDINATE OBJECT CLASS cLNS AND SUBCLASSES;
NAMED BY

SUPERIOR OBJECT CLASS networkEntity AND SUBCLASSES;
WITH ATTRIBUTE "GMI":cIProtocolMachineld;

BEHAVIOUR cLNS-networkEntity-Management-B BEHAVIOUR

DEFINED AS The name binding that applies when the cLNS managed object can be created and deleted by management;;

CREATE;

DELETE ONLY-IF-NO-CONTAINED-OBJECTS;

REGISTERED AS { NLM.nboi cLNS-networkEntity-Management (3) };

cLNS-networkEntity-Automatic NAME BINDING

SUBORDINATE OBJECT CLASS cLNS AND SUBCLASSES;
NAMED BY

SUPERIOR OBJECT CLASS networkEntity AND SUBCLASSES;
WITH ATTRIBUTE "GMI":cIProtocolMachineld;

BEHAVIOUR cLNS-networkEntity-Automatic-B BEHAVIOUR

DEFINED AS The name binding that applies when the cLNS managed object cannot be created or deleted by management;;

REGISTERED AS { NLM.nboi cLNS-networkEntity-Automatic (16) };

-- *Atributos* (Attributes)

assemblingSegmentsDiscarded ATTRIBUTE

DERIVED FROM "GMI":nonWrapping64BitCounter;

BEHAVIOUR assemblingSegmentsDiscarded-B BEHAVIOUR

DEFINED AS Counter of segments discarded due to reassembly time expiry.
This is the number of data and error report NPDUs discarded due to reassembly time expiry;;

REGISTERED AS { NLM.aoi assemblingSegmentsDiscarded (8) };

congestionDiscards ATTRIBUTE

DERIVED FROM "GMI":nonWrapping64BitCounter;

BEHAVIOUR congestionDiscards-B BEHAVIOUR

DEFINED AS Counter of PDUs discarded due to congestion.

This is the number of data or error report PDUs discarded due to congestion.

This counter is incremented irrespective of the setting of the Error Report bit in the received PDU;;

REGISTERED AS { NLM.aoi congestionDiscards (11) };

Reemplazada por una versión más reciente

enableChecksum ATTRIBUTE

WITH ATTRIBUTE SYNTAX NLM.Boolean;

MATCHES FOR EQUALITY;

BEHAVIOUR enableChecksum-B BEHAVIOUR

DEFINED AS When True, the generation of checksums is enabled.;

REGISTERED AS { NLM.aoi enableChecksum (4) };

errorReportsReceived ATTRIBUTE

DERIVED FROM "GMI":nonWrapping64BitCounter;

BEHAVIOUR errorReportsReceived-B BEHAVIOUR

DEFINED AS Counter of received error reports.

This is the number of error report NPDUs received which were addressed to the local network entity.;

REGISTERED AS { NLM.aoi errorReportsReceived (9) };

maximumLifetime ATTRIBUTE

WITH ATTRIBUTE SYNTAX NLM.Lifetime;

MATCHES FOR EQUALITY, ORDERING;

BEHAVIOUR maximumLifetime-B BEHAVIOUR

DEFINED AS Maximum PDU lifetime (in half seconds).

This attribute controls the maximum value (in half seconds) which may be placed in the lifetime field of any ITU-T Rec. X.233 | ISO/IEC 8473-1 data or error report PDU generated by the local network entity.

It does not affect the lifetime field of any PDUs not generated by this network entity, for example those relayed by this system acting as an Intermediate System. PDUs generated by the local network entity are permitted to have a lower value of lifetime field than this attribute, but shall not have a larger value. The means by which the value of the lifetime field is determined for an individual PDU is outside the scope of this Specification, provided that it meets the above constraints.;

REGISTERED AS { NLM.aoi maximumLifetime (102) };

operationalSystemType ATTRIBUTE

WITH ATTRIBUTE SYNTAX NLM.SystemType;

MATCHES FOR EQUALITY;

BEHAVIOUR operationalSystemType-B BEHAVIOUR

DEFINED AS The system role in which this instance is operating.

A value of ES indicates that the system shall perform no forwarding operations upon non-local PDUs.

A value of IS indicates that the system is permitted to perform forwarding operations, but the decision to forward individual PDUs, or not to forward them, shall be taken on the basis of the available routing information.;

REGISTERED AS { NLM.aoi operationalSystemType (109) };

Reemplazada por una versión más reciente

pDUDiscards ATTRIBUTE

DERIVED FROM "GMI":nonWrapping64BitCounter;

BEHAVIOUR pDUDiscards-B BEHAVIOUR

DEFINED AS Counter of PDUs discarded (except for congestion).

This is the number of data or error report PDUs discarded for any of the reasons specified in ITU-T Rec. X.233 | ISO/IEC 8473-1 Table 7 with the exception of 'PDU discarded due to congestion'.

This counter is incremented irrespective of the setting of the Error Report bit in the received PDU;;

-- NOTE – This counter is therefore a count of the number of

-- communicationsAlarm notifications with a specificProblem value of

-- pDUDiscard generated (as opposed to CMIP events,

-- may be suppressed) as required by GDMO subclause 9.8.5 (SC21 N4852).

REGISTERED AS { NLM.aoi pDUDiscards (10) };

segmentsDiscarded ATTRIBUTE

DERIVED FROM "GMI":nonWrapping64BitCounter;

BEHAVIOUR segmentsDiscarded-B BEHAVIOUR

DEFINED AS Counter of segments discarded.

This is the number of data and error report NPDUs discarded without being delivered to a Network Service user or forwarded. This includes segments discarded for any reason except reassembly time expiry;;

REGISTERED AS { NLM.aoi segmentsDiscarded (7) };

segmentsReceived ATTRIBUTE

DERIVED FROM "GMI":nonWrapping64BitCounter;

BEHAVIOUR segmentsReceived-B BEHAVIOUR

DEFINED AS Counter of segments received.

This is the number of data and error report NPDUs received prior to reassembly, including those which may subsequently be discarded;;

REGISTERED AS { NLM.aoi segmentsReceived (6) };

segmentsSent ATTRIBUTE

DERIVED FROM "GMI":nonWrapping64BitCounter;

BEHAVIOUR segmentsSent-B BEHAVIOUR

DEFINED AS Counter of segments Sent.

This is the number of data and error report NPDUs sent after segmentation processing occurs;;

REGISTERED AS { NLM.aoi segmentsSent (118) };

supportedProtocols ATTRIBUTE

WITH ATTRIBUTE SYNTAX NLM.SupportedProtocols;

MATCHES FOR EQUALITY, SET-COMPARISON, SET-INTERSECTION;

BEHAVIOUR supportedProtocols-B BEHAVIOUR

DEFINED AS The set of Connectionless Network protocols supported

by this instance of the cLNS protocol machine, expressed except where otherwise indicated (for example because there are more than one protocol described in a single International Standard)

as the registered object identifiers of the relevant

International Standard. The operation of a particular protocol

over a particular linkage is determined by the linkage

operationalProtocols attribute. The value of the

supportedProtocols attribute is determined by the implementation.;;

REGISTERED AS { NLM.aoi supportedProtocols (110) };

Reemplazada por una versión más reciente

-- *Parámetros* (Parameters)

notificationPDUHeader PARAMETER

CONTEXT EVENT-INFO;

WITH SYNTAX NLM.OctetString;

BEHAVIOUR notificationPDUHeader-B BEHAVIOUR

DEFINED AS The header of the data NPDU header which caused this event;;

REGISTERED AS { NLM.proi notificationPDUHeader (1) };

Reemplazada por una versión más reciente

5.7 Objeto gestionado de enlace

- Objeto gestionado de enlace
-
- Hay uno de estos MO asociado a cada provisión distinta del servicio
- subyacente a la máquina de protocolo superior.
- De acuerdo con su definición, puede ser creado y suprimido explícitamente
- por la operación de gestión, pero en algunos sistemas, su existencia será inherente
- a los mismos y no será posible su creación ni su supresión por la operación
- de gestión. Se han definido vinculaciones de nombre para ambos casos.
-
- Cuando el enlace es operable, el estado operacional (operationalState)
- tendrá el valor «habilitado»; en los demás casos, tendrá el valor «inhabilitado».
- Las transiciones de estado operacional se comunicarán utilizando la notificación
- de cambio de estado (stateChange). En el estado operacional «habilitado»
- puede crearse un MO de enlace.
-

```
linkage MANAGED OBJECT CLASS
  DERIVED FROM "DMI":top;
  CHARACTERIZED BY linkage-P PACKAGE
    BEHAVIOUR commonCreationDeletion-B,
              commonStateChange-B;
  ATTRIBUTES
    linkageId GET,
    "DMI":operationalState GET,
    "DMI":administrativeState GET-REPLACE,
    sN-ServiceProvider
      INITIAL VALUE DERIVATION RULE sN-ServiceProviderIV-B
      GET,
    sN-SAP GET,
    operationalProtocols
      INITIAL VALUE DERIVATION RULE operationalProtocolIV-B
      GET;
  ATTRIBUTE GROUPS
    "DMI":state
      "DMI":administrativeState
      "DMI":operationalState;
  ACTIONS
    "GMI":activate,
    "GMI":deactivate;
  NOTIFICATIONS
    "DMI":stateChange,
    "DMI":objectCreation,
    "DMI":objectDeletion;
  ;;
  CONDITIONAL PACKAGES
    linkage-ISO9542IS-P
      PRESENT IF support for ISO 9542 operating as an IS,
    linkage-ISO9542ES-P
      PRESENT IF support for ISO 9542 operating as an ES,
    linkage-ISO9542Checksum-P
      PRESENT IF support for ISO 9542 PDU Header Checksum Generation function,
    linkageInitialMinimumTimer-P
```

Reemplazada por una versión más reciente

PRESENT IF support for the initial minimum timer attribute of the ITU-T Rec. X.233 | ISO/IEC 8473-SNDCF when operating ITU-T Rec. X.233 | ISO/IEC 8473-1 over an ISO/IEC 8208 or ITU-T Rec.X.25 or CO Datalink Service,

linkageReserveTimer-P

PRESENT IF support for the reserve timer attribute of the ITU-T Rec. X.233 | ISO/IEC 8473-1 SNDCF when operating ITU-T Rec. X.233 | ISO/IEC 8473-1 over an ISO/IEC 8208 or ITU-T Rec. X.25 or CO Datalink Service,

linkageIdleTimer-P

PRESENT IF support for the idle timer attribute of the ITU-T Rec. X.233 | ISO/IEC 8473-1 SNDCF when operating ITU-T Rec. X.233 | ISO/IEC 8473-1 over an ISO/IEC 8208 or ITU-T Rec. X.25 or CO Datalink Service,

linkage-ITU-T Rec. X.233 | ISO/IEC 8473-1-ISO8208SNDCF-P

PRESENT IF operating ITU-T Rec. X.233 | ISO/IEC 8473-1 over ISO/IEC 8208 or ITU-T Rec. X.25 or,

linkageCODLService-P

PRESENT IF operating ITU-T Rec. X.233 | ISO/IEC 8473-1 over the CO Datalink Service,

-- *Los siguientes lotes están asociados a la Norma ISO/CEI 10589*

"ISO/IEC 10589":linkageSISBasic-P

PRESENT IF the system is an ISO 10589 IS,

"ISO/IEC 10589":linkageSISAuthentication-P

PRESENT IF the authentication procedures are implemented on an ISO 10589 IS,

"ISO/IEC 10589":linkageSISBroadcast-P

PRESENT IF the linkage is a broadcast circuit on an ISO 10589 IS,

"ISO/IEC 10589":linkageSISDASCallEstablishmentMetricIncrement-P

PRESENT IF the linkage is a DA Circuit and support is implemented for call establishment metric increment values greater than zero on an ISO/IEC 10589 IS,

"ISO/IEC 10589":linkageSISPtToPt-P

PRESENT IF the linkage is a point to point circuit on an ISO 10589 IS,

"ISO/IEC 10589":linkageSISStatic-P

PRESENT IF the linkage is an X.25 static circuit (IN or OUT) on an ISO 10589 IS,

"ISO/IEC 10589":linkageSISLevel2-P

PRESENT IF the system is an ISO/IEC 10589 level 2 IS,

"ISO/IEC 10589":linkageSISlevel2Broadcast-P

PRESENT IF the linkage is a broadcast circuit on an ISO 10589 level 2 IS;

REGISTERED AS { NLM.moi linkage (23) };

-- *Lotes (Packages)*

linkageCODLService-P PACKAGE

BEHAVIOUR linkageCODLService-P-B BEHAVIOUR

DEFINED AS Controls the operation of CO Datalink as an SNDCF for ITU-T Rec. X.233 | ISO/IEC 8473-1;;

ATTRIBUTES

callsPlaced GET,
callsFailed GET;

ATTRIBUTE GROUPS

"GMI":counters
callsPlaced
callsFailed;

REGISTERED AS { NLM.poi linkageCODLService-P (9) };

Reemplazada por una versión más reciente

linkageIdleTimer-P PACKAGE

BEHAVIOUR linkageIdleTimer-P-B BEHAVIOUR

DEFINED AS Controls the ability, when implemented, of an ISO/IEC 8208 or ITU-T Rec. X.25 or CO Datalink SNDCF for ITU-T Rec. X.233 | ISO/IEC 8473-1 to close an established Virtual Call when it is idle. ;;

ATTRIBUTES

idleTimer REPLACE-WITH-DEFAULT
GET-REPLACE;

REGISTERED AS { NLM.poi linkageIdleTimer-P (5) };

linkageInitialMinimumTimer-P PACKAGE

BEHAVIOUR linkageInitialMinimumTimer-P-B BEHAVIOUR

DEFINED AS Controls the ability, when implemented, of an ISO/IEC 8208 or ITU-T Rec. X.25 or CO Datalink SNDCF for ITU-T Rec. X.233 | ISO/IEC 8473-1 to close an established Virtual Call when it is idle, but only after a minimum time after its establishment;;

ATTRIBUTES

initialMinimumTimer REPLACE-WITH-DEFAULT
GET-REPLACE;

REGISTERED AS { NLM.poi linkageInitialMinimumTimer-P (7) };

linkage-ITU-T Rec. X.233 | ISO/IEC 8473-1-ISO/IEC8208 or ITU-T Rec. X.25SNDCF-P PACKAGE

BEHAVIOUR linkage-ISO8473-ISO8208SNDCF-P-B BEHAVIOUR

DEFINED AS Controls the operation of ISO/IEC 8208 or ITU-T Rec. X.25 as an SNDCF for ITU-T Rec. X.233 | ISO/IEC 8473-1;;

ATTRIBUTES

callsPlaced GET,
callsFailed GET;

ATTRIBUTE GROUPS

"GMI":counters
callsPlaced
callsFailed;

REGISTERED AS { NLM.poi linkage-ITU-T Rec. X.233 | ISO/IEC 8473-1-ISO/IEC8208 or ITU-T Rec. X.25SNDCF-P (4) };

linkage-ISO9542Checksum-P PACKAGE

BEHAVIOUR linkage-ISO9542Checksum-P-B BEHAVIOUR

DEFINED AS When present, checksum generation is controlled by the enableChecksum attribute;;

ATTRIBUTES

enableChecksum REPLACE-WITH-DEFAULT
DEFAULT VALUE NLM.false
GET-REPLACE;

REGISTERED AS { NLM.poi linkage-ISO9542Checksum-P(17) };

linkage-ISO9542ES-P PACKAGE

BEHAVIOUR

linkage-ISO9542ES-P-B BEHAVIOUR

DEFINED AS Controls the operation of ISO 9542 on an End System;;
linkage-ISO9542ImportedAlarmNotifications-B,
linkage-ISO9542ISReachabilityChange-B,
linkage-ISO9542ESReachabilityChange-B;

ATTRIBUTES

ISO9542OperationalSubsets GET-REPLACE,
holdingTimerMultiplier
REPLACE-WITH-DEFAULT
DEFAULT VALUE NLM.holdingTimerMultiplierDefault

Reemplazada por una versión más reciente

```
PERMITTED VALUES NLM.HoldingTimerMultiplierPermitted
REQUIRED VALUES NLM.HoldingTimerMultiplierRequired
GET-REPLACE,
manualISSNPAAddress REPLACE-WITH-DEFAULT
GET-REPLACE ADD-REMOVE,
defaultESConfigTimer REPLACE-WITH-DEFAULT
GET-REPLACE,
activeESConfigTimer GET,
iSReachabilityChanges GET,
invalid9542PDUs GET;
ATTRIBUTE GROUPS
"GMI":counters
    iSReachabilityChanges
    invalid9542PDUs;
NOTIFICATIONS
"DMI":communicationsAlarm,
"GMI":communicationsInformation
    reachabilityChange;
REGISTERED AS { NLM.poi linkage-ISO9542ES-P (21) };
linkage-ISO9542IS-P PACKAGE
BEHAVIOUR linkage-ISO9542IS-P-B BEHAVIOUR
    DEFINED AS Controls the operation of ISO 9542 on an Intermediate System;,
    linkage-ISO9542ImportedAlarmNotifications-B,
    linkage-ISO9542ISReachabilityChange-B,
    linkage-ISO9542ESReachabilityChange-B;
ATTRIBUTES
    ISO9542OperationalSubsets GET-REPLACE,
    holdingTimerMultiplier
    REPLACE-WITH-DEFAULT
    DEFAULT VALUE NLM.holdingTimerMultiplierDefault
    PERMITTED VALUES NLM.HoldingTimerMultiplierPermitted

    REQUIRED VALUES NLM.HoldingTimerMultiplierRequired
    GET-REPLACE,
    iSConfigurationTimer REPLACE-WITH-DEFAULT
    DEFAULT VALUE NLM.iSConfigurationTimerDefault
    GET-REPLACE,
    suggestedESConfigurationTimer REPLACE-WITH-DEFAULT
    DEFAULT VALUE NLM.suggestedESConfigurationTimerDefault
    GET-REPLACE,
    redirectHoldingTime
    REPLACE-WITH-DEFAULT
    DEFAULT VALUE NLM.redirectHoldingTime-Default
    PERMITTED VALUES NLM.RedirectHoldingTime-Permitted
    GET-REPLACE,
```


Reemplazada por una versión más reciente

eSReachabilityChanges GET,
invalid9542PDUs GET;

ATTRIBUTE GROUPS

"GMI":counters
eSReachabilityChanges
invalid9542PDUs;

NOTIFICATIONS

"DMI":communicationsAlarm,
"GMI":communicationsInformation
reachabilityChange;

REGISTERED AS { NLM.poi linkage-ISO9542IS-P (22) };

linkageReserveTimer-P PACKAGE

BEHAVIOUR linkageReserveTimer-P-B BEHAVIOUR

DEFINED AS Controls the ability, when implemented, of an ISO/IEC 8208 or ITU-T Rec. X.25 or CO Datalink SNDCF for ITU-T Rec. X.233 | ISO/IEC 8473-1 to close an established Virtual Call when it is idle, but retain resources for its re-establishment ;;

ATTRIBUTES

reserveTimer REPLACE-WITH-DEFAULT
GET-REPLACE;

REGISTERED AS { NLM.poi linkageReserveTimer-P (6) };

-- *Comportamientos* (Behaviours)

linkage-ISO9542ISReachabilityChange-B BEHAVIOUR

DEFINED AS

This package imports the communicationsInformation notification from Rec. X.723 | ISO/IEC 10165-5. It is used to report the following events.

iSReachabilityChange:

Generated when an ES or IS detects a change in the reachability of a neighbouring IS. The value NLM.iSReachabilityChange shall be reported in the informationType field. The new State, NET of the IS concerned, snpaAddress (where available) and the reason for the change shall be reported in the informationData field using the reachabilityChange PARAMETER.

linkage-ISO9542ESReachabilityChange-B BEHAVIOUR

DEFINED AS

This package imports the communicationsInformation notification from Rec. X.723 | ISO/IEC 10165-5. It is used to report the following events.

Reemplazada por una versión más reciente

eSReachabilityChange:

Generated when an ES or IS detects a change in the reachability of a neighboring ES. The value NLM.eSReachabilityChange shall be reported in the informationType field. The new State, set of NSAPAddresses of the IS concerned, the snpaAddress (where available) and the reason for the change shall be reported in the informationData field using the reachabilityChange PARAMETER.

;

linkage-ISO9542ImportedAlarmNotifications-B BEHAVIOUR

DEFINED AS This package imports the communicationsAlarm notification from Rec. X.721 (1992) | ISO/IEC 10165-2. It is used to report the following events.

invalid9542PDU:

Generated when an ISO 9542 PDU is received which is discarded as result of the PDU Header Error Detection or Protocol Error Processing Functions specified in ISO 9542. The significance sub-parameter of each item of additionalInformation shall be set to the value 'False' (i.e. not significant) so that a managing system receiving the event report will be less likely to reject it. The value NLM.iso9542PDUDiscard shall be reported in the specificProblems parameter. The probableCause shall be set to NLM.communicationsProtocolError. The perceivedSeverity shall be set to 'Minor'. A subsequent communicationsAlarm with a perceivedSeverity value of 'Cleared' shall not be generated. No other fields or parameters shall be used, with the exception of further parameters in the AdditionalInformation field.

operationalProtocolIV-B BEHAVIOUR

DEFINED AS If the linkage MO is created by management operation (using the linkage-cLNS-Management name binding), the initial value of the operationalProtocols attribute shall be specified in the CMIP create. Otherwise, the value shall be determined in an implementation specific manner;

sN-ServiceProviderIV-B BEHAVIOUR

DEFINED AS If the linkage MO is created by management operation (using the linkage-cONS-Management or linkage-cONS-Management name bindings), the initial value of the sN-ServiceProvider attribute shall be specified in the CMIP create. Otherwise, the value shall be determined in an implementation specific manner;

Reemplazada por una versión más reciente

-- Vinculaciones de nombre (Name Bindings)

```
linkage-cLNS-Management NAME BINDING
  SUBORDINATE OBJECT CLASS linkage AND SUBCLASSES;
  NAMED BY
    SUPERIOR OBJECT CLASS cLNS AND SUBCLASSES;
    WITH ATTRIBUTE linkageld;
  BEHAVIOUR sN-ServiceProviderIV-B, operationalProtocolIV-B,
  linkage-cLNS-Management-B BEHAVIOUR
  DEFINED AS The name binding which applies when the linkage managed object
    can be created and deleted by management as a subordinate object of the cLNS
    managed object class;;
  CREATE WITH-REFERENCE-OBJECT;
  DELETE;
REGISTERED AS { NLM.nboi linkage-cLNS-Management (20) };

linkage-cONS-Management NAME BINDING
  SUBORDINATE OBJECT CLASS linkage AND SUBCLASSES;
  NAMED BY
    SUPERIOR OBJECT CLASS cONS AND SUBCLASSES;
    WITH ATTRIBUTE linkageld;
  BEHAVIOUR sN-ServiceProviderIV-B,
  linkage-cONS-Management-B BEHAVIOUR
  DEFINED AS The name binding which applies when the linkage managed object
    can be created and deleted by management as a subordinate object of the cONS
    managed object class;;
  CREATE WITH-REFERENCE-OBJECT;
  DELETE;
REGISTERED AS { NLM.nboi linkage-cONS-Management (21) };

linkage-cLNS-Automatic NAME BINDING
  SUBORDINATE OBJECT CLASS linkage AND SUBCLASSES;
  NAMED BY
    SUPERIOR OBJECT CLASS cLNS AND SUBCLASSES;
    WITH ATTRIBUTE linkageld;
  BEHAVIOUR sN-ServiceProviderIV-B, operationalProtocolIV-B,
  linkage-cLNS-Automatic-B BEHAVIOUR
  DEFINED AS The name binding which applies when the linkage managed object
    cannot be created and deleted by management as a subordinate object of the cLNS
    managed object class;;
REGISTERED AS { NLM.nboi linkage-cLNS-Automatic (22) };

linkage-cONS-Automatic NAME BINDING
  SUBORDINATE OBJECT CLASS linkage AND SUBCLASSES;
  NAMED BY
    SUPERIOR OBJECT CLASS cONS AND SUBCLASSES;
    WITH ATTRIBUTE linkageld;
  BEHAVIOUR sN-ServiceProviderIV-B,
  linkage-cONS-Automatic-B BEHAVIOUR
  DEFINED AS The name binding which applies when the linkage managed object
    cannot be created and deleted by management as a subordinate object of the cONS
    managed object class;;
REGISTERED AS { NLM.nboi linkage-cONS-Automatic (23) };
```

Reemplazada por una versión más reciente

-- *Atributos* (Attributes)

activeESConfigTimer ATTRIBUTE

DERIVED FROM "GMI":timer;

BEHAVIOUR activeESConfigTimer-B BEHAVIOUR

DEFINED AS Currently active value for the ISO 9542 ES configuration timer
in seconds.;;

REGISTERED AS { NLM.aoi activeESConfigTimer (22) };

callsFailed ATTRIBUTE

DERIVED FROM "GMI":nonWrapping64BitCounter;

BEHAVIOUR callsFailed-B BEHAVIOUR

DEFINED AS Counter of the number of X.25 call failures
while attempting establishment by the SNDCF.;;

REGISTERED AS { NLM.aoi callsFailed (30) };

callsPlaced ATTRIBUTE

DERIVED FROM "GMI":nonWrapping64BitCounter;

BEHAVIOUR callsPlaced-B BEHAVIOUR

DEFINED AS Counter of the number of X.25 VCs successfully established
by the SNDCF.;;

REGISTERED AS { NLM.aoi callsPlaced (29) };

defaultESConfigTimer ATTRIBUTE

DERIVED FROM "GMI":timer;

BEHAVIOUR resettingTimer-B, defaultESConfigTimer-B BEHAVIOUR

DEFINED AS Default value for the ISO 9542 ES configuration timer
in seconds. This value is used when the ES has not received,
or has not chosen to accept, a suggested configuration timer
value from an Intermediate System.;;

REGISTERED AS { NLM.aoi defaultESConfigTimer (21) };

eSReachabilityChanges ATTRIBUTE

DERIVED FROM "GMI":nonWrapping64BitCounter;

BEHAVIOUR eSReachabilityChanges-B BEHAVIOUR

DEFINED AS Count of the number of changes in reachability of End Systems
from this system.;;

REGISTERED AS { NLM.aoi eSReachabilityChanges (27) };

holdingTimerMultiplier ATTRIBUTE

WITH ATTRIBUTE SYNTAX NLM.Integer;

BEHAVIOUR holdingTimerMultiplier-B BEHAVIOUR

DEFINED AS The factor to derive holding timer from configuration timer.

This value, when multiplied by a configuration timer yields the value of
the holding timer parameter issued with configuration information. The semantics of
this parameter are such that it is permissible to also add a delta value to the result to
compensate for possible delays and imprecision of timers. The result of the calculation
is truncated, upon overflow, to the maximum value for the parameter permitted by the
protocol (65535).;;

REGISTERED AS { NLM.aoi holdingTimerMultiplier (20) };

Reemplazada por una versión más reciente

idleTimer ATTRIBUTE

DERIVED FROM "GMI":timer;

BEHAVIOUR idleTimer-B BEHAVIOUR

DEFINED AS Time in seconds before release of an idle call.

This timer determines the interval (in seconds) for which a call is permitted to remain idle (i.e. no data traffic in either direction) before being released by the Sndcf;;

REGISTERED AS { NLM.aoi idleTimer (31) };

initialMinimumTimer ATTRIBUTE

DERIVED FROM "GMI":timer;

BEHAVIOUR initialMinimumTimer-B BEHAVIOUR

DEFINED AS Minimum time in seconds to retain call after establishment.

This timer determines the interval (in seconds) that a call shall remain connected after being established, irrespective of traffic. (NOTE – This should be set small enough so that the call is cleared before the start of the next charging interval.);;

REGISTERED AS { NLM.aoi initialMinimumTimer (33) };

invalid9542PDUs ATTRIBUTE

DERIVED FROM "GMI":nonWrapping64BitCounter;

BEHAVIOUR invalid9542PDUs-B BEHAVIOUR

DEFINED AS Counter of invalid 9542 PDUs received.

This is the number of ISO 9542 PDUs received which are discarded as a result of the PDU Header Error Detection or Protocol Error Processing Functions specified in ISO 9542;;

-- NOTE – This counter is therefore a count of the number of

-- communicationsAlarm notifications with a specificProblem value of

-- NLM.iSO9542PDUDiscard generated.

REGISTERED AS { NLM.aoi invalid9542PDUs (101) };

iSConfigurationTimer ATTRIBUTE

DERIVED FROM "GMI":timer;

BEHAVIOUR resettingTimer-B, iSConfigurationTimer-B BEHAVIOUR

DEFINED AS Value in seconds for the ISO 9542 IS configuration timer.

It is used to determine how often an IS reports configuration information to ESs;;

REGISTERED AS { NLM.aoi iSConfigurationTimer (24) };

iSO9542OperationalSubsets ATTRIBUTE

WITH ATTRIBUTE SYNTAX NLM.ISO9542Subsets;

MATCHES FOR EQUALITY;

BEHAVIOUR iSO9542OperationalSubsets-B BEHAVIOUR

DEFINED AS The set of ISO 9542 subsets operational on this linkage.;;

REGISTERED AS { NLM.aoi iSO9542OperationalSubsets (115) };

iSReachabilityChanges ATTRIBUTE

DERIVED FROM "GMI":nonWrapping64BitCounter;

BEHAVIOUR iSReachabilityChanges-B BEHAVIOUR

DEFINED AS Counter of the number of changes in reachability of Intermediate Systems from this system;;

REGISTERED AS { NLM.aoi iSReachabilityChanges (23) };

Reemplazada por una versión más reciente

linkageId ATTRIBUTE

WITH ATTRIBUTE SYNTAX NLM.GraphicString;

MATCHES FOR EQUALITY, SUBSTRINGS;

BEHAVIOUR linkageId-B BEHAVIOUR

DEFINED AS The naming attribute of the linkage MO instance;;

REGISTERED AS { NLM.aoi linkageId (17) };

manualISSNPAAddress ATTRIBUTE

WITH ATTRIBUTE SYNTAX NLM.ManualISSNPAAddress;

MATCHES FOR SET-COMPARISON, SET-INTERSECTION;

BEHAVIOUR manualISSNPAAddress-B BEHAVIOUR

DEFINED AS The set of SNPA Addresses to which calls associated with the SNDCF are to be established in the absence of any other information. The maximum set cardinality shall be implementation specific. An attempt to set the value of an element of this set to a type of SNPAAddress which is not supported by this linkage shall result in a failure of the SET operation.;;

REGISTERED AS { NLM.aoi manualISSNPAAddress (28) };

operationalProtocols ATTRIBUTE

WITH ATTRIBUTE SYNTAX NLM.SupportedProtocols;

MATCHES FOR EQUALITY, SET-COMPARISON, SET-INTERSECTION;

BEHAVIOUR operationalProtocols-B BEHAVIOUR

DEFINED AS The set of network layer protocols supported by this instance of the linkage MO, expressed as the registered object identifiers of the relevant International Standard.;;

REGISTERED AS { NLM.aoi operationalProtocols (111) };

redirectHoldingTime ATTRIBUTE

WITH ATTRIBUTE SYNTAX NLM.RedirectHoldingTime;

MATCHES FOR EQUALITY, ORDERING;

BEHAVIOUR redirectHoldingTime-B BEHAVIOUR

DEFINED AS The holding time (in seconds) to be specified in Redirect PDUs generated by this system;;

REGISTERED AS { NLM.aoi redirectHoldingTime (26) };

reserveTimer ATTRIBUTE

DERIVED FROM "GMI":timer;

BEHAVIOUR reserveTimer-B BEHAVIOUR

DEFINED AS Time in seconds to reserve resources for call re-establishment.

This timer determines the interval (in seconds) for which an attempt shall be made to retain those resources, as determined by the implementation, whose retention will increase the probability of successful re-establishment of an idled VC;;

REGISTERED AS { NLM.aoi reserveTimer (32) };

Reemplazada por una versión más reciente

sN-SAP ATTRIBUTE

WITH ATTRIBUTE SYNTAX NLM.LocalDistinguishedName;

MATCHES FOR EQUALITY;

BEHAVIOUR sN-SAP-B BEHAVIOUR

DEFINED AS Distinguished name of the service provider SAP MO
(if present).

This is obtained via an internal interface when the linkage is enabled. The sN-SAP may be a relationship to an SAP MO in the Datalink Layer, or it may be a relationship to another Managed Object within the Network Layer which is not an SAP MO.

For example, when operating ITU-T Rec. X.233 | ISO/IEC 8473-1 over the ISO/IEC 8208 or ITU-T Rec. X.25 SNDCEF,
it is a relationship to the same x25PLE-DTE MO which is pointed to by the sN-ServiceProvider Attribute. ;;

REGISTERED AS { NLM.aoi sN-SAP (18) };

sN-ServiceProvider ATTRIBUTE

WITH ATTRIBUTE SYNTAX NLM.LocalDistinguishedName;

MATCHES FOR EQUALITY;

BEHAVIOUR sN-ServiceProvider-B BEHAVIOUR

DEFINED AS Distinguished name of the SN service provider MO.

This attribute identifies the subnetwork entity to be used to support the linkage, when enabled. The subnetwork service provider may be in the Datalink Layer, or it may be in the Network Layer

(for example when operating ITU-T Rec. X.233 | ISO/IEC 8473-1 over the ISO/IEC 8208 or ITU-T Rec. X.25 SNDCEF).;;

REGISTERED AS { NLM.aoi sN-ServiceProvider (19) };

suggestedESConfigurationTimer ATTRIBUTE

DERIVED FROM "GMI":timer;

BEHAVIOUR resettingTimer-B, suggestedESConfigurationTimer-B BEHAVIOUR

DEFINED AS Value to be used for the ISO 9542 suggested ES configuration timer value (in seconds),

advertised in IS hellos generated by this network entity;;

REGISTERED AS { NLM.aoi suggestedESConfigurationTimer (25) };

-- *Parámetros* (Parameters)

reachabilityChange PARAMETER

CONTEXT EVENT-INFO;

WITH SYNTAX NLM.ReachabilityChangeSyntax;

REGISTERED AS { NLM.proi reachabilityChange (12) };

Reemplazada por una versión más reciente

5.8 Objeto gestionado de servicio de red en modo con conexión

-
- No hay más de uno de estos MO por entidad de red.
- De acuerdo con su definición, puede ser creado y suprimido explícitamente
- por la operación de gestión, pero en algunos sistemas su existencia será inherente
- a los mismos y no será posible su creación o supresión por la operación de gestión.
- Se han definido vinculaciones de nombre para ambos casos.
-
- Cuando la máquina de protocolo es operable, el estado operacional (operationalState)
- tendrá el valor «habilitado»; en los demás casos, tendrá el valor «inhabilitado».
- Las transiciones de estado operacional se comunicarán utilizando la notificación
- cambio de estado (stateChange). En el estado operacional «habilitado»
- se puede crear un MO de cONS.
-

cONS MANAGED OBJECT CLASS

DERIVED FROM "GMI":coProtocolMachine;

CHARACTERIZED BY cONS-P PACKAGE

**BEHAVIOUR commonStateChange-B,
commonCreationDeletion-B;**

ATTRIBUTES

"DMI":administrativeState GET-REPLACE,

"GMI":coProtocolMachinel

INITIAL VALUE NLM.cONSId-Value

GET,

operationalSystemType

INITIAL VALUE DERIVATION RULE operationalSystemTypeIV-B

GET;

ATTRIBUTE GROUPS

"DMI":state

"DMI":administrativeState

"DMI":operationalState;

ACTIONS

"GMI":activate,

"GMI":deactivate,

"GMI":deactivateWhenNoUsers;

NOTIFICATIONS

"DMI":objectCreation,

"DMI":objectDeletion,

"DMI":stateChange;

::

REGISTERED AS { NLM.moi cONS (24) };

Reemplazada por una versión más reciente

-- Vinculaciones de nombres (Name Bindings)

cONS-networkEntity-Management NAME BINDING

SUBORDINATE OBJECT CLASS cONS AND SUBCLASSES;

NAMED BY

SUPERIOR OBJECT CLASS networkEntity AND SUBCLASSES;

WITH ATTRIBUTE "GMI":coProtocolMachineld;

BEHAVIOUR cONS-networkEntity-Management-B BEHAVIOUR

DEFINED AS The name binding that applies when the cONS managed object
can be created and deleted by management;;

CREATE;

DELETE ONLY-IF-NO-CONTAINED-OBJECTS;

REGISTERED AS { NLM.nboi cONS-networkEntity-Management (8) };

cONS-networkEntity-Automatic NAME BINDING

SUBORDINATE OBJECT CLASS cONS AND SUBCLASSES;

NAMED BY

SUPERIOR OBJECT CLASS networkEntity AND SUBCLASSES;

WITH ATTRIBUTE "GMI":coProtocolMachineld;

BEHAVIOUR cONS-networkEntity-Automatic-B BEHAVIOUR

DEFINED AS The name binding that applies when the cONS managed object
cannot be created or deleted by management;;

REGISTERED AS { NLM.nboi cONS-networkEntity-Automatic (17) };

Reemplazada por una versión más reciente

5.9 Objeto gestionado de conexión de red

--
-- Hay un ejemplo de este MO correspondiente a cada conexión de red.
-- Es creado y suprimido por la operación de la máquina
-- de protocolo.
--
-- En algunas configuraciones, el atributo de nombres de conexiones subyacentes
-- (underlyingConnectionNames) puede contener más de un nombre distinguido.
-- En este caso, el tipo de MO subyacente (y por tanto el recurso subyacente particular)
-- sólo puede determinarse mediante la inspección del MO al que señala
-- este nombre distinguido.
--

```
networkConnection MANAGED OBJECT CLASS
  DERIVED FROM "GMI":singlePeerConnection;
  CHARACTERIZED BY networkConnection-P PACKAGE
  BEHAVIOUR
    commonCreationDeletion-B,
    successfulConnectionEstablishment-B,
    deactivateConnection-B,
    networkConnection-P-B BEHAVIOUR
  DEFINED AS The "GMI":underlyingConnectionNames
    attribute shall contain the distinguished name(s) of the
    other MO(s) which represent the resources used to support
    this connection. In the case of the CONS operating
    directly over X.25, this shall be the single distinguished
    name of the underlying virtual call or permanent
    virtual circuit MO;;
  ATTRIBUTES
    localNSAPMO GET,
    remoteNSAPAddress GET;
  ACTIONS
    "GMI":deactivate;
  NOTIFICATIONS
    "DMI":objectCreation,
    "DMI":objectDeletion,
    "GMI":communicationsInformation;
;;
REGISTERED AS { NLM.moi networkConnection (13) };
-- Vinculaciones de nombre (Name Bindings)
networkConnection-cONS NAME BINDING
  SUBORDINATE OBJECT CLASS networkConnection AND SUBCLASSES;
  NAMED BY
    SUPERIOR OBJECT CLASS cONS AND SUBCLASSES;
  WITH ATTRIBUTE "GMI":connectionId;
  DELETE;
REGISTERED AS { NLM.nboi networkConnection-cONS (19) };
```

Reemplazada por una versión más reciente

-- *Atributos* (Attributes)

localINSAPMO ATTRIBUTE

WITH ATTRIBUTE SYNTAX NLM.LocalDistinguishedName;

MATCHES FOR EQUALITY;

BEHAVIOUR localINSAPMO-B **BEHAVIOUR**

DEFINED AS Pointer to local nSAP MO.

This is a relationship attribute which points to the

local nSAP MO which is associated with the connection;;

REGISTERED AS { NLM.aoi localINSAPMO (106) };

remoteNSAPAddress ATTRIBUTE

WITH ATTRIBUTE SYNTAX NLM.NAddress;

MATCHES FOR EQUALITY;

BEHAVIOUR remoteNSAPAddress-B **BEHAVIOUR**

DEFINED AS The remote NSAP Address

associated with the connection;;

REGISTERED AS { NLM.aoi remoteNSAPAddress (107) };

Reemplazada por una versión más reciente

5.10 PLE X.25 y objetos gestionados conexos

5.10.1 Objeto gestionado de PLE X.25

-- Nunca se producen ejemplos de esta clase de MO. Sirve como un MO PLE X.25 genérico del
-- que se derivan las clases de MO DTE PLE X.25 y DCE PLE X.25.

--

-- Se señala que los valores del atributo de denominación x25PLEId han de ser exclusivos en
-- todos los ejemplos de MO derivados de éste que tienen un superior común.

x25PLE MANAGED OBJECT CLASS

DERIVED FROM "DMI":top;

CHARACTERIZED BY x25PLE-P PACKAGE

BEHAVIOUR commonStateChange-B,

commonCreationDeletion-B,

logicalChannelAssignmentsX25PLE-P-B BEHAVIOUR

**DEFINED AS The logicalChannelAssignments attribute shall not be replaceable
when the value of the operationalState attribute is 'enabled';;**

ATTRIBUTES

x25PLEId GET,

"DMI":operationalState GET,

"DMI":administrativeState GET-REPLACE,

protocolVersionSupported GET,

localDTEAddress GET-REPLACE,

x25PLEMode GET-REPLACE,

defaultThroughputClasses REPLACE-WITH-DEFAULT

DEFAULT VALUE NLM.nullBidirectionalValues

GET-REPLACE,

flowControlParameterNegotiation REPLACE-WITH-DEFAULT

GET-REPLACE,

defaultPacketSizes REPLACE-WITH-DEFAULT

DEFAULT VALUE NLM.nullBidirectionalValues

GET-REPLACE,

defaultWindowSizees REPLACE-WITH-DEFAULT

DEFAULT VALUE NLM.nullBidirectionalValues

GET-REPLACE,

throughputClassNegotiation REPLACE-WITH-DEFAULT

GET-REPLACE,

sN-ServiceProvider REPLACE-WITH-DEFAULT

GET-REPLACE,

sN-SAP GET,

logicalChannelAssignments GET-REPLACE;

ATTRIBUTE GROUPS

"DMI":state

Reemplazada por una versión más reciente

```
"DMI":administrativeState
"DMI":operationalState;
ACTIONS
"GMI":activate,
"GMI":deactivate;
NOTIFICATIONS
"DMI":stateChange,
"DMI":objectCreation,
"DMI":objectDeletion;
;;
REGISTERED AS { NLM.moi x25PLE (25) };
```

Reemplazada por una versión más reciente

5.10.2 Objeto gestionado con valores iniciales de PLE X.25

- Nunca se produce esta clase de MO. Sirve como IVMO de PLE X.25 genérico del que
- se derivan las clases de MO DTE IVMO PLE X.25 y DCE IVMO PLE X.25.
-
- Se señala que los valores del atributo de denominación x25PLEIVMOld han de ser únicos en
- todos los ejemplos de MO derivados de éste que tienen un superior común.

x25PLEIVMO MANAGED OBJECT CLASS

DERIVED FROM "DMI":top;

CHARACTERIZED BY x25PLEIVMO-P PACKAGE

BEHAVIOUR commonCreationDeletion-B;

ATTRIBUTES

defaultPacketSizes REPLACE-WITH-DEFAULT

DEFAULT VALUE NLM.nullBidirectionalValues

GET-REPLACE,

defaultThroughputClasses REPLACE-WITH-DEFAULT

DEFAULT VALUE NLM.nullBidirectionalValues

GET-REPLACE,

defaultWindowSizes REPLACE-WITH-DEFAULT

DEFAULT VALUE NLM.nullBidirectionalValues

GET-REPLACE,

flowControlParameterNegotiation REPLACE-WITH-DEFAULT

GET-REPLACE,

localDTEAddress GET-REPLACE,

logicalChannelAssignments GET-REPLACE,

sN-ServiceProvider GET-REPLACE,

throughputClassNegotiation REPLACE-WITH-DEFAULT

GET-REPLACE,

x25PLEIVMOld GET,

x25PLEMode GET-REPLACE;

NOTIFICATIONS

"DMI":objectCreation,

"DMI":objectDeletion;

;;

REGISTERED AS { NLM.moi x25PLEIVMO (26) };

Reemplazada por una versión más reciente

5.10.3 Objeto gestionado de DTE PLE X.25

- Dentro de un sistema puede haber múltiples ejemplos de estos MO, en correspondencia con múltiples PLE X.25.
-
- De acuerdo con la definición de este MO, puede ser creado y suprimido explícitamente por la operación de gestión o ser creado y suprimido automáticamente como parte del funcionamiento del sistema. Cuando se cree automáticamente un ejemplo de este MO, se podrá utilizar una instancia del DTE IVMO PLE X.25 como fuente de los valores iniciales para los atributos de este MO.
-
- Cuando la PLE X.25 es operable, el estado operacional (*operationalState*) tendrá el valor «habilitado», en los demás casos tendrá el valor «inhabilitado». Las transiciones de estado operacional se comunicarán utilizando la notificación cambio de estado (*stateChange*).

x25PLE-DTE MANAGED OBJECT CLASS

DERIVED FROM x25PLE;

CHARACTERIZED BY x25PLE-DTE-P PACKAGE

BEHAVIOUR

x25PLEImportedNotifications-B;

ATTRIBUTES

callDeflectionSubscription REPLACE-WITH-DEFAULT

GET-REPLACE,

callRequestResponseTimer REPLACE-WITH-DEFAULT

DEFAULT VALUE NLM.callRequestResponseTimerDefault

GET-REPLACE,

extendedPacketSequenceNumbering REPLACE-WITH-DEFAULT

GET-REPLACE,

maxActiveCircuits REPLACE-WITH-DEFAULT

DEFAULT VALUE NLM.nullChoiceInteger

GET-REPLACE,

minimumRecallTimer REPLACE-WITH-DEFAULT

GET-REPLACE,

resetRequestResponseTimer REPLACE-WITH-DEFAULT

DEFAULT VALUE NLM.resetRequestResponseTimerDefault

GET-REPLACE,

restartRequestRetransmissionCount REPLACE-WITH-DEFAULT

DEFAULT VALUE NLM.restartRequestRetransmissionCountDefault

GET-REPLACE,

restartRequestResponseTimer REPLACE-WITH-DEFAULT

DEFAULT VALUE NLM.restartRequestResponseTimerDefault

GET-REPLACE,

clearRequestResponseTimer REPLACE-WITH-DEFAULT

DEFAULT VALUE NLM.clearRequestResponseTimerDefault

GET-REPLACE,

interruptResponseTimer REPLACE-WITH-DEFAULT

DEFAULT VALUE NLM.interruptResponseTimerDefault

GET-REPLACE,

resetRequestRetransmissionCount REPLACE-WITH-DEFAULT

DEFAULT VALUE NLM.resetRequestRetransmissionCountDefault

GET-REPLACE,

Reemplazada por una versión más reciente

```
clearRequestRetransmissionCount REPLACE-WITH-DEFAULT
    DEFAULT VALUE NLM.clearRequestRetransmissionCountDefault
    GET-REPLACE,
callAttempts GET,
protocolErrorsDetectedLocally GET,
protocolErrorsAccusedOf GET,
callEstablishmentRetryCountsExceeded GET;
ATTRIBUTE GROUPS
    "GMI":counters
        callAttempts
        protocolErrorsDetectedLocally
        protocolErrorsAccusedOf
        callEstablishmentRetryCountsExceeded;
NOTIFICATIONS
    "DMI":communicationsAlarm
        notificationData;
;;
CONDITIONAL PACKAGES
dTEX25PLECounters-P
    PRESENT IF the instance supports the dTEX25PLECounters-P
    capabilities,
receivingWindowRotationRecoveryProcedures-P
    PRESENT IF The optional window rotation recovery procedures
    are implemented at a receiving DTE,
transmittingWindowRotationRecoveryProcedures-P
    PRESENT IF The optional window rotation recovery procedures
    are implemented at a transmitting DTE,
packetRetransmissionProcedures-P
    PRESENT IF The optional packet retransmission procedures
    are implemented,
onlineRegistration-P
    PRESENT IF The optional online registration facility
    is implemented;
REGISTERED AS { NLM.moi x25PLE-DTE (17) };
```


Reemplazada por una versión más reciente

5.10.4 Objeto gestionado de DCE de PLE X.25

- Dentro de un sistema hay múltiples ejemplos de estos MO, en correspondencia con múltiples PLE X.25.
-
- De acuerdo con la definición de este MO, puede ser creado y suprimido explícitamente por la operación de gestión o ser creado y suprimido automáticamente como parte del funcionamiento del sistema. Cuando se cree automáticamente un ejemplo de este MO, se podrá utilizar una instancia del DCE IVMO PLE X.25 como fuente de los valores iniciales de los atributos de este MO.
-
- Cuando el PLE X.25 es operable, el estado operacional tendrá el valor «habilitado», en los demás casos tendrá el valor «inhabilitado». Las transiciones de estado operacional se comunicarán utilizando la notificación cambio de estado (stateChange).

x25PLE-DCE MANAGED OBJECT CLASS

DERIVED FROM x25PLE;

CHARACTERIZED BY x25PLE-DCE-P PACKAGE

ATTRIBUTES

callAttempts GET,

callsConnected GET,

cUG REPLACE-WITH-DEFAULT

GET-REPLACE,

fastSelectAcceptance REPLACE-WITH-DEFAULT

GET-REPLACE,

incomingCallsBarred REPLACE-WITH-DEFAULT

GET-REPLACE,

oneWayLogicalChannelOutgoing REPLACE-WITH-DEFAULT

GET-REPLACE,

outgoingCallsBarred REPLACE-WITH-DEFAULT

GET-REPLACE;

ATTRIBUTE GROUPS

"GMI":counters

callAttempts

callsConnected;

::

CONDITIONAL PACKAGES

dCECommonVirtualCircuitCounters-P

PRESENT IF the instance supports the dCECommonVirtualCircuitCounters capabilities,

dCEX25PLEFacilities-P

PRESENT IF the instance supports the dCEX25PLEFacilities capabilities,

dCEX25PLETimers-P

PRESENT IF the instance supports the dCEX25PLETimers capabilities;

REGISTERED AS { NLM.moi x25PLE-DCE (27) };

Reemplazada por una versión más reciente

5.10.5 Objeto gestionado con valores iniciales de DTE de PLE X.25

- En un sistema puede haber múltiples ejemplos de DTE IVMO PLE X.25.
- Puede utilizarse un DTE IVMO PLE X.25 para suministrar valores iniciales de los atributos del MO DTE PLE X.25.
- Diferentes ejemplos de DTE IVMO PLE X.25 pueden contener diferentes valores iniciales.
-
- De acuerdo con su definición, puede ser creado y suprimido explícitamente por la operación de gestión.
-

x25PLEIVMO-DTE MANAGED OBJECT CLASS

DERIVED FROM x25PLEIVMO;

CHARACTERIZED BY x25PLEIVMO-DTE-P PACKAGE

ATTRIBUTES

```
callDeflectionSubscription REPLACE-WITH-DEFAULT
    GET-REPLACE,
callRequestResponseTimer REPLACE-WITH-DEFAULT
    DEFAULT VALUE NLM.callRequestResponseTimerDefault
    GET-REPLACE,
clearRequestResponseTimer REPLACE-WITH-DEFAULT
    DEFAULT VALUE NLM.clearRequestResponseTimerDefault
    GET-REPLACE,
clearRequestRetransmissionCount REPLACE-WITH-DEFAULT
    DEFAULT VALUE NLM.clearRequestRetransmissionCountDefault
    GET-REPLACE,
extendedPacketSequenceNumbering REPLACE-WITH-DEFAULT
    GET-REPLACE,
interruptResponseTimer REPLACE-WITH-DEFAULT
    DEFAULT VALUE NLM.interruptResponseTimerDefault
    GET-REPLACE,
maxActiveCircuits REPLACE-WITH-DEFAULT
    DEFAULT VALUE NLM.nullChoiceInteger
    GET-REPLACE,
minimumRecallTimer REPLACE-WITH-DEFAULT
    GET-REPLACE,
resetRequestResponseTimer REPLACE-WITH-DEFAULT
    DEFAULT VALUE NLM.resetRequestResponseTimerDefault
    GET-REPLACE,
resetRequestRetransmissionCount REPLACE-WITH-DEFAULT
    DEFAULT VALUE NLM.resetRequestRetransmissionCountDefault
    GET-REPLACE,
restartRequestResponseTimer REPLACE-WITH-DEFAULT
    DEFAULT VALUE NLM.restartRequestResponseTimerDefault
    GET-REPLACE,
restartRequestRetransmissionCount REPLACE-WITH-DEFAULT
    DEFAULT VALUE NLM.restartRequestRetransmissionCountDefault
    GET-REPLACE;
```

::

Reemplazada por una versión más reciente

CONDITIONAL PACKAGES

receivingWindowRotationRecoveryProcedures-P

PRESENT IF The optional window rotation recovery procedures are implemented at a receiving DTE,

transmittingWindowRotationRecoveryProcedures-P

PRESENT IF The optional window rotation recovery procedures are implemented at a transmitting DTE,

packetRetransmissionProcedures-P

PRESENT IF The optional packet retransmission procedures are implemented, **onlineRegistration-P**

PRESENT IF The optional online registration facility is implemented;

REGISTERED AS { NLM.moi x25PLEIVMO-DTE (20) };

Reemplazada por una versión más reciente

5.10.6 Objeto gestionado con valores iniciales de DCE de PLE X.25

- En un sistema puede haber múltiples ejemplos de DCE IVMO PLE X.25.
- Puede utilizarse un DCE IVMO PLE X.25 para suministrar valores iniciales para los atributos del MO DCE PLE X.25.
- Diferentes ejemplos de DCE IVMO PLE X.25 pueden contener diferentes valores iniciales.
-
- De acuerdo con su definición, puede ser creado y suprimido explícitamente por la operación de gestión.

```
x25PLEIVMO-DCE MANAGED OBJECT CLASS  
DERIVED FROM x25PLEIVMO;  
REGISTERED AS { NLM.moi x25PLEIVMO-DCE (28) };
```

-- Lotes

```
dCECommonVirtualCircuitCounters-P PACKAGE  
BEHAVIOUR dCECommonVirtualCircuitCounters-P-B BEHAVIOUR  
DEFINED AS provides the set of common counters used in the normal operation of a  
DCE environment, as defined in the appropriate clauses,;  
octetsSentReceivedCounter-B;  
ATTRIBUTES  
dataPacketsReceived GET,  
dataPacketsSent GET,  
interruptPacketsReceived GET,  
interruptPacketsSent GET,  
interruptTimerExpiries GET,  
"DMI":octetsReceivedCounter GET,  
"DMI":octetsSentCounter GET,  
providerInitiatedDisconnects GET,  
providerInitiatedResets GET,  
remotelyInitiatedRestarts GET,  
remotelyInitiatedResets GET,  
resetTimeouts GET,  
x25SegmentsReceived GET,  
x25SegmentsSent GET;  
ATTRIBUTE GROUPS  
"GMI":counters  
dataPacketsReceived  
dataPacketsSent  
interruptPacketsReceived  
interruptPacketsSent  
interruptTimerExpiries  
"DMI":octetsReceivedCounter  
"DMI":octetsSentCounter  
providerInitiatedDisconnects  
providerInitiatedResets  
remotelyInitiatedRestarts  
remotelyInitiatedResets  
resetTimeouts  
x25SegmentsReceived  
x25SegmentsSent;  
REGISTERED AS { NLM.poi dCECommonVirtualCircuitCounters-P (23) };
```

Reemplazada por una versión más reciente

dCEX25PLEFacilities-P PACKAGE

BEHAVIOUR dCEX25PLEFacilities-P-B BEHAVIOUR

DEFINED AS provides the set of Facilities which are optional, and may be implemented in a DCE environment, as defined in the appropriate clauses;;

ATTRIBUTES

bilateralCUG REPLACE-WITH-DEFAULT

GET-REPLACE,

bilateralCUGWithOutgoingAccess REPLACE-WITH-DEFAULT

GET-REPLACE,

callDeflectionSubscription REPLACE-WITH-DEFAULT

GET-REPLACE,

callRedirection REPLACE-WITH-DEFAULT

GET-REPLACE,

chargingInformation REPLACE-WITH-DEFAULT

GET-REPLACE,

cUGWithIncomingAccess REPLACE-WITH-DEFAULT

GET-REPLACE,

cUGWithOutgoingAccess REPLACE-WITH-DEFAULT

GET-REPLACE,

dBitModification REPLACE-WITH-DEFAULT

GET-REPLACE,

defaultThroughputClassesAssignment REPLACE-WITH-DEFAULT

GET-REPLACE,

extendedPacketSequenceNumbering REPLACE-WITH-DEFAULT

GET-REPLACE,

huntGroup REPLACE-WITH-DEFAULT

GET-REPLACE,

incomingCallBarredWithinCUG REPLACE-WITH-DEFAULT

GET-REPLACE,

localChargingPrevention REPLACE-WITH-DEFAULT

GET-REPLACE,

nonStandardDefaultPacketSizes REPLACE-WITH-DEFAULT

GET-REPLACE,

nonStandardDefaultWindowSize REPLACE-WITH-DEFAULT

GET-REPLACE,

nUIOverride REPLACE-WITH-DEFAULT

GET-REPLACE,

nUISubscription REPLACE-WITH-DEFAULT

GET-REPLACE,

oneWayLogicalChannellIncoming REPLACE-WITH-DEFAULT

GET-REPLACE,

onlineFacilityRegistration REPLACE-WITH-DEFAULT

GET-REPLACE,

outgoingCallBarredWithinCUG REPLACE-WITH-DEFAULT

GET-REPLACE,

packetRetransmission REPLACE-WITH-DEFAULT

GET-REPLACE,

reverseChargingAcceptance REPLACE-WITH-DEFAULT

GET-REPLACE,

rPOASubscription REPLACE-WITH-DEFAULT

GET-REPLACE;

REGISTERED AS { NLM.poi dCEX25PLEFacilities-P (26) };

Reemplazada por una versión más reciente

dCEX25PLETimers-P PACKAGE

BEHAVIOUR dCEX25PLETimers-P-B BEHAVIOUR

DEFINED AS provides the set of timers used during the normal operation in a DCE environment, as defined in the appropriate clauses ;;

ATTRIBUTES

clearIndication GET-REPLACE,

-- T13 timer.

incomingCall GET-REPLACE,

-- T11 timer.

resetIndication GET-REPLACE,

-- T12 timer.

restartIndication GET-REPLACE;

-- T10 timer.

REGISTERED AS { NLM.poi dCEX25PLETimers-P (25) };

dTEX25PLECounters-P PACKAGE

BEHAVIOUR dTEX25PLECounters-P-B BEHAVIOUR

DEFINED AS Provides the set of counters which may be associated with the x25PLE-DTE MO.,; octetsSentReceivedCounter-B;

ATTRIBUTES

"DMI":octetsReceivedCounter GET,

-- Note that the DMI definition is in terms of user data octets.

"DMI":octetsSentCounter GET,

-- Note that the DMI definition is in terms of user data octets.

callTimeouts GET,

callsConnected GET,

clearCountsExceeded GET,

clearTimeouts GET,

dataPacketsReceived GET,

dataPacketsSent GET,

-- Note that the "DMI":PDUsSentCounter

-- cannot be used here since it is defined as total number of PDUs sent,

-- not just data PDUs.

dataRetransmissionTimerExpiries GET,

providerInitiatedResets GET,

providerInitiatedDisconnects GET,

remotelyInitiatedResets GET,

remotelyInitiatedRestarts GET,

resetTimeouts GET,

restartCountsExceeded GET;

ATTRIBUTE GROUPS

"GMI":counters

"DMI":octetsSentCounter

"DMI":octetsReceivedCounter

callTimeouts

callsConnected

clearCountsExceeded

Reemplazada por una versión más reciente

clearTimeouts
dataPacketsReceived
dataPacketsSent
dataRetransmissionTimerExpiries
providerInitiatedDisconnects
providerInitiatedResets
remotelyInitiatedResets
remotelyInitiatedRestarts
resetTimeouts
restartCountsExceeded;

REGISTERED AS { NLM.poi dTEX25PLECounters-P (18) };

packetRetransmissionProcedures-P PACKAGE

BEHAVIOUR packetRetransmissionProcedures-P-B BEHAVIOUR

DEFINED AS Controls the operation of the optional packet retransmission procedures
as described in 13.4 of ISO/IEC 8208 or ITU-T Rec. X.25 (2nd Edition);;

ATTRIBUTES

rejectResponseTimer REPLACE-WITH-DEFAULT

DEFAULT VALUE NLM.rejectResponseTimerDefault

GET-REPLACE,

rejectRetransmissionCount REPLACE-WITH-DEFAULT

DEFAULT VALUE NLM.rejectRetransmissionCountDefault

GET-REPLACE;

REGISTERED AS { NLM.poi packetRetransmissionProcedures-P (14) };

receivingWindowRotationRecoveryProcedures-P PACKAGE

BEHAVIOUR

receivingWindowRotationRecoveryProcedures-P-B BEHAVIOUR

DEFINED AS Controls the operation of the optional window rotation recovery procedures
at a receiving DTE as described in 11.2.2 of ISO/IEC 8208 or ITU-T Rec. X.25 (2nd Edition);;

ATTRIBUTES

windowStatusTransmissionTimer REPLACE-WITH-DEFAULT

DEFAULT VALUE NLM.windowStatusTransmissionTimerDefault

GET-REPLACE;

REGISTERED AS { NLM.poi receivingWindowRotationRecoveryProcedures-P (12) };

transmittingWindowRotationRecoveryProcedures-P PACKAGE

BEHAVIOUR

transmittingWindowRotationRecoveryProcedures-P-B BEHAVIOUR

DEFINED AS Controls the operation of the optional window rotation recovery procedures
at a transmitting DTE as described in 11.2.1 of ISO/IEC 8208 or ITU-T Rec. X.25 (2nd Edition);;

ATTRIBUTES

windowRotationTimer REPLACE-WITH-DEFAULT

DEFAULT VALUE

NLM.windowRotationTimerDefault

GET-REPLACE,

dataPacketRetransmissionCount REPLACE-WITH-DEFAULT

DEFAULT VALUE NLM.dataPacketRetransmissionCountDefault

GET-REPLACE;

REGISTERED AS { NLM.poi transmittingWindowRotationRecoveryProcedures-P (13) };

Reemplazada por una versión más reciente

onlineRegistration-P PACKAGE

BEHAVIOUR onlineRegistration-P-B BEHAVIOUR

DEFINED AS Controls the operation of the optional online registration facility as described in 13.1 of ISO/IEC 8208 or ITU-T Rec. X.25 (2nd Edition);;

ATTRIBUTES

registrationRequestResponseTimer REPLACE-WITH-DEFAULT

DEFAULT VALUE NLM.registrationRequestResponseTimerDefault

GET-REPLACE,

registrationRequestRetransmissionCount REPLACE-WITH-DEFAULT

DEFAULT VALUE NLM.registrationRequestRetransmissionCountDefault

GET-REPLACE,

registrationPermitted REPLACE-WITH-DEFAULT

DEFAULT VALUE NLM.registrationPermittedDefault

GET-REPLACE;

REGISTERED AS { NLM.poi onlineRegistration-P (11) };

-- *Comportamientos*

x25PLEPImportedNotifications-B BEHAVIOUR

DEFINED AS The x25PLE-P package imports the communicationsAlarm notification from Rec. X.721 (1992) | ISO/IEC 10165-2.

It is used to report the following x25PLE managed object events.

providerInitiatedDisconnect:

Issued upon receipt of a clear packet with a cause code other than 'DTE originated'.

The information relating to the packet shall be reported as a parameter in the additionalInformation field of the communicationsAlarm, using the notificationData PARAMETER.

The significance sub-parameter of each item of additionalInformation shall be set to the value 'False' (i.e. not significant) so that a managing system receiving the event report will be less likely to reject it.

The value NLM.providerInitiatedDisconnect shall be reported in the specificProblems parameter.

The probableCause shall be set to NLM.communicationsProtocolError.

The perceivedSeverity shall be set to 'Minor'. A subsequent communicationsAlarm with a perceivedSeverity value of 'Cleared' shall not be generated.

No other fields or parameters shall be used, with the exception of further parameters in the additionalInformation field.

Reemplazada por una versión más reciente

remotelyInitiatedReset:

Issued upon occurrence of a remotely initiated reset.
This event is issued in lieu of a 'providerInitiatedReset' when operating in a DTE-DXE environment.
The information relating to the packet shall be reported as a parameter in the additionalInformation field of the communicationsAlarm, using the notificationData PARAMETER
The significance sub-parameter of each item of additionalInformation shall be set to the value 'False' (i.e. not significant) so that a managing system receiving the event report will be less likely to reject it.
The value NLM.remotelyInitiatedDisconnect shall be reported in the specificProblems parameter.
The probableCause shall be set to NLM.communicationsProtocolError.
The perceivedSeverity shall be set to 'Minor'. A subsequent communicationsAlarm with a perceivedSeverity value of 'Cleared' shall not be generated.
No other fields or parameters shall be used, with the exception of further parameters in the additionalInformation field.

providerInitiatedReset:

Issued upon occurrence of a provider initiated reset.
This event is issued when operating in a DTE-DCE environment.
The information relating to the packet shall be reported as a parameter in the additionalInformation field of the communicationsAlarm, using the notificationData PARAMETER
The significance sub-parameter of each item of additionalInformation shall be set to the value 'False' (i.e. not significant) so that a managing system receiving the event report will be less likely to reject it.
The value NLM.providerInitiatedReset shall be reported in the specificProblems parameter.
The probableCause shall be set to NLM.communicationsProtocolError.
The perceivedSeverity shall be set to 'Minor'. A subsequent communicationsAlarm with a perceivedSeverity value of 'Cleared' shall not be generated.
No other fields or parameters shall be used, with the exception of further parameters in the additionalInformation field.

remotelyInitiatedRestart:

Issued upon receipt of a remotely (including provider) initiated restart.
The information relating to the packet shall be reported as a parameter in the additionalInformation field of the communicationsAlarm, using the notificationData PARAMETER
The significance sub-parameter of each item of additionalInformation shall be set to the value 'False' (i.e. not significant) so that a managing system receiving the event report will be less likely to reject it.
The value NLM.remotelyInitiatedRestart shall be reported in the specificProblems parameter.
The probableCause shall be set to NLM.communicationsProtocolError.
The perceivedSeverity shall be set to 'Minor'. A subsequent communicationsAlarm with a perceivedSeverity value of 'Cleared' shall not be generated.
No other fields or parameters shall be used, with the exception of further parameters in the additionalInformation field.

Reemplazada por una versión más reciente

restartCountExceeded:

Issued on restart failure due to restart count (R20) exceeded.
The information relating to the packet shall be reported as a parameter in the additionalInformation field of the communicationsAlarm, using the notificationData PARAMETER
The significance sub-parameter of each item of additionalInformation shall be set to the value 'False' (i.e. not significant) so that a managing system receiving the event report will be less likely to reject it.
The value NLM.restartCountExceeded shall be reported in the specificProblems parameter.
The probableCause shall be set to NLM.communicationsProtocolError.
The perceivedSeverity shall be set to 'Minor'. A subsequent communicationsAlarm with a perceivedSeverity value of 'Cleared' shall not be generated.
No other fields or parameters shall be used, with the exception of further parameters in the additionalInformation field.

protocolErrorDetectedLocally:

Issued upon receipt of a packet which causes the "A=Error" action in the ISO/IEC 8208 or ITU-T Rec. X.25 state tables to be taken.
The information relating to the packet shall be reported as a parameter in the additionalInformation field of the communicationsAlarm, using the notificationData PARAMETER. The values of cause and diagnostic codes shall be those which would have been placed in a diagnostic packet had one been generated by the DTE (i.e. as if it were a DTE). The actual generation of such a packet is not required.
The significance sub-parameter of each item of additionalInformation shall be set to the value 'False' (i.e. not significant) so that a managing system receiving the event report will be less likely to reject it.
The value NLM.communicationsProtocolErrorDetectedLocally shall be reported in the specificProblems parameter.
The probableCause shall be set to NLM.communicationsProtocolError.
The perceivedSeverity shall be set to 'Minor'. A subsequent communicationsAlarm with a perceivedSeverity value of 'Cleared' shall not be generated.
No other fields or parameters shall be used, with the exception of further parameters in the additionalInformation field.

accusedOfProtocolError:

Issued upon receipt of a diagnostic packet or a clear, reset or restart packet with a cause code equal to one of the following:
Remote Procedure Error,
Incompatible Destination,
Invalid Facility Request,
Local Procedure Error.
No other x25PLE communication alarm shall be generated as a result of this particular instance of packet.
The information relating to the packet shall be reported as a

Reemplazada por una versión más reciente

parameter in the additionalInformation field of the communicationsAlarm, using the notificationData PARAMETER

The significance sub-parameter of each item of additionalInformation shall be set to the value 'False' (i.e. not significant) so that a managing system receiving the event report will be less likely to reject it.

The value NLM.accusedOfProtocolError shall be reported in the specificProblems parameter.

The probableCause shall be set to NLM.communicationsProtocolError.

The perceivedSeverity shall be set to 'Minor'. A subsequent communicationsAlarm with a perceivedSeverity value of 'Cleared' shall not be generated.

No other fields or parameters shall be used, with the exception of further parameters in the additionalInformation field.

callEstablishmentRetryCountExceeded:

Issued on retry failure during call establishment due to retry limit exceeded.

The information relating to the call shall be reported as a parameter in the additionalInformation field of the communicationsAlarm, using the notificationData PARAMETER

The significance sub-parameter of each item of additionalInformation shall be set to the value 'False' (i.e. not significant) so that a managing system receiving the event report will be less likely to reject it.

The value NLM.callEstablishmentRetryCountExceeded shall be reported in the specificProblems parameter.

The probableCause shall be set to NLM.communicationsProtocolError.

The perceivedSeverity shall be set to 'Minor'. A subsequent communicationsAlarm with a perceivedSeverity value of 'Cleared' shall not be generated.

No other fields or parameters shall be used, with the exception of further parameters in the additionalInformation field.

clearCountExceeded:

Issued on retry failure due to clear limit (R23) exceeded.

The information relating to the call shall be reported as a parameter in the additionalInformation field of the communicationsAlarm, using the notificationData PARAMETER

The significance sub-parameter of each item of additionalInformation shall be set to the value 'False' (i.e. not significant) so that a managing system receiving the event report will be less likely to reject it.

The value NLM.clearCountExceeded shall be reported in the specificProblems parameter.

The probableCause shall be set to NLM.communicationsProtocolError.

The perceivedSeverity shall be set to 'Minor'. A subsequent communicationsAlarm with a perceivedSeverity value of 'Cleared' shall not be generated.

No other fields or parameters shall be used, with the exception of further parameters in the additionalInformation field.

Reemplazada por una versión más reciente

-- Vinculaciones de nombre

```
x25PLEIVMO-networkSubsystem NAME BINDING
  SUBORDINATE OBJECT CLASS x25PLEIVMO AND SUBCLASSES;
  NAMED BY
    SUPERIOR OBJECT CLASS networkSubsystem AND SUBCLASSES;
    WITH ATTRIBUTE x25PLEIVMOId;
  CREATE WITH-REFERENCE-OBJECT;
  DELETE;
REGISTERED AS { NLM.nboi x25PLEIVMO-networkSubsystem (10) };

x25PLE-networkSubsystem-Management NAME BINDING
  SUBORDINATE OBJECT CLASS x25PLE AND SUBCLASSES;
  NAMED BY
    SUPERIOR OBJECT CLASS networkSubsystem AND SUBCLASSES;
    WITH ATTRIBUTE x25PLEId;
  BEHAVIOUR x25PLE-networkSubsystem-Management-B BEHAVIOUR
    DEFINED AS The name binding that applies when the x25PLE Managed Object
      or its subclasses are created by management operation.;;
  CREATE WITH-REFERENCE-OBJECT;
  DELETE ONLY-IF-NO-CONTAINED-OBJECTS;
REGISTERED AS { NLM.nboi x25PLE-networkSubsystem-Management (9) };

x25PLE-networkSubsystem-Automatic NAME BINDING
  SUBORDINATE OBJECT CLASS x25PLE AND SUBCLASSES;
  NAMED BY
    SUPERIOR OBJECT CLASS networkSubsystem AND SUBCLASSES;
    WITH ATTRIBUTE x25PLEId;
  BEHAVIOUR x25PLE-networkSubsystem-Automatic-B BEHAVIOUR
    DEFINED AS The name binding that applies when the x25PLE Managed Object
      or its subclasses are created by automatic operation of the system.
      The creation of an instance of the x25PLE MO or its subclass
      using this name binding may reference an instance of the x25PLEIVMO
      (or of its subclass). The means by which such an instance (if any)
      of the x25PLEIVMO (or its subclass) is identified a local matter.
      When this occurs,
      some of the initial values of the attributes of the instance
      of the x25PLE MO (or its subclass) may be supplied by the values of the
      attributes in the specified instance of the x25PLEIVMO. However, any
      such value may be overridden by a value supplied by local means (for
      example across an internal interface). Where values are supplied by the
      IVMO, the initial value of an attribute of the x25PLE MO (or its subclass)
      shall be the value of the corresponding attribute in the x25PLEIVMO
      (that is, which has the same attribute template label). The naming
      attribute of the x25PLE MO (or its subclass) is assigned a value
      according to local mechanisms;;
  DELETE;
REGISTERED AS { NLM.nboi x25PLE-networkSubsystem-Automatic (18) };
```

Reemplazada por una versión más reciente

-- Atributos

bilateralCUG ATTRIBUTE

WITH ATTRIBUTE SYNTAX NLM.Boolean;

MATCHES FOR EQUALITY;

BEHAVIOUR bilateralCUG-B BEHAVIOUR

DEFINED AS The subscription of the bilateral closed user group facility as described in ITU-T Recommendation X.2. Expressed as a boolean where a value of 'True' indicates subscription and a value of 'False' indicates non-subscription;;

REGISTERED AS { NLM.aoi bilateralCUG (125) };

bilateralCUGWithOutgoingAccess ATTRIBUTE

WITH ATTRIBUTE SYNTAX NLM.Boolean;

MATCHES FOR EQUALITY;

BEHAVIOUR bilateralCUGWithOutgoingAccess-B BEHAVIOUR

DEFINED AS The subscription of the bilateral CUG with outgoing access facility as described in ITU-T Recommendation X.2. Expressed as a boolean where a value of 'True' indicates subscription and a value of 'False' indicates non-subscription;;

REGISTERED AS { NLM.aoi bilateralCUGWithOutgoingAccess (127) };

callAttempts ATTRIBUTE

DERIVED FROM "GMI":nonWrapping64BitCounter;

BEHAVIOUR callAttempts-B BEHAVIOUR

DEFINED AS Counter of the total number of calls attempted;;

REGISTERED AS { NLM.aoi callAttempts (52) };

callDeflectionSubscription ATTRIBUTE

WITH ATTRIBUTE SYNTAX NLM.Boolean;

MATCHES FOR EQUALITY;

BEHAVIOUR callDeflectionSubscription-B BEHAVIOUR

DEFINED AS The subscription of the call deflection facility as described in ITU-T Recommendation X.2. Expressed as a boolean where a value of 'True' indicates subscription and a value of "False" indicates non-subscription;;

REGISTERED AS { NLM.aoi callDeflectionSubscription (114) };

callEstablishmentRetryCountsExceeded ATTRIBUTE

DERIVED FROM "GMI":nonWrapping64BitCounter;

BEHAVIOUR callEstablishmentRetryCountsExceeded-B BEHAVIOUR

DEFINED AS Counter associated with the callEstablishmentRetryCountExceeded event which generates a communications alarm notification.;;

REGISTERED AS { NLM.aoi callEstablishmentRetryCountsExceeded (65) };

Reemplazada por una versión más reciente

callRedirection ATTRIBUTE
WITH ATTRIBUTE SYNTAX NLM.Boolean;
MATCHES FOR EQUALITY;
BEHAVIOUR callRedirection-B BEHAVIOUR
DEFINED AS The subscription of the call redirection facility
as described in ITU-T Recommendation X.2 Expressed as a boolean
where a value of 'True' indicates subscription and a value
of 'False' indicates non-subscription;;
REGISTERED AS { NLM.aoi callRedirection (129) };

callRequestResponseTimer ATTRIBUTE
WITH ATTRIBUTE SYNTAX NLM.Integer;
MATCHES FOR EQUALITY, ORDERING;
BEHAVIOUR callRequestResponseTimer-B BEHAVIOUR
DEFINED AS Value for Timer T21 (Call Request Response Timer)
in seconds;;
REGISTERED AS { NLM.aoi callRequestResponseTimer (77) };

callTimeouts ATTRIBUTE
DERIVED FROM "GMI":nonWrapping64BitCounter;
BEHAVIOUR callTimeouts-B BEHAVIOUR
DEFINED AS Counter of the number of times timer T21 expiry is experienced
by the PLE;;
REGISTERED AS { NLM.aoi callTimeouts (55) };

callsConnected ATTRIBUTE
DERIVED FROM "GMI":nonWrapping64BitCounter;
BEHAVIOUR callsConnected-B BEHAVIOUR
DEFINED AS Counter of the total number of calls which have reached the open state;;
REGISTERED AS { NLM.aoi callsConnected (53) };

chargingInformation ATTRIBUTE
WITH ATTRIBUTE SYNTAX NLM.Boolean;
MATCHES FOR EQUALITY;
BEHAVIOUR chargingInformation-B BEHAVIOUR
DEFINED AS The subscription of the charging information facility
as described in ITU-T Recommendation X.2.
Expressed as a boolean where a value of 'True' indicates
subscription and a value of 'False' indicates non-subscription;;
REGISTERED AS { NLM.aoi chargingInformation (132) };

clearCountsExceeded ATTRIBUTE
DERIVED FROM "GMI":nonWrapping64BitCounter;
BEHAVIOUR clearCountsExceeded-B BEHAVIOUR
DEFINED AS Counter associated with the clearCountExceeded event
which generates a communications alarm notification.;;
REGISTERED AS { NLM.aoi clearCountsExceeded (66) };

Reemplazada por una versión más reciente

clearIndication ATTRIBUTE
WITH ATTRIBUTE SYNTAX NLM.Integer;
MATCHES FOR EQUALITY, ORDERING;
BEHAVIOUR clearIndication-B BEHAVIOUR
DEFINED AS Value for the Clear Indication, T13 timer, in seconds.;;
REGISTERED AS { NLM.aoi clearIndication (133) };

clearRequestResponseTimer ATTRIBUTE
WITH ATTRIBUTE SYNTAX NLM.Integer;
MATCHES FOR EQUALITY, ORDERING;
BEHAVIOUR clearRequestResponseTimer-B BEHAVIOUR
DEFINED AS Value for Timer T23 (Clear Request Response Timer)
in seconds;;
REGISTERED AS { NLM.aoi clearRequestResponseTimer (79) };

clearRequestRetransmissionCount ATTRIBUTE
WITH ATTRIBUTE SYNTAX NLM.Integer;
MATCHES FOR EQUALITY, ORDERING;
BEHAVIOUR clearRequestRetransmissionCount-B BEHAVIOUR
DEFINED AS Value for count R23 (Clear Request Retransmission Count);;
REGISTERED AS { NLM.aoi clearRequestRetransmissionCount (81) };

clearTimeouts ATTRIBUTE
DERIVED FROM "GMI":nonWrapping64BitCounter;
BEHAVIOUR clearTimeouts-B BEHAVIOUR
DEFINED AS Counter of the number of times timer T23 expiry is experienced
by the PLE;;
REGISTERED AS { NLM.aoi clearTimeouts (56) };

cUG ATTRIBUTE
WITH ATTRIBUTE SYNTAX NLM.Boolean;
MATCHES FOR EQUALITY;
BEHAVIOUR cUG-B BEHAVIOUR
DEFINED AS The subscription of the closed user group facility
as described in ITU-T Recommendation X.2. Expressed as a boolean
where a value of 'True' indicates subscription and a value
of 'False' indicates non-subscription;;
REGISTERED AS { NLM.aoi cUG (134) };

cUGWithIncomingAccess ATTRIBUTE
WITH ATTRIBUTE SYNTAX NLM.Boolean;
MATCHES FOR EQUALITY;
BEHAVIOUR cUGWithIncomingAccess-B BEHAVIOUR
DEFINED AS The subscription of the closed user group with incoming access facility
as described in ITU-T Recommendation X.2. Expressed as a boolean
where a value of 'True' indicates subscription
and a value of 'False' indicates non-subscription;;
REGISTERED AS { NLM.aoi cUGWithIncomingAccess (136) };

Reemplazada por una versión más reciente

cUGWithOutgoingAccess ATTRIBUTE
WITH ATTRIBUTE SYNTAX NLM.Boolean;
MATCHES FOR EQUALITY;
BEHAVIOUR cUGWithOutgoingAccess-B BEHAVIOUR
DEFINED AS The subscription of the CUG with outgoing access facility
as described in ITU-T Recommendation X.2. Expressed as a boolean
where a value of 'True' indicates subscription
and a value of 'False' indicates non-subscription;;
REGISTERED AS { NLM.aoi cUGWithOutgoingAccess (137) };

dBitModification ATTRIBUTE
WITH ATTRIBUTE SYNTAX NLM.Boolean;
MATCHES FOR EQUALITY;
BEHAVIOUR dBitModification-B BEHAVIOUR
DEFINED AS The subscription of the D bit modification facility
as described in ITU-T Recommendation X.2. Expressed as a boolean
where a value of 'True' indicates subscription and a value
of 'False' indicates non-subscription;;
REGISTERED AS { NLM.aoi dBitModification (139) };

dataPacketRetransmissionCount ATTRIBUTE
WITH ATTRIBUTE SYNTAX NLM.Integer;
MATCHES FOR EQUALITY, ORDERING;
BEHAVIOUR dataPacketRetransmissionCount-B BEHAVIOUR
DEFINED AS Value for count R25 (Data Packet Retransmission Count);;
REGISTERED AS { NLM.aoi dataPacketRetransmissionCount (85) };

dataPacketsReceived ATTRIBUTE
DERIVED FROM "GMI":nonWrapping64BitCounter;
BEHAVIOUR dataPacketsReceived-B BEHAVIOUR
DEFINED AS Counter of the total number of data packets received;;
REGISTERED AS { NLM.aoi dataPacketsReceived (51) };

dataPacketsSent ATTRIBUTE
DERIVED FROM "GMI":nonWrapping64BitCounter;
BEHAVIOUR dataPacketsSent-B BEHAVIOUR
DEFINED AS Counter of the total number of data packets sent;;
REGISTERED AS { NLM.aoi dataPacketsSent (50) };

dataRetransmissionTimerExpiries ATTRIBUTE
DERIVED FROM "GMI":nonWrapping64BitCounter;
BEHAVIOUR dataRetransmissionTimerExpiries-B BEHAVIOUR
DEFINED AS Counter of the number of expiries of timer T25.
Returns zero if the option is not implemented;;
REGISTERED AS { NLM.aoi dataRetransmissionTimerExpiries (58) };

Reemplazada por una versión más reciente

defaultPacketSizes ATTRIBUTE

WITH ATTRIBUTE SYNTAX NLM.BidirectionalValues;

MATCHES FOR EQUALITY;

BEHAVIOUR defaultPacketSizes-B BEHAVIOUR

DEFINED AS The default value of the packet sizes.

A value of NULL indicates the ISO/IEC 8208 or ITU-T Rec. X.25 default value of 128. Any other value indicates the value agreed by the nonstandard default packet sizes facility.;;

REGISTERED AS { NLM.aoi defaultPacketSizes (103) };

defaultThroughputClasses ATTRIBUTE

WITH ATTRIBUTE SYNTAX NLM.BidirectionalValues;

MATCHES FOR EQUALITY;

BEHAVIOUR defaultThroughputClasses-B BEHAVIOUR

DEFINED AS The default throughput class values.

A value of NULL indicates the normal default.

Any other value indicates the value agreed by the defaultThroughputClassesAssignment facility.;;

REGISTERED AS { NLM.aoi defaultThroughputClasses (112) };

defaultThroughputClassesAssignment ATTRIBUTE

WITH ATTRIBUTE SYNTAX NLM.DefaultTCA;

MATCHES FOR EQUALITY;

BEHAVIOUR defaultThroughputClassesAssignment-B BEHAVIOUR

DEFINED AS The subscription of the default throughput classes assignment facility

as described in ITU-T Recommendation X.2. Expressed as a boolean

where a value of 'True' indicates subscription

and a value of 'False' indicates non-subscription.;;

REGISTERED AS { NLM.aoi defaultThroughputClassesAssignment (144) };

defaultWindowSizes ATTRIBUTE

WITH ATTRIBUTE SYNTAX NLM.BidirectionalValues;

MATCHES FOR EQUALITY;

BEHAVIOUR defaultWindowSizes-B BEHAVIOUR

DEFINED AS The default value of the window sizes.

A value of NULL indicates the ITU-T Recommendation | International Standard default value of 2. Any other value indicates

the value agreed by the nonstandard default window sizes facility.;;

REGISTERED AS { NLM.aoi defaultWindowSizes (104) };

extendedPacketSequenceNumbering ATTRIBUTE

WITH ATTRIBUTE SYNTAX NLM.PacketSequencing;

MATCHES FOR EQUALITY;

BEHAVIOUR extendedPacketSequenceNumbering-B BEHAVIOUR

DEFINED AS The modulo of the packet sequence number space.

Expressed as an integer. The ITU-T Recommendation | International Standard only requires support for at least one of the two values 8 and 128, but it is possible

that some future revision may extend the range. A system is only required to support the setting of values which are also required

by the protocol standard. A system shall return an error when an attempt is made to set the value to a value which is not supported

by that system.;;

REGISTERED AS { NLM.aoi extendedPacketSequenceNumbering (49) };

Reemplazada por una versión más reciente

fastSelectAcceptance ATTRIBUTE

WITH ATTRIBUTE SYNTAX NLM.Boolean;

MATCHES FOR EQUALITY;

BEHAVIOUR fastSelectAcceptance-B BEHAVIOUR

DEFINED AS The subscription of the fast select acceptance as described in ITU-T Recommendation X.2. Expressed as a boolean where a value of 'True' indicates subscription and a value of 'False' indicates non-subscription;;

REGISTERED AS { NLM.aoi fastSelectAcceptance (145) };

flowControlParameterNegotiation ATTRIBUTE

WITH ATTRIBUTE SYNTAX NLM.Boolean;

MATCHES FOR EQUALITY;

BEHAVIOUR flowControlParameterNegotiation-B BEHAVIOUR

DEFINED AS The subscription of the flow control parameter negotiation facility as described in ITU-T Recommendation X.2.

When this has the value 'true', the use of flow control parameter negotiation (by specifying values for the window and packet size in call request and accept packets) is permitted. When it has the value 'false', no such values shall be specified in call request and accept packets, and any values specified in an IVMO or via an internal interface shall be ignored.;;

REGISTERED AS { NLM.aoi flowControlParameterNegotiation (119) };

huntGroup ATTRIBUTE

WITH ATTRIBUTE SYNTAX NLM.Boolean;

MATCHES FOR EQUALITY;

BEHAVIOUR huntGroup-B BEHAVIOUR

DEFINED AS The subscription of the hunt group facility as described in ITU-T Recommendation X.2. Expressed as a boolean where a value of 'True' indicates subscription and a value of 'False' indicates non-subscription;;

REGISTERED AS { NLM.aoi huntGroup (146) };

incomingCall ATTRIBUTE

WITH ATTRIBUTE SYNTAX NLM.Integer;

MATCHES FOR EQUALITY, ORDERING;

BEHAVIOUR incomingCall-B BEHAVIOUR

DEFINED AS Value for the Incoming Call, T11 timer, in seconds.;;

REGISTERED AS { NLM.aoi incomingCall (147) };

incomingCallBarredWithinCUG ATTRIBUTE

WITH ATTRIBUTE SYNTAX NLM.Boolean;

MATCHES FOR EQUALITY;

BEHAVIOUR incomingCallBarredWithinCUG-B BEHAVIOUR

DEFINED AS The subscription of the incoming call barred within a CUG facility as described in ITU-T Recommendation X.2. Expressed as a boolean where a value of 'True' indicates subscription and a value of 'False' indicates non-subscription;;

REGISTERED AS { NLM.aoi incomingCallBarredWithinCUG (149) };

Reemplazada por una versión más reciente

incomingCallsBarred ATTRIBUTE
WITH ATTRIBUTE SYNTAX NLM.Boolean;
MATCHES FOR EQUALITY;
BEHAVIOUR incomingCallsBarred-B BEHAVIOUR
DEFINED AS The subscription of the incoming calls barred facility
as described in ITU-T Recommendation X.2. Expressed as a boolean
where a value of 'True' indicates subscription and a value
of 'False' indicates non-subscription;;
REGISTERED AS { NLM.aoi incomingCallsBarred (148) };

interruptPacketsReceived ATTRIBUTE
DERIVED FROM "GMI":nonWrapping64BitCounter;
BEHAVIOUR interruptPacketsReceived-B BEHAVIOUR
DEFINED AS Counter of the number of interrupt packets received
by the PLE or over the PVC/VC;;
REGISTERED AS { NLM.aoi interruptPacketsReceived (68) };

interruptPacketsSent ATTRIBUTE
DERIVED FROM "GMI":nonWrapping64BitCounter;
BEHAVIOUR interruptPacketsSent-B BEHAVIOUR
DEFINED AS Counter of the number of interrupt packets sent
by the PLE or over the PVC/VC;;
REGISTERED AS { NLM.aoi interruptPacketsSent (67) };

interruptResponseTimer ATTRIBUTE
WITH ATTRIBUTE SYNTAX NLM.Integer;
MATCHES FOR EQUALITY, ORDERING;
BEHAVIOUR interruptResponseTimer-B BEHAVIOUR
DEFINED AS Value for Timer T26 (Interrupt Response Timer) in seconds;;
REGISTERED AS { NLM.aoi interruptResponseTimer (82) };

interruptTimerExpiries ATTRIBUTE
DERIVED FROM "GMI":nonWrapping64BitCounter;
BEHAVIOUR interruptTimerExpiries-B BEHAVIOUR
DEFINED AS Counter of the number of expiries of timer T26
experienced by the PLE or over the PVC/VC;;
REGISTERED AS { NLM.aoi interruptTimerExpiries (69) };

localChargingPrevention ATTRIBUTE
WITH ATTRIBUTE SYNTAX NLM.Boolean;
MATCHES FOR EQUALITY;
BEHAVIOUR localChargingPrevention-B BEHAVIOUR
DEFINED AS The subscription of the local charging prevention facility
as described in ITU-T Recommendation X.2. Expressed as a boolean
where a value of 'True' indicates subscription and a value
of 'False' indicates non-subscription;;
REGISTERED AS { NLM.aoi localChargingPrevention (150) };

Reemplazada por una versión más reciente

localDTEAddress ATTRIBUTE

WITH ATTRIBUTE SYNTAX NLM.DTEAddress;
MATCHES FOR EQUALITY;
BEHAVIOUR localDTEAddress-B BEHAVIOUR
DEFINED AS The full DTE address of this PLE
expressed as an X.121, E.164, etc. address;;

REGISTERED AS { NLM.aoi localDTEAddress (39) };

logicalChannelAssignments ATTRIBUTE

WITH ATTRIBUTE SYNTAX NLM.LogicalChannelAssignments;
MATCHES FOR EQUALITY;
BEHAVIOUR logicalChannelAssignments-B BEHAVIOUR
DEFINED AS Represents the logical channel assignments of this PLE,
expressed as a four-tuple where the values represent
the set (with maximum permitted cardinality (LIC - 1), minimum required
cardinality of zero) of PVC channels (with maximum value (LIC - 1),
and minimum value 1) assigned,
the incoming channel range,
the two-way channel range,
the outgoing channel range,
respectively.
The presence of each of the ranges shall be optional. Absence of a particular range
shall signify that there are no channels of that type assigned. Within each range, the
low value shall be less than or equal to the high value, and there shall be no value in any
set or range which is greater than or equal to a value in a subsequent range when ordered
as above.
This attribute is subject to the rules for logical assignments described in 3.7 of
ISO/IEC 8208 or ITU-T Rec. X.25.;;

REGISTERED AS { NLM.aoi logicalChannelAssignments (48) };

maxActiveCircuits ATTRIBUTE

WITH ATTRIBUTE SYNTAX NLM.MaxActiveCircuits;
MATCHES FOR EQUALITY, ORDERING;
BEHAVIOUR maxActiveCircuits-B BEHAVIOUR
DEFINED AS The maximum number of active circuits permitted on this PLE.
When the NULL value is specified, the maximum number of active circuits
shall be limited only by the resources available to the entity;;

REGISTERED AS { NLM.aoi maxActiveCircuits (41) };

minimumRecallTimer ATTRIBUTE

WITH ATTRIBUTE SYNTAX NLM.Integer;
MATCHES FOR EQUALITY, ORDERING;
BEHAVIOUR minimumRecallTimer-B BEHAVIOUR
DEFINED AS Minimum time in seconds before recall permitted.
This timer determines the minimum interval (in seconds) which shall elapse
following an unsuccessful first call attempt before a subsequent call attempt is
permitted;;

REGISTERED AS { NLM.aoi minimumRecallTimer (43) };

Reemplazada por una versión más reciente

nonStandardDefaultPacketSizes ATTRIBUTE

WITH ATTRIBUTE SYNTAX NLM.NonStandardDPS;

MATCHES FOR EQUALITY;

BEHAVIOUR nonStandardDefaultPacketSizes-B BEHAVIOUR

DEFINED AS The subscription of the non standard default packet sizes facility as described in ITU-T Recommendation X.2. Expressed as a boolean where a value of 'True' indicates subscription and a value of 'False' indicates non-subscription;;

REGISTERED AS { NLM.aoi nonStandardDefaultPacketSizes (151) };

nonStandardDefaultWindowSizes ATTRIBUTE

WITH ATTRIBUTE SYNTAX NLM.NonStandardDWS;

MATCHES FOR EQUALITY;

BEHAVIOUR nonStandardDefaultWindowSizes-B BEHAVIOUR

DEFINED AS The subscription of the non standard default window sizes facility as described in ITU-T Recommendation X.2. Expressed as a boolean where a value of 'True' indicates subscription and a value of 'False' indicates non-subscription;;

REGISTERED AS { NLM.aoi nonStandardDefaultWindowSizes (152) };

nUIOverride ATTRIBUTE

WITH ATTRIBUTE SYNTAX NLM.Boolean;

MATCHES FOR EQUALITY;

BEHAVIOUR nUIOverride-B BEHAVIOUR

DEFINED AS The subscription of the NUI override facility as described in ITU-T Recommendation X.2. Expressed as a boolean where a value of 'True' indicates subscription and a value of 'False' indicates non-subscription;;

REGISTERED AS { NLM.aoi nUIOverride (154) };

nUISubscription ATTRIBUTE

WITH ATTRIBUTE SYNTAX NLM.Boolean;

MATCHES FOR EQUALITY;

BEHAVIOUR nUISubscription-B BEHAVIOUR

DEFINED AS The subscription of the NUI subscription facility as described in ITU-T Recommendation X.2. Expressed as a boolean where a value of 'True' indicates subscription and a value of 'False' indicates non-subscription;;

REGISTERED AS { NLM.aoi nUISubscription (153) };

oneWayLogicalChannellncoming ATTRIBUTE

WITH ATTRIBUTE SYNTAX NLM.Boolean;

MATCHES FOR EQUALITY;

BEHAVIOUR oneWayLogicalChannellncoming-B BEHAVIOUR

DEFINED AS The subscription of the one way logical channel incoming facility as described in ITU-T Recommendation X.2. Expressed as a boolean where a value of 'True' indicates subscription and a value of 'False' indicates non-subscription;;

REGISTERED AS { NLM.aoi oneWayLogicalChannellncoming (156) };

Reemplazada por una versión más reciente

oneWayLogicalChannelOutgoing ATTRIBUTE
WITH ATTRIBUTE SYNTAX NLM.Boolean;
MATCHES FOR EQUALITY;
BEHAVIOUR oneWayLogicalChannelOutgoing-B BEHAVIOUR
DEFINED AS The subscription of the one way logical channel outgoing facility
as described in ITU-T Recommendation X.2. Expressed as a boolean
where a value of 'True' indicates subscription
and a value of 'False' indicates non-subscription;;
REGISTERED AS { NLM.aoi oneWayLogicalChannelOutgoing (157) };

onlineFacilityRegistration ATTRIBUTE
WITH ATTRIBUTE SYNTAX NLM.Boolean;
MATCHES FOR EQUALITY;
BEHAVIOUR onlineFacilityRegistration-B BEHAVIOUR
DEFINED AS The subscription of the on-line facility registration facility
as described in ITU-T Recommendation X.2. Expressed as a boolean
where a value of 'True' indicates subscription
and a value of 'False' indicates non subscription;;
REGISTERED AS { NLM.aoi onlineFacilityRegistration (158) };

outgoingCallBarredWithinCUG ATTRIBUTE
WITH ATTRIBUTE SYNTAX NLM.Boolean;
MATCHES FOR EQUALITY;
BEHAVIOUR outgoingCallBarredWithinCUG-B BEHAVIOUR
DEFINED AS The subscription of the outgoing call barred within a CUG facility
as described in ITU-T Recommendation X.2. Expressed as a boolean
where a value of 'True' indicates subscription
and a value of 'False' indicates non-subscription;;
REGISTERED AS { NLM.aoi outgoingCallBarredWithinCUG (160) };

outgoingCallsBarred ATTRIBUTE
WITH ATTRIBUTE SYNTAX NLM.Boolean;
MATCHES FOR EQUALITY;
BEHAVIOUR outgoingCallsBarred-B BEHAVIOUR
DEFINED AS The subscription of the outgoing calls barred facility
as described in ITU-T Recommendation X.2. Expressed as a boolean
where a value of 'True' indicates subscription and a value
of 'False' indicates non-subscription;;
REGISTERED AS { NLM.aoi outgoingCallsBarred (159) };

packetRetransmission ATTRIBUTE
WITH ATTRIBUTE SYNTAX NLM.Boolean;
MATCHES FOR EQUALITY;
BEHAVIOUR packetRetransmission-B BEHAVIOUR
DEFINED AS The subscription of the packet retransmissions facility
as described in ITU-T Recommendation X.2. Expressed as a boolean
where a value of 'True' indicates subscription and a value
of 'False' indicates non-subscription. If non-subscription,
then the attributes for rejectTimer and rejectCount
will have NULL values.;;
REGISTERED AS { NLM.aoi packetRetransmission (161) };

Reemplazada por una versión más reciente

protocolErrorsAccusedOf ATTRIBUTE
DERIVED FROM "GMI":nonWrapping64BitCounter;
BEHAVIOUR protocolErrorsAccusedOf-B BEHAVIOUR
DEFINED AS Counter associated with the accusedOfProtocolError event
which generates a communications alarm notification.;;
REGISTERED AS { NLM.aoi protocolErrorsAccusedOf (64) };

protocolErrorsDetectedLocally ATTRIBUTE
DERIVED FROM "GMI":nonWrapping64BitCounter;
BEHAVIOUR protocolErrorsDetectedLocally-B BEHAVIOUR
DEFINED AS Counter associated with the protocolErrorDetectedLocally event
which generates a communications alarm notification;;
REGISTERED AS { NLM.aoi protocolErrorsDetectedLocally (63) };

protocolVersionSupported ATTRIBUTE
WITH ATTRIBUTE SYNTAX NLM.ProtocolVersion;
MATCHES FOR EQUALITY;
BEHAVIOUR protocolVersionSupported-B BEHAVIOUR
DEFINED AS The supported ITU-T Recommendation | International Standard protocol version
available on the PLE interface;;
REGISTERED AS { NLM.aoi protocolVersionSupported (38) };

providerInitiatedDisconnects ATTRIBUTE
DERIVED FROM "GMI":nonWrapping64BitCounter;
BEHAVIOUR providerInitiatedDisconnects-B BEHAVIOUR
DEFINED AS Counter for the providerInitiatedDisconnect events
which generate communication alarm notifications.;;
REGISTERED AS { NLM.aoi providerInitiatedDisconnects (54) };

providerInitiatedResets ATTRIBUTE
DERIVED FROM "GMI":nonWrapping64BitCounter;
BEHAVIOUR providerInitiatedResets-B BEHAVIOUR
DEFINED AS Counter associated with the providerInitiatedReset event
which generates a communication alarm notification.;;
REGISTERED AS { NLM.aoi providerInitiatedResets (59) };

rOASubscription ATTRIBUTE
WITH ATTRIBUTE SYNTAX NLM.Boolean;
MATCHES FOR EQUALITY;
BEHAVIOUR rOASubscription-B BEHAVIOUR
DEFINED AS The subscription of the ROA Subscription facility
as described in ITU-T Recommendation X.2. Expressed as a boolean
where a value of 'True' indicates subscription and a value
of 'False' indicates non-subscription;;
REGISTERED AS { NLM.aoi rOASubscription (167) };

registrationPermitted ATTRIBUTE
WITH ATTRIBUTE SYNTAX NLM.Boolean;
MATCHES FOR EQUALITY;
BEHAVIOUR registrationPermitted-B BEHAVIOUR
DEFINED AS When true, the use of online facility registration is permitted.;;
REGISTERED AS { NLM.aoi registrationPermitted (105) };

Reemplazada por una versión más reciente

registrationRequestResponseTimer ATTRIBUTE
WITH ATTRIBUTE SYNTAX NLM.Integer;
MATCHES FOR EQUALITY, ORDERING;
BEHAVIOUR registrationRequestResponseTimer-B BEHAVIOUR
DEFINED AS Value for Timer T28 (Registration Request Response Timer) in seconds;;
REGISTERED AS { NLM.aoi registrationRequestResponseTimer (44) };

registrationRequestRetransmissionCount ATTRIBUTE
WITH ATTRIBUTE SYNTAX NLM.Integer;
MATCHES FOR EQUALITY, ORDERING;
BEHAVIOUR registrationRequestRetransmissionCount-B BEHAVIOUR
DEFINED AS Value for count R28 (Registration Request Retransmission Count);;
REGISTERED AS { NLM.aoi registrationRequestRetransmissionCount (46) };

rejectResponseTimer ATTRIBUTE
WITH ATTRIBUTE SYNTAX NLM.Integer;
MATCHES FOR EQUALITY, ORDERING;
BEHAVIOUR rejectResponseTimer-B BEHAVIOUR
DEFINED AS Value for Timer T27 (Reject Response Timer) in seconds;;
REGISTERED AS { NLM.aoi rejectResponseTimer (86) };

rejectRetransmissionCount ATTRIBUTE
WITH ATTRIBUTE SYNTAX NLM.Integer;
MATCHES FOR EQUALITY, ORDERING;
BEHAVIOUR rejectRetransmissionCount-B BEHAVIOUR
DEFINED AS Value for count R27 (Reject Retransmission Count);;
REGISTERED AS { NLM.aoi rejectRetransmissionCount (87) };

remotelyInitiatedResets ATTRIBUTE
DERIVED FROM "GMI":nonWrapping64BitCounter;
BEHAVIOUR remotelyInitiatedResets-B BEHAVIOUR
DEFINED AS Counter associated with the remotelyInitiatedReset event
which generates a communication alarm notification.;;
REGISTERED AS { NLM.aoi remotelyInitiatedResets (57) };

remotelyInitiatedRestarts ATTRIBUTE
DERIVED FROM "GMI":nonWrapping64BitCounter;
BEHAVIOUR remotelyInitiatedRestarts-B BEHAVIOUR
DEFINED AS Counter of the number of remotely initiated restarts.
This is the total number of remotely initiated (including provider initiated) restarts
experienced by the PLE, excluding the
restart associated with bringing up the PLE interface;;
REGISTERED AS { NLM.aoi remotelyInitiatedRestarts (61) };

resetIndication ATTRIBUTE
WITH ATTRIBUTE SYNTAX NLM.Integer;
MATCHES FOR EQUALITY, ORDERING;
BEHAVIOUR resetIndication-B BEHAVIOUR
DEFINED AS Value for the Reset Indication, T12 timer, in seconds.;;
REGISTERED AS { NLM.aoi resetIndication (163) };

Reemplazada por una versión más reciente

resetRequestResponseTimer ATTRIBUTE
WITH ATTRIBUTE SYNTAX NLM.Integer;
MATCHES FOR EQUALITY, ORDERING;
BEHAVIOUR resetRequestResponseTimer-B BEHAVIOUR
DEFINED AS Value for Timer T22 (Reset Request Response Timer) in seconds;;
REGISTERED AS { NLM.aoi resetRequestResponseTimer (78) };

resetRequestRetransmissionCount ATTRIBUTE
WITH ATTRIBUTE SYNTAX NLM.Integer;
MATCHES FOR EQUALITY, ORDERING;
BEHAVIOUR resetRequestRetransmissionCount-B BEHAVIOUR
DEFINED AS Value for count R22 (Reset Request Retransmission Count);;
REGISTERED AS { NLM.aoi resetRequestRetransmissionCount (80) };

resetTimeouts ATTRIBUTE
DERIVED FROM "GMI":nonWrapping64BitCounter;
BEHAVIOUR resetTimeouts-B BEHAVIOUR
DEFINED AS Counter of the number of timer T22 expiries experienced
by the PLE;;
REGISTERED AS { NLM.aoi resetTimeouts (60) };

restartCountsExceeded ATTRIBUTE
DERIVED FROM "GMI":nonWrapping64BitCounter;
BEHAVIOUR restartCountsExceeded-B BEHAVIOUR
DEFINED AS Counter associated with the restartCountExceeded event
which generates a communication alarm notification.;;
REGISTERED AS { NLM.aoi restartCountsExceeded (62) };

restartIndication ATTRIBUTE
WITH ATTRIBUTE SYNTAX NLM.Integer;
MATCHES FOR EQUALITY, ORDERING;
BEHAVIOUR restartIndication-B BEHAVIOUR
DEFINED AS Value for the Restart Indication, T10 timer, in seconds.;;
REGISTERED AS { NLM.aoi restartIndication (164) };

restartRequestResponseTimer ATTRIBUTE
WITH ATTRIBUTE SYNTAX NLM.Integer;
MATCHES FOR EQUALITY, ORDERING;
BEHAVIOUR restartRequestResponseTimer-B BEHAVIOUR
DEFINED AS Value for Timer T20 (Restart Request Response Timer) in seconds;;
REGISTERED AS { NLM.aoi restartRequestResponseTimer (42) };

restartRequestRetransmissionCount ATTRIBUTE
WITH ATTRIBUTE SYNTAX NLM.Integer;
MATCHES FOR EQUALITY, ORDERING;
BEHAVIOUR restartRequestRetransmissionCount-B BEHAVIOUR
DEFINED AS Value for count R20 (Restart Request Retransmission Count);;
REGISTERED AS { NLM.aoi restartRequestRetransmissionCount (45) };

Reemplazada por una versión más reciente

reverseChargingAcceptance ATTRIBUTE
WITH ATTRIBUTE SYNTAX NLM.Boolean;
MATCHES FOR EQUALITY;
BEHAVIOUR reverseChargingAcceptance-B BEHAVIOUR
DEFINED AS The subscription of the reverse charging acceptance facility as described in ITU-T Recommendation X.2. Expressed as a boolean where a value of 'True' indicates subscription and a value of 'False' indicates non-subscription;;
REGISTERED AS { NLM.aoi reverseChargingAcceptance (165) };

throughputClassNegotiation ATTRIBUTE
WITH ATTRIBUTE SYNTAX NLM.Boolean;
MATCHES FOR EQUALITY;
BEHAVIOUR throughputClassNegotiation-B BEHAVIOUR
DEFINED AS The subscription of the throughput class negotiation facility as described in ITU-T Recommendation X.2. Expressed as a boolean where a value of 'True' indicates subscription and a value of 'False' indicates non-subscription;;
REGISTERED AS { NLM.aoi throughputClassNegotiation (168) };

windowRotationTimer ATTRIBUTE
WITH ATTRIBUTE SYNTAX NLM.Integer;
MATCHES FOR EQUALITY, ORDERING;
BEHAVIOUR windowRotationTimer-B BEHAVIOUR
DEFINED AS Default for Timer T25 (Window Rotation Timer) in seconds;;
REGISTERED AS { NLM.aoi windowRotationTimer (84) };

windowStatusTransmissionTimer ATTRIBUTE
WITH ATTRIBUTE SYNTAX NLM.Integer;
MATCHES FOR EQUALITY, ORDERING;
BEHAVIOUR windowStatusTransmissionTimer-B BEHAVIOUR
DEFINED AS Value for Timer T24 (Window Status Transmission Timer) in seconds;;
REGISTERED AS { NLM.aoi windowStatusTransmissionTimer (83) };

x25PLEId ATTRIBUTE
WITH ATTRIBUTE SYNTAX NLM.GraphicString;
MATCHES FOR EQUALITY, SUBSTRINGS;
BEHAVIOUR x25PLEId-B BEHAVIOUR
DEFINED AS The name of this instance of x25PLE MO;;
REGISTERED AS { NLM.aoi x25PLEId (36) };

x25PLEMode ATTRIBUTE
WITH ATTRIBUTE SYNTAX NLM.X25PLEMode;
MATCHES FOR EQUALITY;
BEHAVIOUR x25PLEMode-B BEHAVIOUR
DEFINED AS The DCE/DTE mode in which the X.25 PLE is currently operating.
One of the following modes of operation may be indicated.
(0) DTE mode applying to both ITU-T Rec. X.25 and ISO/IEC 8208 operation,
(1) DCE mode applying to ITU-T Rec. X.25 operation only, and
(2) DTE acting as a DCE applying to ISO/IEC 8208 operation only.;;
REGISTERED AS { NLM.aoi x25PLEMode (120) };

Reemplazada por una versión más reciente

x25PLEIVMOId ATTRIBUTE
WITH ATTRIBUTE SYNTAX NLM.GraphicString;
MATCHES FOR EQUALITY, SUBSTRINGS;
BEHAVIOUR x25PLEIVMOId-B BEHAVIOUR
DEFINED AS The name of this instance of x25PLE IVMO;;
REGISTERED AS { NLM.aoi x25PLEIVMOId (37) };

x25SegmentsReceived ATTRIBUTE
DERIVED FROM "GMI":nonWrapping64BitCounter;
MATCHES FOR EQUALITY, ORDERING;
BEHAVIOUR x25SegmentsReceived-B BEHAVIOUR
DEFINED AS Value for count of X.25 Segments Received.;;
REGISTERED AS { NLM.aoi x25SegmentsReceived (171) };

x25SegmentsSent ATTRIBUTE
DERIVED FROM "GMI":nonWrapping64BitCounter;
MATCHES FOR EQUALITY, ORDERING;
BEHAVIOUR x25SegmentsSent-B BEHAVIOUR
DEFINED AS Value for count of X.25 Segments Sent.;;
REGISTERED AS { NLM.aoi x25SegmentsSent (170) };

-- *Parámetros*

notificationData PARAMETER
CONTEXT EVENT-INFO;
WITH SYNTAX NLM.NotificationDataSyntax;
BEHAVIOUR notificationData-B BEHAVIOUR
DEFINED AS Information relating to the call
which resulted in the notification;;
REGISTERED AS { NLM.proi notificationData (7) };

Reemplazada por una versión más reciente

5.11 Circuito virtual y objetos gestionados conexos

5.11.1 Objeto gestionado de circuito virtual

- Nunca se producen ejemplos de esta clase de MO. Sirve como MO de circuito virtual genérico
- del que se derivan los MO de DTE de circuito virtual y de DCE de circuito virtual.
- Se señala que los valores del atributo de denominación virtualCircuitId (identificación de
- circuito virtual) han de ser únicos en todos los ejemplos de MO derivados de éste que tienen
- un superior común.

```
virtualCircuit MANAGED OBJECT CLASS
  DERIVED FROM "DMI":top;
  CHARACTERIZED BY virtualCircuit-P PACKAGE
  BEHAVIOUR
    commonCreationDeletion-B,
    virtualCircuitNaming-B;
  ATTRIBUTES
    virtualCircuitId GET,
    logicalChannel GET,
    packetSizes GET,
    throughputClasses GET,
    windowSizes GET;
  NOTIFICATIONS
    "DMI":objectCreation,
    "DMI":objectDeletion;
  ;;
REGISTERED AS { NLM.moi virtualCircuit (14) };
```

Reemplazada por una versión más reciente

5.11.2 Objeto gestionado de DTE de circuito virtual

- Nunca se producen ejemplos de esta clase de MO. Sirve como MO de DTE de circuito virtual
- genérico del que se derivan los MO de DTE de llamada virtual y de DTE de circuito virtual.
- Se señala que los valores del atributo de denominación virtualCircuitId (identificación de circuito virtual) han de ser únicos en todos los ejemplos de los MO derivados de éste que
- tienen un superior común.
-

```
virtualCircuit-DTE MANAGED OBJECT CLASS
    DERIVED FROM virtualCircuit;
    CONDITIONAL PACKAGES
        dTEVirtualCircuitCounters-P
    PRESENT IF the instance supports the dTEVirtualCircuitCounters
        capabilities;
REGISTERED AS { NLM.moi virtualCircuit-DTE (18) };
```

5.11.3 Objeto gestionado de DCE de circuito virtual

- Nunca se producen ejemplos de esta clase de MO. Sirve como MO de DCE de circuito virtual
- genérico del que se derivan los MO de DCE de llamada virtual y de DCE de circuito virtual
- permanente.
- Se señala que los valores del atributo de denominación virtualCircuitId (identificación de circuito virtual) han de ser únicos en todos los ejemplos de los MO derivados de éste que
- tienen un superior común.
-

```
virtualCircuit-DCE MANAGED OBJECT CLASS
    DERIVED FROM virtualCircuit;
    CONDITIONAL PACKAGES
        dCECommonVirtualCircuitCounters-P
    PRESENT IF the instance supports the dCECommonVirtualCircuitCounters capabilities
;
REGISTERED AS { NLM.moi virtualCircuit-DCE (29) };
```

Reemplazada por una versión más reciente

5.11.4 Objeto gestionado de DTE de circuito virtual permanente

--
--
-- *Para cada circuito virtual permanente existe uno de estos MO.*
-- *Puede ser creado y suprimido por la gestión.*
--

```
permanentVirtualCircuit-DTE MANAGED OBJECT CLASS
  DERIVED FROM virtualCircuit-DTE;
  CHARACTERIZED BY permanentVirtualCircuit-DTE-P PACKAGE
  BEHAVIOUR permanentVirtualCircuit-DTE-P-B BEHAVIOUR
  DEFINED AS When the MO is created, the protocol machine
    shall be reinitialized and a reset PDU with a cause
    code of DTE originated (encoded as 00000000) and a
    diagnostic code of DTE operational (161) shall be
    transmitted. When the MO is deleted, the protocol machine
    shall be reinitialized and a reset PDU with a cause
    code of DTE originated (encoded as 00000000) and a
    diagnostic code of DTE not operational (162) shall be
    transmitted.;;
  ATTRIBUTES
    logicalChannel INITIAL VALUE DERIVATION RULE logicalChannelIV-B,
    packetSizes INITIAL VALUE DERIVATION RULE optionalCMIPIV-B,
    throughputClasses INITIAL VALUE DERIVATION RULE optionalCMIPIV-B,
    windowSizes INITIAL VALUE DERIVATION RULE optionalCMIPIV-B;
  ;;
REGISTERED AS { NLM.moi permanentVirtualCircuit-DTE (19) };
```

Reemplazada por una versión más reciente

5.11.5 Objeto gestionado de DCE de circuito virtual permanente

-- Existe uno de estos MO por cada circuito virtual permanente. Puede ser creado y suprimido
-- por la gestión.
--

```
permanentVirtualCircuit-DCE MANAGED OBJECT CLASS
  DERIVED FROM virtualCircuit-DCE;
  CHARACTERIZED BY permanentVirtualCircuit-DCE-P PACKAGE
  BEHAVIOUR permanentVirtualCircuit-DCE-P-B BEHAVIOUR
    DEFINED AS When the MO is created, the protocol machine shall be re-initialized
    and a reset PDU shall be transmitted. A cause code of remote DTE Operational
    (encoded as X000 1001) or Network Operational (encoded as X000 1111) may,
    for example, be included. When the MO is deleted the protocol machine shall
    be reinitialized and a reset PDU shall be transmitted. A cause code of
    Out of Order (encoded as X000 0001) or Network Out of Order
    (encoded as X001 1101) may, for example, be included.;;
  commonStateChange-B;

  ATTRIBUTES
    chargingDirection GET,
    logicalChannel INITIAL VALUE DERIVATION RULE logicalChannelIV-B,
    packetSizes INITIAL VALUE DERIVATION RULE optionalCMIPIV-B,
    throughputClasses INITIAL VALUE DERIVATION RULE optionalCMIPIV-B,
    windowSizes INITIAL VALUE DERIVATION RULE optionalCMIPIV-B,
    "DMI":operationalState GET,
    remoteDTEAddress GET,
    remoteLogicalChannel GET;
  ATTRIBUTE GROUPS
    "DMI":state
      "DMI":operationalState;
  NOTIFICATIONS
    "DMI":stateChange;
  ;;
REGISTERED AS { NLM.moi permanentVirtualCircuit-DCE (30) };
```

Reemplazada por una versión más reciente

5.11.6 Objeto gestionado con valores iniciales de llamada virtual

- En un sistema puede haber múltiples objeto gestionado con valores iniciales de llamada virtual (virtualCallIVMO).
- Se puede utilizar un virtualCallIVMO para suministrar valores iniciales de los atributos del MO
- DTE de llamada virtual o del MO DCE de llamada virtual.
- IVMO de llamada virtual puede contener diferentes valores iniciales.
-
- De acuerdo con su definición, puede ser creado y suprimido explícitamente por la operación de gestión.

```
virtualCallIVMO MANAGED OBJECT CLASS
  DERIVED FROM "DMI":top;
  CHARACTERIZED BY virtualCallIVMO-P PACKAGE
  BEHAVIOUR commonCreationDeletion-B;
  ATTRIBUTES
    virtualCallIVMOId GET,
    fastSelect REPLACE-WITH-DEFAULT
      GET-REPLACE,
    packetSizes REPLACE-WITH-DEFAULT
      GET-REPLACE,
    reverseCharging REPLACE-WITH-DEFAULT
      GET-REPLACE,
    throughputClasses REPLACE-WITH-DEFAULT
      GET-REPLACE,
    windowSizes REPLACE-WITH-DEFAULT
      GET-REPLACE;
  NOTIFICATIONS
    "DMI":objectCreation,
    "DMI":objectDeletion;
  ;;
REGISTERED AS { NLM.moi virtualCallIVMO (15) };
```


Reemplazada por una versión más reciente

5.11.7 Objeto gestionado de DTE con llamada virtual

- Existe un ejemplo de este MO para cada llamada virtual. No es creado por la gestión, sino por la operación de la máquina de estados de protocolo.
- No obstante, un ejemplo existente puede ser desactivado por la acción de gestión, que provocará la liberación del VC asociado.
-
- Un ejemplo de este MO se crea y existe mientras los recursos reales son consumidos por la existencia de la llamada virtual. Depende de la realización la determinación del punto, durante el establecimiento de la comunicación, en que se consumen recursos reales, e inversamente durante la liberación de la llamada, cuando se liberan.

```
virtualCall-DTE MANAGED OBJECT CLASS
  DERIVED FROM virtualCircuit-DTE;
  CHARACTERIZED BY virtualCall-DTE-P PACKAGE
  BEHAVIOUR
    deactivateConnection-B,
    successfulConnectionEstablishment-B;
  ATTRIBUTES
    callingAddressExtension GET,
    calledAddressExtension GET,
    direction GET,
    fastSelect GET,
    originallyCalledAddress GET,
    redirectReason GET,
    remoteDTEAddress GET,
    reverseCharging GET;
  ACTIONS
    "GMI":deactivate;
  NOTIFICATIONS
    "GMI":communicationsInformation;
  ;;
REGISTERED AS { NLM.moi virtualCall-DTE (16) };
```

Reemplazada por una versión más reciente

5.11.8 Objeto gestionado de DCE con llamada virtual

- Un ejemplo de este MO se crea y existe mientras se consumen recursos reales por la existencia de la llamada virtual. Depende de la realización la determinación del punto, durante
- el establecimiento de comunicación, en que se consumen recursos reales, e inversamente
- durante una liberación de la llamada, cuando se liberan.

```
virtualCall-DCE MANAGED OBJECT CLASS
  DERIVED FROM virtualCircuit-DCE;
  CHARACTERIZED BY virtualCall-DCE-P PACKAGE
  BEHAVIOUR
    deactivateConnection-B,
    successfulConnectionEstablishment-B;
  ATTRIBUTES
    chargingDirection GET,
    cUGSelection GET,
    direction GET,
    fastSelect GET,
    remoteDTEAddress GET,
    transitDelaySelectionAndIndication GET;
  ACTIONS
    "GMI":deactivate;
  NOTIFICATIONS
    "GMI":communicationsInformation;
  ;;
  CONDITIONAL PACKAGES
    dCEVirtualCallFacilities-P
      PRESENT IF the instance supports the dCEVirtualCallFacilities capabilities;
  REGISTERED AS { NLM.moi virtualCall-DCE (31) };
```

Reemplazada por una versión más reciente

5.11.9 Objetos gestionados de cómputos de las Recomendaciones de la serie D

- Existe un ejemplo de este MO, creado por la acción de la gestión o automáticamente, para
- cada llamada virtual cuando son aplicables los principios de tarificación correspondientes a los
- servicios de comunicación de datos por redes públicas de datos especializadas. Las
- disposiciones relativas a los principios de tarificación se definen en las
- Recomendaciones D.10, D.11 y D.12.

dSeriesCounts MANAGED OBJECT CLASS

DERIVED FROM "DMI":top;

CHARACTERIZED BY dSeriesCounts-P PACKAGE

BEHAVIOUR dSeriesCounts-P-B BEHAVIOUR

DEFINED AS provides the set of packet and segment counts required to collect the charges levied according to the tariff principles contained in Recommendations D.10, D.11 and D.12 for international packet switched public data communications services. The values collected are reported at object deletion.;;

ATTRIBUTES

dSeriesId GET,
dSeriesResetRequestIndicationPackets GET,
dSeriesSegmentsSent GET,
dSeriesSegmentsReceived GET;

ATTRIBUTE GROUPS

"GMI":counters
dSeriesResetRequestIndicationPackets
dSeriesSegmentsSent
dSeriesSegmentsReceived;

NOTIFICATIONS

"DMI":objectCreation,
"DMI":objectDeletion;

;;

REGISTERED AS { NLM.moi dSeriesCounts (32) };

-- Lotes

dTEVirtualCircuitCounters-P PACKAGE

BEHAVIOUR

octetsSentReceivedCounter-B;

ATTRIBUTES

"DMI":octetsSentCounter GET,
-- Note that the DMI definition is in terms of user data octets.

"DMI":octetsReceivedCounter GET,
-- Note that the DMI definition is in terms of user data octets.

dataPacketsReceived GET,

dataPacketsSent GET,

-- Note the "DMI":PDUsSentCounter

-- cannot be used here since it is defined as total number of PDUs sent,

-- not just data PDUs.

dataRetransmissionTimerExpiries GET,

interruptPacketsReceived GET,

interruptPacketsSent GET,

interruptTimerExpiries GET,

providerInitiatedResets GET,

remotelyInitiatedResets GET,

Reemplazada por una versión más reciente

resetTimeouts GET;
ATTRIBUTE GROUPS

"GMI":counters
"DMI":octetsReceivedCounter
"DMI":octetsSentCounter
dataPacketsReceived
dataPacketsSent
dataRetransmissionTimerExpiries
interruptPacketsReceived
interruptPacketsSent
interruptTimerExpiries
providerInitiatedResets
remotelyInitiatedResets
resetTimeouts;

REGISTERED AS { NLM.poi dTEVirtualCircuitCounters-P (19) };

dCEVirtualCallFacilities-P PACKAGE

BEHAVIOUR dCEVirtualCallFacilities-P-B BEHAVIOUR

DEFINED AS provides the set of optional facilities used during the normal operation of a DCE, as defined in the appropriate clauses ;;

ATTRIBUTES

bilateralCUGSelection GET,
callRedirectionDeflectionNotification GET,
calledLineAddressModifiedNotification GET,
cUGWithOutgoingAccessSelection GET,
nUISelection GET,
reverseCharging GET,
rPOASelection GET;

REGISTERED AS { NLM.poi dCEVirtualCallFacilities-P (24) };

-- *Comportamientos*

logicalChannelIV-B BEHAVIOUR

DEFINED AS The initial value of the logical channel attribute shall be specified in the CMIP create;

optionalCMPIV-B BEHAVIOUR

DEFINED AS The initial value of this attribute may be supplied in the CMIP create. When not so supplied, the default value shall be used;

virtualCircuitNaming-B BEHAVIOUR

DEFINED AS A system shall ensure that all instances of MOs derived from the virtualCircuit MO which have a common x25PLE or subclass as their superior MO, shall have unique values for the virtualCircuitId attribute. This applies to both automatically generated names and those supplied by means of a CMIP create.;

Reemplazada por una versión más reciente

-- Vinculaciones de nombres

permanentVirtualCircuit-DTE-x25PLE-DTE NAME BINDING
SUBORDINATE OBJECT CLASS permanentVirtualCircuit-DTE AND SUBCLASSES;
NAMED BY
SUPERIOR OBJECT CLASS x25PLE-DTE AND SUBCLASSES;
WITH ATTRIBUTE virtualCircuitId;
BEHAVIOUR logicalChannelIV-B;
CREATE WITH-AUTOMATIC-INSTANCE-NAMING;
DELETE;
REGISTERED AS { NLM.nboi permanentVirtualCircuit-DTE-x25PLE-DTE (26) };

permanentVirtualCircuit-DCE-x25PLE-DCE NAME BINDING
SUBORDINATE OBJECT CLASS permanentVirtualCircuit-DCE AND SUBCLASSES;
NAMED BY
SUPERIOR OBJECT CLASS x25PLE-DCE AND SUBCLASSES;
WITH ATTRIBUTE virtualCircuitId;
BEHAVIOUR logicalChannelIV-B;
CREATE WITH-AUTOMATIC-INSTANCE-NAMING;
DELETE;
REGISTERED AS { NLM.nboi permanentVirtualCircuit-DCE-x25PLE-DCE (29) };

virtualCall-DTE-x25PLE-DTE NAME BINDING
SUBORDINATE OBJECT CLASS virtualCall-DTE AND SUBCLASSES;
NAMED BY
SUPERIOR OBJECT CLASS x25PLE-DTE AND SUBCLASSES;
WITH ATTRIBUTE virtualCircuitId;
BEHAVIOUR virtualCall-DTE-x25PLE-DTE-B BEHAVIOUR
DEFINED AS Created only by the operation of the protocol or local interface. The instance name is derived automatically (as for CREATE WITH-AUTOMATIC-INSTANCE-NAMING). The creation of an instance of the virtualCall-DTE MO using this name binding may reference an instance of the virtualCallIVMO. The means by which such an instance (if any) of the virtualCallIVMO is identified is a local matter. When this occurs, some of the initial values of the attributes of the instance of the virtualCall-DTE MO may be supplied by the values of the attributes in the specified instance of the virtualCallIVMO. However, any such value may be overridden by a value supplied by local means (for example, across an internal interface). Where values are supplied by the IVMO, the initial value of an attribute of the virtualCall-DTE MO shall be the value of the corresponding attribute in the virtualCallIVMO (that is, which has the same attribute template label). The naming attribute of the virtualCall-DTE is assigned a value according to local mechanisms.;;
REGISTERED AS { NLM.nboi virtualCall-DTE-x25PLE-DTE (24) };

Reemplazada por una versión más reciente

virtualCall-DCE-x25PLE-DCE-Automatic NAME BINDING
SUBORDINATE OBJECT CLASS virtualCall-DCE AND SUBCLASSES;
NAMED BY
SUPERIOR OBJECT CLASS x25PLE-DCE AND SUBCLASSES;
WITH ATTRIBUTE virtualCircuitId;
BEHAVIOUR virtualCall-DCE-x25PLE-DCE-Automatic-B BEHAVIOUR
DEFINED AS The name binding that applies when the virtualCall-DCE Managed Object is created automatically by the operation of the system. The instance name is derived automatically (as for CREATE WITH-AUTOMATIC-INSTANCE-NAMING). The creation of an instance of the virtualCall-DCE MO using this name binding may reference an instance of the virtualCallIVMO. The means by which such an instance (if any) of the virtualCallIVMO is identified is a local matter. When this occurs, some of the initial values of the attributes of the instance of the virtualCall-DCE MO may be supplied by the values of the attributes in the specified instance of the virtualCallIVMO. However, any such value may be overridden by a value supplied by local means (for example, across an internal interface). Where values are supplied by the IVMO, the initial value of an attribute of the virtualCall-DCE MO shall be the value of the corresponding attribute in the virtualCallIVMO (that is, which has the same attribute template label). The naming attribute of the virtualCall-DCE is assigned a value according to local mechanisms.;;
DELETE;
REGISTERED AS { NLM.nboi virtualCall-DCE-x25PLE-DCE-Automatic (30) };

virtualCall-DCE-x25PLE-DCE-Management NAME BINDING
SUBORDINATE OBJECT CLASS virtualCall-DCE AND SUBCLASSES;
NAMED BY
SUPERIOR OBJECT CLASS x25PLE-DCE AND SUBCLASSES;
WITH ATTRIBUTE virtualCircuitId;
BEHAVIOUR virtualCall-DCE-x25PLE-DCE-Management-B BEHAVIOUR
DEFINED AS The name binding that applies when the virtualCall-DCE Managed Object is created by management operation.;;
CREATE WITH-AUTOMATIC-INSTANCE-NAMING;
DELETE;
REGISTERED AS { NLM.nboi virtualCall-DCE-x25PLE-DCE-Management (31) };

virtualCallIVMO-x25PLE NAME BINDING
SUBORDINATE OBJECT CLASS virtualCallIVMO AND SUBCLASSES;
NAMED BY
SUPERIOR OBJECT CLASS x25PLE AND SUBCLASSES;
WITH ATTRIBUTE virtualCallIVMOId;
CREATE;
DELETE;
REGISTERED AS { NLM.nboi virtualCallIVMO-x25PLE (25) };

Reemplazada por una versión más reciente

dSeriesCounts-virtualCall-DCE-Automatic NAME BINDING
SUBORDINATE OBJECT CLASS **dSeriesCounts** AND SUBCLASSES;
NAMED BY
SUPERIOR OBJECT CLASS **virtualCall-DCE** AND SUBCLASSES;
WITH ATTRIBUTE **dSeriesId**;
BEHAVIOUR **dSeriesCounts-virtualCall-DCE-Automatic-B** BEHAVIOUR
DEFINED AS Created only by the operation of the protocol or local interface. The instance name is derived automatically (as for CREATE WITH-AUTOMATIC-INSTANCE-NAMING);;
DELETE;
REGISTERED AS { NLM.nboi **dSeriesCounts-virtualCall-DCE-Automatic** (32) };

dSeriesCounts-virtualCall-DCE-Management NAME BINDING
SUBORDINATE OBJECT CLASS **dSeriesCounts** AND SUBCLASSES;
NAMED BY
SUPERIOR OBJECT CLASS **virtualCall-DCE** AND SUBCLASSES;
WITH ATTRIBUTE **dSeriesId**;
BEHAVIOUR **dSeriesCounts-virtualCall-DCE-Management-B** BEHAVIOUR
DEFINED AS The name binding that applies when the **dSeriesCounts** Managed Object is created by management operation.;;
DELETE;
REGISTERED AS { NLM.nboi **dSeriesCounts-virtualCall-DCE-Management** (33) };

-- *Atributos*

bilateralCUGSelection ATTRIBUTE
WITH ATTRIBUTE SYNTAX NLM.Boolean;
MATCHES FOR EQUALITY;
BEHAVIOUR **bilateralCUGSelection-B** BEHAVIOUR
DEFINED AS Indicates the use of the bilateral closed user group selection facility for that call.;;
REGISTERED AS { NLM.aoi **bilateralCUGSelection** (126) };

calledAddressExtension ATTRIBUTE
WITH ATTRIBUTE SYNTAX NLM.NAddress;
-- *In the OSI context this will always be an NSAP address but in other uses*
-- *it may not. In any case it may be null, for example, when used by*
-- *ITU-T Rec. X.233 | ISO/IEC 8473-1.*
MATCHES FOR EQUALITY, SUBSTRINGS;
BEHAVIOUR **calledAddressExtension-B** BEHAVIOUR
DEFINED AS The contents of the called address extension field.;;
REGISTERED AS { NLM.aoi **calledAddressExtension** (100) };

calledLineAddressModifiedNotification ATTRIBUTE
WITH ATTRIBUTE SYNTAX NLM.Boolean;
MATCHES FOR EQUALITY;
BEHAVIOUR **calledLineAddressModifiedNotification-B** BEHAVIOUR
DEFINED AS Indicates the use of the called line address modified notification facility for that call.;;
REGISTERED AS { NLM.aoi **calledLineAddressModifiedNotification** (128) };

Reemplazada por una versión más reciente

callingAddressExtension ATTRIBUTE

WITH ATTRIBUTE SYNTAX NLM.NAddress;

- In the OSI context this will always be an NSAP address but in other uses
- it may not. In any case it may be null, for example, when used by
- ITU-T Rec. X.233 | ISO/IEC 8473-1.

MATCHES FOR EQUALITY, SUBSTRINGS;

BEHAVIOUR callingAddressExtension-B BEHAVIOUR

DEFINED AS The contents of the calling address extension field.;;

REGISTERED AS { NLM.aoi callingAddressExtension (99) };

callRedirectionDeflectionNotification ATTRIBUTE

WITH ATTRIBUTE SYNTAX NLM.Boolean;

MATCHES FOR EQUALITY;

BEHAVIOUR callRedirectionDeflectionNotification-B BEHAVIOUR

DEFINED AS Indicates the use of the call redirection deflection notification facility for that call.;;

REGISTERED AS { NLM.aoi callRedirectionDeflectionNotification (130) };

chargingDirection ATTRIBUTE

WITH ATTRIBUTE SYNTAX NLM.Boolean;

MATCHES FOR EQUALITY;

BEHAVIOUR chargingDirection-B BEHAVIOUR

DEFINED AS Indicates the use of the charging direction facility for that call.;;

REGISTERED AS { NLM.aoi chargingDirection (131) };

cUGSelection ATTRIBUTE

WITH ATTRIBUTE SYNTAX NLM.Boolean;

MATCHES FOR EQUALITY;

BEHAVIOUR cUGSelection-B BEHAVIOUR

DEFINED AS Indicates the use of the closed user group selection facility for that call.;;

REGISTERED AS { NLM.aoi cUGSelection (135) };

cUGWithOutgoingAccessSelection ATTRIBUTE

WITH ATTRIBUTE SYNTAX NLM.Boolean;

MATCHES FOR EQUALITY;

BEHAVIOUR cUGWithOutgoingAccessSelection-B BEHAVIOUR

DEFINED AS Indicates the use of the Closed User Group With Outgoing Access Selection facility for that call. It may only take the value 'True' if the DTE does not have a preferential closed user group, as described in ITU-T Recommendation X.25 and ISO/IEC 8208.;;

REGISTERED AS { NLM.aoi cUGWithOutgoingAccessSelection (138) };

dSeriesId ATTRIBUTE

WITH ATTRIBUTE SYNTAX NLM.GraphicString;

MATCHES FOR EQUALITY, SUBSTRINGS;

BEHAVIOUR dSeriesId-B BEHAVIOUR

DEFINED AS The name of this instance of the dSeriesCounts MO.;;

REGISTERED AS { NLM.aoi dSeriesId (140) };

Reemplazada por una versión más reciente

dSeriesResetRequestIndicationPackets ATTRIBUTE
DERIVED FROM "GMI":nonWrapping64BitCounter;
MATCHES FOR EQUALITY, ORDERING;
BEHAVIOUR dSeriesResetRequestIndicationPackets-B BEHAVIOUR
DEFINED AS Value for count of Reset Request or Indication Packets
with restrictions defined in Recommendation D.11 ;;
REGISTERED AS { NLM.aoi dSeriesResetRequestIndicationPackets (141) };

dSeriesSegmentsReceived ATTRIBUTE
DERIVED FROM "GMI":nonWrapping64BitCounter;
MATCHES FOR EQUALITY, ORDERING;
BEHAVIOUR dSeriesSegmentsReceived-B BEHAVIOUR
DEFINED AS Value for count of Segments Received, in 64 octets,
as per Recommendation D.12;;
REGISTERED AS { NLM.aoi dSeriesSegmentsReceived (143) };

dSeriesSegmentsSent ATTRIBUTE
DERIVED FROM "GMI":nonWrapping64BitCounter;
MATCHES FOR EQUALITY, ORDERING;
BEHAVIOUR dSeriesSegmentsSent-B BEHAVIOUR
DEFINED AS Value for count of Segments Sent, in 64 octets,
as per Recommendation D.12;;
REGISTERED AS { NLM.aoi dSeriesSegmentsSent (142) };

direction ATTRIBUTE
WITH ATTRIBUTE SYNTAX NLM.Direction;
-- Enumerated(Incoming, Outgoing)
MATCHES FOR EQUALITY;
BEHAVIOUR direction-B BEHAVIOUR
DEFINED AS The direction (incoming or outgoing) of the call;;
REGISTERED AS { NLM.aoi direction (92) };

fastSelect ATTRIBUTE
WITH ATTRIBUTE SYNTAX NLM.FastSelect;
-- Enumerated(Not Specified, Fast Select, Fast Select With Restricted Response, No Fast Select)
MATCHES FOR EQUALITY;
BEHAVIOUR fastSelect-B BEHAVIOUR
DEFINED AS Type of fast select used or to be used for call.
In the case of an IVMO, this specifies that one of 'fast select',
'fast select with restricted response', or no fast select
facility is to be used for the call. It includes a value
'not specified' which indicates that no preference is expressed
in the IVMO. In the case of a non-IVMO MO, this specifies that one
of 'fast select' or 'no fast select' was used for the call.;;
REGISTERED AS { NLM.aoi fastSelect (76) };

logicalChannel ATTRIBUTE
WITH ATTRIBUTE SYNTAX NLM.LogicalChannelId;
MATCHES FOR EQUALITY, ORDERING;
BEHAVIOUR logicalChannel-B BEHAVIOUR
DEFINED AS The actual Logical Channel ID used for the call;;
REGISTERED AS { NLM.aoi logicalChannel (89) };

Reemplazada por una versión más reciente

nUISelection ATTRIBUTE
WITH ATTRIBUTE SYNTAX NLM.Boolean;
MATCHES FOR EQUALITY;
BEHAVIOUR nUISelection-B BEHAVIOUR
DEFINED AS Indicates the use of the network user identification selection facility for that call.;;
REGISTERED AS { NLM.aoi nUISelection (155) };

originallyCalledAddress ATTRIBUTE
WITH ATTRIBUTE SYNTAX NLM.DTEAddress;
MATCHES FOR EQUALITY, SUBSTRINGS;
BEHAVIOUR originallyCalledAddress-B BEHAVIOUR
DEFINED AS The originally called address;;
REGISTERED AS { NLM.aoi originallyCalledAddress (98) };

packetSizes ATTRIBUTE
WITH ATTRIBUTE SYNTAX NLM.BidirectionalValues;
MATCHES FOR EQUALITY;
BEHAVIOUR packetSizes-B BEHAVIOUR
DEFINED AS The packet sizes for this VC.
In the case of an IVMO MO it is the proposed value of the packet sizes (incoming and outgoing) to be used when establishing the virtual call, expressed in octets. The value of NULL indicates that the default packet size for that direction (as indicated by the defaultPacketSizes attribute of the containing X.25 PLE MO), is to be used.
In the case of a non-IVMO MO it is the actual packet sizes in use for this VC;;
REGISTERED AS { NLM.aoi packetSizes (121) };

redirectReason ATTRIBUTE
WITH ATTRIBUTE SYNTAX NLM.RedirectReason;
MATCHES FOR EQUALITY;
BEHAVIOUR redirectReason-B BEHAVIOUR
DEFINED AS The reason why the call has been redirected.
This is the reason why the call has been offered or has been connected to an address different from the originally called address.
That is, the value of the first octet of the Facility Parameter Field of the CRCDN or CLAMN facility, indicating the reason for call redirection or call deflection.
The zero value indicates that the call was not redirected;;
REGISTERED AS { NLM.aoi redirectReason (97) };

Reemplazada por una versión más reciente

remoteDTEAddress ATTRIBUTE

WITH ATTRIBUTE SYNTAX NLM.DTEAddress;
MATCHES FOR EQUALITY, SUBSTRINGS;
BEHAVIOUR remoteDTEAddress-B BEHAVIOUR

DEFINED AS The DTE Address of the remote DTE.

In the case of an outgoing call, this is the remote DTE address from the called address of the transmitted call request packet.

In the case of an incoming call, it is the calling address from the received call request packet.;;

REGISTERED AS { NLM.aoi remoteDTEAddress (93) };

remoteLogicalChannel ATTRIBUTE

WITH ATTRIBUTE SYNTAX NLM.LogicalChannelId;
-- 12 bit Channel ID

MATCHES FOR EQUALITY, ORDERING;
BEHAVIOUR remoteLogicalChannel-B BEHAVIOUR

DEFINED AS The Remote Logical Channel ID for the Permanent Virtual Circuit.;;

REGISTERED AS { NLM.aoi remoteLogicalChannel (162) };

reverseCharging ATTRIBUTE

WITH ATTRIBUTE SYNTAX NLM.Boolean;
MATCHES FOR EQUALITY;

BEHAVIOUR reverseCharging-B BEHAVIOUR

DEFINED AS Use of reverse charging.

When 'True' for an outgoing call, it shall be (for an IVMO), or was (for a non-IVMO), initiated requesting reverse charging. When

'True' for an incoming call associated with a virtualCall MO,

it indicates that reverse charging was accepted.;;

REGISTERED AS { NLM.aoi reverseCharging (75) };

rOASelection ATTRIBUTE

WITH ATTRIBUTE SYNTAX NLM.Boolean;
MATCHES FOR EQUALITY;

BEHAVIOUR rOASelection-B BEHAVIOUR

DEFINED AS Indicates the use of the registered operating agency selection facility for that call.;;

REGISTERED AS { NLM.aoi rOASelection (166) };

throughputClasses ATTRIBUTE

WITH ATTRIBUTE SYNTAX NLM.BidirectionalValues;
MATCHES FOR EQUALITY, ORDERING;

BEHAVIOUR throughputClasses-B BEHAVIOUR

DEFINED AS The throughput classes in use or to be used.

For an IVMO, this is the throughput classes to be proposed.

For a non-IVMO it is the actual throughput classes in use.

For Virtual Calls this is the result of negotiation.;;

REGISTERED AS { NLM.aoi throughputClasses (96) };

Reemplazada por una versión más reciente

transitDelaySelectionAndIndication ATTRIBUTE
WITH ATTRIBUTE SYNTAX NLM.Boolean;
MATCHES FOR EQUALITY;
BEHAVIOUR transitDelaySelectionAndIndication-B BEHAVIOUR
DEFINED AS Indicates the use of the transit delay selection and
indication facility for that call.;;
REGISTERED AS { NLM.aoi transitDelaySelectionAndIndication (169) };

virtualCallIVMOld ATTRIBUTE
WITH ATTRIBUTE SYNTAX NLM.GraphicString;
MATCHES FOR EQUALITY, SUBSTRINGS;
BEHAVIOUR virtualCallIVMOld-B BEHAVIOUR
DEFINED AS The name of this instance of virtualCallIVMO;;
REGISTERED AS { NLM.aoi virtualCallIVMOld (117) };

virtualCircuitId ATTRIBUTE
WITH ATTRIBUTE SYNTAX NLM.GraphicString;
MATCHES FOR EQUALITY, SUBSTRINGS;
BEHAVIOUR virtualCircuitId-B BEHAVIOUR
DEFINED AS The name of this instance of virtualCircuit MO or subclass;;
REGISTERED AS { NLM.aoi virtualCircuitId (116) };

windowSizes ATTRIBUTE
WITH ATTRIBUTE SYNTAX NLM.BidirectionalValues;
MATCHES FOR EQUALITY;
BEHAVIOUR windowSizes-B BEHAVIOUR
DEFINED AS The actual window sizes in use for this VC;;
REGISTERED AS { NLM.aoi windowSizes (124) };

Reemplazada por una versión más reciente

6 Módulos ASN.1

```
NLM { joint-iso-ccitt network-layer (13) management (0) nLM(2) asn1Module (2) 0 }  
DEFINITIONS IMPLICIT TAGS ::= BEGIN  
EXPORTS everything  
IMPORTS communicationsProtocolError  
FROM Attribute-ASN1Module { joint-iso-ccitt ms(9) smi(3) part2(2) asn1Module(2) 1 };
```

6.1 Definiciones de identificadores de objetos

6.1.1 Abreviaturas

```
network-layer OBJECT IDENTIFIER ::= { joint-iso-ccitt network-layer (13) }  
nl OBJECT IDENTIFIER ::= { network-layer management (0) }  
nloi OBJECT IDENTIFIER ::= { nl nLM(2) }  
sseoi OBJECT IDENTIFIER ::= { nloi standardSpecificExtensions (0) }  
moi OBJECT IDENTIFIER ::= { nloi managedObjectClass (3) }  
poi OBJECT IDENTIFIER ::= { nloi package (4) }  
proi OBJECT IDENTIFIER ::= { nloi parameter (5) }  
nboi OBJECT IDENTIFIER ::= { nloi nameBinding (6) }  
aoi OBJECT IDENTIFIER ::= { nloi attribute (7) }  
agoi OBJECT IDENTIFIER ::= { nloi attributeGroup (8) }  
acoi OBJECT IDENTIFIER ::= { nloi action (9) }  
noi OBJECT IDENTIFIER ::= { nloi notification (10) }
```

6.1.2 Otros

-- asignaciones de valores para problemas específicos (*specificProblems*)

```
pDUDiscard OBJECT IDENTIFIER ::= { sseoi specificProblems(3) pDUDiscard(1) }  
pDUDiscardReasonNotSpecified OBJECT IDENTIFIER ::= { pDUDiscard  
  reasonNotSpecified(0) }  
pDUDiscardProtocolProcedureError OBJECT IDENTIFIER ::= { pDUDiscard  
  protocolProcedureError(1) }  
pDUDiscardIncorrectChecksum OBJECT IDENTIFIER ::= { pDUDiscard  
  incorrectChecksum(2) }  
pDUDiscardHeaderSyntaxError OBJECT IDENTIFIER ::= { pDUDiscard  
  headerSyntaxError(4) }  
pDUDiscardSegmentationNeededButNotPermitted OBJECT IDENTIFIER ::= { pDUDiscard  
  segmentationNeededButNotPermitted(5) }  
pDUDiscardIncompletePDUReceived OBJECT IDENTIFIER ::= { pDUDiscard  
  incompletePDUReceived(6) }  
pDUDiscardDuplicateOption OBJECT IDENTIFIER ::= { pDUDiscard  
  duplicateOption(7) }  
pDUDiscardDestinationAddressUnreachable OBJECT IDENTIFIER ::= { pDUDiscard  
  destinationAddressUnreachable(128) }  
pDUDiscardDestinationAddressUnknown OBJECT IDENTIFIER ::= { pDUDiscard  
  destinationAddressUnknown(129) }  
pDUDiscardUnspecifiedSourceRouteingError OBJECT IDENTIFIER ::= { pDUDiscard  
  unspecifiedSourceRouteingError(144) }  
pDUDiscardSyntaxErrorInSourceRouteingField OBJECT IDENTIFIER ::= { pDUDiscard  
  syntaxErrorInSourceRouteingField(145) }
```

Reemplazada por una versión más reciente

pDUDiscardUnknownAddressInSourceRouteingField OBJECT IDENTIFIER ::= { pDUDiscard unknownAddressInSourceRouteingField(146) }

pDUDiscardPathNotAcceptable OBJECT IDENTIFIER ::= { pDUDiscard pathNotAcceptable(147) }

pDUDiscardLifetimeExpiredWhileDataUnitInTransit OBJECT IDENTIFIER ::= { pDUDiscard lifetimeExpiredWhileDataUnitInTransit(160) }

pDUDiscardLifetimeExpiredDuringReassembly OBJECT IDENTIFIER ::= { pDUDiscard lifetimeExpiredDuringReassembly(161) }

pDUDiscardUnsupportedOptionNotSpecified OBJECT IDENTIFIER ::= { pDUDiscard unsupportedOptionNotSpecified(176) }

pDUDiscardUnsupportedProtocolVersion OBJECT IDENTIFIER ::= { pDUDiscard unsupportedProtocolVersion(177) }

pDUDiscardUnsupportedSecurityOption OBJECT IDENTIFIER ::= { pDUDiscard unsupportedSecurityOption(178) }

pDUDiscardUnsupportedSourceRouteingOption OBJECT IDENTIFIER ::= { pDUDiscard unsupportedSourceRouteingOption(179) }

pDUDiscardUnsupportedRecordingOfRouteOption OBJECT IDENTIFIER ::= { pDUDiscard unsupportedRecordingOfRouteOption(180) }

pDUDiscardReassemblyInterference OBJECT IDENTIFIER ::= { pDUDiscard reassemblyInterference(181) }

iSO9542PDUDiscard OBJECT IDENTIFIER ::= { sseoi specificProblems(3) iSO9542PDUDiscard(2) }

-- para notificación de información de comunicación

iSReachabilityChange OBJECT IDENTIFIER ::= { sseoi informationtype(4) iSReachabilityChange(1) }

eSReachabilityChange OBJECT IDENTIFIER ::= { sseoi informationtype(4) eSReachabilityChange(2) }

successfulConnectionEstablishment OBJECT IDENTIFIER ::= { sseoi informationtype(4) successfulConnectionEstablishment (3) }

-- para tipo de dirección de SNPA (SNPAAddress type)

sNPADTEAddress OBJECT IDENTIFIER ::= { sseoi sNPAAAddressType(5) dTEAddress(1) }

sNPAMACAddress OBJECT IDENTIFIER ::= { sseoi sNPAAAddressType(5) mACAddress(2) }

6.2 Otras definiciones

BidirectionalValues ::= SEQUENCE {
 incoming [0] ChoiceInteger,
 outgoing [1] ChoiceInteger }

Boolean ::= BOOLEAN

callRequestResponseTimerDefault INTEGER ::= 200

ChoiceInteger ::= CHOICE {
 [0] IMPLICIT NULL, -- The 'I don't care' value
 [1] IMPLICIT INTEGER }

clearRequestRetransmissionCountDefault INTEGER ::= 1

clearRequestResponseTimerDefault INTEGER ::= 180

cLNSId-Value GRAPHIC STRING ::= "CLNS"

cONSId-Value GRAPHIC STRING ::= "CONS"

Reemplazada por una versión más reciente

```
DefaultTCA ::= SEQUENCE {
    subscription [0] BOOLEAN,
    supportedThroughClasses [1] SET OF INTEGER OPTIONAL,
    selectedThroughputClasses [2] BidirectionalValues OPTIONAL }
dataPacketRetransmissionCountDefault INTEGER ::= 0
windowRotationTimerDefault INTEGER ::= 200
DTEAddress ::= SEQUENCE {
    numberingPlanId [0] ENUMERATED { unknown (0), x121(1), e164(2) },
    addressDigits [1] OCTET STRING }
NUMERICSTRING(FROM("0"|"1"|"2"|"3"|"4"|"5"|"6"|"7"|"8"|"9"))(SIZE(0..15))
-- Up to 15 Digits 0..9
Direction ::= ENUMERATED {
    incoming(0),
    outgoing(1) }
DiscardReason ::= INTEGER(0..255)
EndToEndDelay ::= INTEGER(0..65535)
-- Note that according to ISO/IEC 8208 or ITU-T Rec. X.25 a value of 65535 indicates that the delay is unknown
-- or exceeds 65534 milliseconds.
false BOOLEAN ::= FALSE
False ::= BOOLEAN (FALSE)
FastSelect ::= ENUMERATED {
    notSpecified(0),
    fastSelect(1),
    fastSelectWithRestrictedResponse(2),
    noFastSelect(3) }
GraphicString ::= GRAPHICSTRING
holdingTimerMultiplierDefault INTEGER ::= 3
HoldingTimerMultiplierPermitted ::= INTEGER(2..63)
HoldingTimerMultiplierRequired ::= INTEGER(3)
Integer ::= INTEGER
interruptResponseTimerDefault INTEGER ::= 180
iSConfigurationTimerDefault INTEGER ::= 10
ISO9542Subsets ::= BITSTRING { configuration(0), redirection(1) }
Lifetime ::= INTEGER(1..255)
LocalDistinguishedName ::= DMI.ObjectInstance
LocalDistinguishedNames ::= DMI.GroupObjects
LogicalChannelAssignments ::= SEQUENCE {
    pVC [0] SET OF LogicalChannelId,
    incoming [1] LogicalChannelRange OPTIONAL,
    twoWay [2] LogicalChannelRange OPTIONAL,
    outgoing [3] LogicalChannelRange OPTIONAL }
LogicalChannelId ::= INTEGER (1..4095)
LogicalChannelRange ::= SEQUENCE {
    low [1] LogicalChannelId,
    high [2] LogicalChannelId }
ManualSSNPAAAddress ::= SET OF SNPAAAddress
MaxActiveCircuits ::= ChoiceInteger
NotificationDataSyntax ::= SEQUENCE {
    channel [1] LogicalChannelId OPTIONAL,
    packetHeader [2] OCTET STRING,
    diagnosticCode [3] OCTET,
    causeCode [4] OCTET }
NAddress ::= OCTETSTRING(SIZE(0..20))
-- up to 20 octets
NAddresses ::= SET OF NAddress
networkSubsystemId-Value GRAPHIC STRING ::= "NetworkSubsystem"
```

Reemplazada por una versión más reciente

```
NonStandardDPS ::= SEQUENCE {
    subscription                [0] BOOLEAN,
    supportedPacketSizes        [1] SET OF INTEGER OPTIONAL,
    selectedPacketSizes         [2] BidirectionalValues OPTIONAL }
NonStandardDWS ::= SEQUENCE {
    subscription                [0] BOOLEAN,
    supportedWindowSizes        [1] SET OF INTEGER OPTIONAL,
    selectedWindowSizes         [2] BidirectionalValues OPTIONAL }
NUI ::= OctetString(SIZE(0..255))
nullBidirectionalValues BidirectionalValues ::= { NULL, NULL }
nullChoiceInteger ChoiceInteger ::= NULL
OctetString ::= OCTETSTRING
PacketSequencing ::= INTEGER
PDUFormatErrorSyntax ::= PDUHeader
PDUHeader ::= OCTETSTRING(SIZE(1..255))
PDUOtherErrorSyntax ::= SEQUENCE {
    errorCode                   [1] INTEGER(0..255),
    header                      [2] PDUHeader }
ProtocolVersion ::= ENUMERATED {
    ISO8208V1 (0),
    ISO8208V2 (1),
    x2584 (2),
    x2588 (3) }
ReachabilityChangeSyntax ::= SEQUENCE {
    newState                    [1] ENUMERATED { down(0), up(1) },
    nAddresses                  [2] SET OF NAddress,
    sNPAAAddress               [3] SNPAAAddress OPTIONAL,
    reason                      [4] ENUMERATED
        { holdingTimerExpired(0),
          circuitDisabled(1) } OPTIONAL } -- Down only
RedirectHoldingTime ::= INTEGER(1..65535)
redirectHoldingTime-Default INTEGER ::= 600
RedirectHoldingTime-Permitted ::= INTEGER(1..65535)
RedirectReason ::= INTEGER(0..127)
registrationRequestRetransmissionCountDefault INTEGER ::= 1
registrationRequestResponseTimerDefault INTEGER ::= 300
registrationPermittedDefault BOOLEAN ::= FALSE
rejectRetransmissionCountDefault INTEGER ::= 0
rejectResponseTimerDefault INTEGER ::= 60
resetRequestRetransmissionCountDefault INTEGER ::= 1
resetRequestResponseTimerDefault INTEGER ::= 180
restartRequestRetransmissionCountDefault INTEGER ::= 1
restartRequestResponseTimerDefault INTEGER ::= 180
ROASequence ::= SEQUENCE OF NUMERICSTRING(SIZE(0..4))
    -- each numeric string limited to 4 decimal digits
    -- an empty sequence is permitted
SDUSize ::= INTEGER (0..65535)
SNPAAAddress ::= SEQUENCE {
    type                        [1] OBJECT IDENTIFIER,
    address                     [2] OCTET STRING }
suggestedESConfigurationTimerDefault INTEGER ::= 600
SupportedProtocol ::= SEQUENCE {
    protocol                    [1] OBJECT IDENTIFIER,
```


Reemplazada por una versión más reciente

```
versions [2] SET OF ProtocolVersion;
defectsRepaired [3] SET OF OBJECT IDENTIFIER OPTIONAL }
SupportedProtocols ::= SET OF SupportedProtocol
SystemType ::= ENUMERATED { eS(1), iS(2) }
SystemTypes ::= SET OF SystemType
windowStatusTransmissionTimerDefault INTEGER ::= 60
X25PLEMode ::= ENUMERATED {
    dTE(0),
    dCE(1),
    dTEasDCE(2) }
END
```

Reemplazada por una versión más reciente

7 Conformidad

7.1 Requisitos de conformidad con la Norma ISO 10733

Una realización que alega conformidad con esta Norma Internacional deberá:

- a) admitir el MO de subsistema de red (`networkSubsystem`);
- b) para cada MO soportado, admitir por lo menos una vinculación de nombre definida en esta Norma Internacional de la que el MO es el subordinado.

7.2 Requisitos de conformidad específicos del protocolo

7.2.1 Una realización que alega conformidad con la operación de gestión del CLNS como una realización gestionada deberá:

- a) ser conforme a la Norma ISO/CEI 10733 como se indica en 7.1;
- b) admitir el MO de entidad de red (`networkEntity`), el MO de CLNS, el MO de NSAP y el MO de enlace.

7.2.2 Una realización que alega conformidad con la operación de gestión del CONS como una realización gestionada deberá:

- a) ser conforme a la Norma ISO/CEI 10733 como se indica en 7.1;
- b) admitir el MO de entidad de red (`networkEntity`), el MO de CONS, el MO de NSAP, el MO de conexión y el MO de enlace.

7.2.3 Una realización que alega conformidad con la operación de gestión del DTE X.25 como una realización gestionada deberá:

- a) ser conforme a la Norma ISO/CEI 10733 como se indica en 7.1;
- b) admitir el MO DTE PLE X.25 y por lo menos una clase derivada del DTE de circuito virtual (`virtualCircuit-DTE`).

7.2.4 Una realización que alega conformidad con la operación de gestión del DCE X.25 como una realización gestionada deberá:

- a) ser conforme a la Norma ISO/CEI 10733 como se indica en 7.1;
- b) admitir el MO DCE PLE X.25 y por lo menos una clase derivada del DCE de circuito virtual (`virtualCircuit-DCE`).

NOTA – Es posible que las cláusulas relativas al comportamiento, definidas en esta Norma, no siempre sean verificables. Cuando se definan series de pruebas de comportamiento habrá que actuar con cautela para no imponer constricciones adicionales a las definidas en la presente Norma para realizaciones.

Reemplazada por una versión más reciente

Anexo A

Asignación de identificadores de objetos

(Este anexo es parte integrante de la presente Recomendación)

En la presente Recomendación se han asignado los siguientes identificadores de objetos. No se han reasignado los identificadores de objetos que fueron asignados cuando la Norma Internacional equivalente a esta Recomendación estaba en la etapa de proyecto en ISO/CEI. Si se ha efectuado alguna modificación, distinta de un cambio de la cláusula de comportamiento, en cualquier plantilla a la que se había asignado un identificador de objeto, se ha asignado a la nueva plantilla un nuevo identificador de objeto y no se ha reutilizado el identificador de objeto antiguo [identificado como *obsolete* (obsoleto) (1)].

joint-iso-ccitt

ms (9)

smi (3)

part2 (2)

asn1Module (2)

(1)

network-layer (13)

management (0)

nLM (2)

standardSpecificExtensions (0)

specificProblems (3)

pDUDiscard (1)

reasonNotSpecified (0)

protocolProcedureError (1)

incorrectChecksum (2)

headerSyntaxError (4)

segmentationNeededButNotPermitted (5)

incompletePDUReceived (6)

duplicateOption (7)

destinationAddressUnreachable (128)

destinationAddressUnknown (129)

unspecifiedSourceRouteingError (144)

syntaxErrorInSourceRouteingField (145)

unknownAddressInSourceRouteingField (146)

pathNotAcceptable (147)

lifetimeExpiredWhileDataUnitInTransit (160)

lifetimeExpiredDuringReassembly (161)

unsupportedOptionNotSpecified (176)

unsupportedProtocolVersion (177)

unsupportedSecurityOption (178)

unsupportedSourceRouteingOption (179)

unsupportedRecordingOfRouteOption (180)

reassemblyInterference (181)

Reemplazada por una versión más reciente

- ISO9542PDUDiscard (2)
- informationtype (4)
 - iSReachabilityChange (1)
 - eSReachabilityChange (2)
 - successfulConnectionEstablishment (3)
- sNPAAddressType (5)
 - dTEAddress (1)
 - mACAddress (2)
- asn1Module (2)
 - (0)
- managedObjectClass (3)
 - networkSubsystem (1)
 - obsolete (2)
 - obsolete (3)
 - nSAP (4)
 - obsolete (5)
 - obsolete (6)
 - obsolete (7)
 - obsolete (8)
 - obsolete (9)
 - obsolete (10)
 - obsolete (11)
 - obsolete (12)
 - networkConnection (13)
 - virtualCircuit (14)
 - virtualCallIVMO (15)
 - virtualCall-DTE (16)
 - x25PLE-DTE (17)
 - virtualCircuit-DTE (18)
 - permanentVirtualCircuit-DTE (19)
 - x25PLEIVMO-DTE (20)
 - cLNS (21)
 - networkEntity (22)
 - linkage (23)
 - cONS (24)
 - x25PLE (25)
 - x25PLEIVMO (26)
 - x25PLE-DCE (27)
 - x25PLEIVMO-DCE (28)
 - virtualCircuit-DCE (29)
 - permanentVirtualCircuit-DCE (30)
 - virtualCall-DCE (31)
 - dSeriesCounts (32)
- package (4)
 - cLNSChecksum-P (1)
 - obsolete (2)
 - obsolete (3)
 - linkage-ISO8473-ISO8208SNDCE-P (4)
 - linkageIdleTimer-P (5)
 - linkageReserveTimer-P (6)
 - linkageInitialMinimumTimer-P (7)
 - obsolete (8)
 - linkageCODLService-P (9)
 - obsolete (10)
 - onlineRegistration-P (11)
 - receivingWindowRotationRecoveryProcedures-P (12)

Reemplazada por una versión más reciente

transmittingWindowRotationRecoveryProcedures-P (13)
packetRetransmissionProcedures-P (14)
obsolete (15)
obsolete (16)
linkage-ISO9542Checksum-P (17)
dTEX25PLECounters-P (18)
dTEVirtualCircuitCounters-P (19)
cLNS8473-P (20)
linkage-ISO9542ES-P (21)
linkage-ISO9542IS-P (22)
dCECommonVirtualCircuitCounters-P (23)
dCEVirtualCallFacilities-P (24)
dCEX25PLETimers-P (25)
dCEX25PLEFacilities-P (26)
parameter (5)
notificationPDUHeader (1)
obsolete (2)
obsolete (3)
obsolete (4)
obsolete (5)
obsolete (6)
notificationData (7)
obsolete (8)
obsolete (9)
obsolete (10)
obsolete (11)
reachabilityChange (12)
nameBinding (6)
networkSubsystem-system (1)
obsolete (2)
cLNS-networkEntity-Management (3)
nSAP-networkSubsystem-Automatic (4)
nSAP-networkSubsystem-Management (5)
obsolete (6)
obsolete (7)
cONS-networkEntity-Management (8)
x25PLE-networkSubsystem-Management (9)
x25PLEIVMO-networkSubsystem (10)
obsolete (11)
obsolete (12)
obsolete (13)
obsolete (14)
obsolete (15)
cLNS-networkEntity-Automatic (16)
cONS-networkEntity-Automatic (17)
x25PLE-networkSubsystem-Automatic (18)
networkConnection-cONS (19)
linkage-cLNS-Management (20)
linkage-cONS-Management (21)
linkage-cLNS-Automatic (22)
linkage-cONS-Automatic (23)
virtualCall-DTE-x25PLE-DTE (24)
virtualCallIVMO-x25PLE (25)
permanentVirtualCircuit-DTE-x25PLE-DTE (26)
networkEntity-networkSubsystem-Automatic (27)
networkEntity-networkSubsystem-Management (28)

Reemplazada por una versión más reciente

permanentVirtualCircuit-DCE-x25PLE-DCE (29)
virtualCall-DCE-x25PLE-DCE-Automatic (30)
virtualCall-DCE-x25PLE-DCE-Management (31)
dSeriesCounts-virtualCall-DCE-Automatic (32)
dSeriesCounts-virtualCall-DCE-Management (33)
attribute (7)
 obsolete (1)
 obsolete (2)
 networkEntityTitles (3)
 enableChecksum (4)
 obsolete (5)
 segmentsReceived (6)
 segmentsDiscarded (7)
 assemblingSegmentsDiscarded (8)
 errorReportsReceived (9)
 pDUDiscards (10)
 congestionDiscards (11)
 obsolete (12)
 obsolete (13)
 obsolete (14)
 obsolete (15)
 obsolete (16)
 linkageId (17)
 sN-SAP (18)
 sN-ServiceProvider (19)
 holdingTimerMultiplier (20)
 defaultESConfigTimer (21)
 activeESConfigTimer (22)
 iSReachabilityChanges (23)
 iSConfigurationTimer (24)
 suggestedESConfigurationTimer (25)
 redirectHoldingTime (26)
 eSReachabilityChanges (27)
 manualISSNPAAAddress (28)
 callsPlaced (29)
 callsFailed (30)
 idleTimer (31)
 reserveTimer (32)
 initialMinimumTimer (33)
 obsolete (34)
 obsolete (35)
 x25PLEId (36)
 x25PLEIVMOld (37)
 protocolVersionSupported (38)
 localDTEAddress (39)
 obsolete (40)
 maxActiveCircuits (41)
 restartRequestResponseTimer (42)
 minimumRecallTimer (43)
 registrationRequestResponseTimer (44)
 restartRequestRetransmissionCount (45)
 registrationRequestRetransmissionCount (46)
 obsolete (47)
 logicalChannelAssignments (48)
 extendedPacketSequenceNumbering (49)
 dataPacketsSent (50)

Reemplazada por una versión más reciente

dataPacketsReceived (51)
callAttempts (52)
callsConnected (53)
providerInitiatedDisconnects (54)
callTimeouts (55)
clearTimeouts (56)
remotelyInitiatedResets (57)
dataRetransmissionTimerExpiries (58)
providerInitiatedResets (59)
resetTimeouts (60)
remotelyInitiatedRestarts (61)
restartCountsExceeded (62)
protocolErrorsDetectedLocally (63)
protocolErrorsAccusedOf (64)
callEstablishmentRetryCountsExceeded (65)
clearCountsExceeded (66)
interruptPacketsSent (67)
interruptPacketsReceived (68)
interruptTimerExpiries (69)
obsolete (70)
obsolete (71)
obsolete (72)
obsolete (73)
obsolete (74)
reverseCharging (75)
fastSelect (76)
callRequestResponseTimer (77)
resetRequestResponseTimer (78)
clearRequestResponseTimer (79)
resetRequestRetransmissionCount (80)
clearRequestRetransmissionCount (81)
interruptResponseTimer (82)
windowStatusTransmissionTimer (83)
windowRotationTimer (84)
dataPacketRetransmissionCount (85)
rejectResponseTimer (86)
rejectRetransmissionCount (87)
obsolete (88)
logicalChannel (89)
obsolete (90)
obsolete (91)
direction (92)
remoteDTEAddress (93)
obsolete (94)
obsolete (95)
throughputClasses (96)
redirectReason (97)
originallyCalledAddress (98)
callingAddressExtension (99)
calledAddressExtension (100)
invalid9542PDUs (101)
maximumLifetime (102)
defaultPacketSizes (103)
defaultWindowSizees (104)
registrationPermitted (105)
localINSAPMO (106)

Reemplazada por una versión más reciente

remoteNSAPAddress (107)
systemTypes (108)
operationalSystemType (109)
supportedProtocols (110)
operationalProtocols (111)
defaultThroughputClasses (112)
obsolete (113)
callDeflectionSubscription (114)
iSO9542OperationalSubsets (115)
virtualCircuitId (116)
virtualCallIVMOld (117)
segmentsSent (118)
flowControlParameterNegotiation (119)
x25PLEMode (120)
packetSizes (121)
obsolete (122)
obsolete (123)
windowSizes (124)
bilateralCUG (125)
bilateralCUGSelection (126)
bilateralCUGWithOutgoingAccess (127)
calledLineAddressModifiedNotification (128)
callRedirection (129)
callRedirectionDeflectionNotification (130)
chargingDirection (131)
chargingInformation (132)
clearIndication (133)
cUG (134)
cUGSelection (135)
cUGWithIncomingAccess (136)
cUGWithOutgoingAccess (137)
cUGWithOutgoingAccessSelection (138)
dBitModification (139)
dSeriesId (140)
dSeriesResetRequestIndicationPackets (141)
dSeriesSegmentsSent (142)
dSeriesSegmentsReceived (143)
defaultThroughputClassesAssignment (144)
fastSelectAcceptance (145)
huntGroup (146)
incomingCall (147)
incomingCallsBarred (148)
incomingCallBarredWithinCUG (149)
localChargingPrevention (150)
nonStandardDefaultPacketSizes (151)
nonStandardDefaultWindowSizes (152)
nUISubscription (153)
nUIOverride (154)
nUISelection (155)
oneWayLogicalChannelIncoming (156)
oneWayLogicalChannelOutgoing (157)
onlineFacilityRegistration (158)
outgoingCallsBarred (159)
outgoingCallBarredWithinCUG (160)
packetRetransmission (161)
remoteLogicalChannel (162)

Reemplazada por una versión más reciente

resetIndication (163)
restartIndication (164)
reverseChargingAcceptance (165)
rPOASelection (166)
rPOASubscription (167)
throughputClassNegotiation (168)
transitDelaySelectionAndIndication (169)
x25SegmentsSent (170)
x25SegmentsReceived (171)
attributeGroup (8)
action (9)
notification (10)

END

Reemplazada por una versión más reciente

Apéndice I

Descripción abreviada de objetos gestionados

(Este apéndice no es parte integrante de la presente Recomendación)

La información que figura en este apéndice sólo tiene por objeto esbozar ampliamente la especificación de gestión de la capa de red. Aunque esta información se ha obtenido del texto normativo de las directrices para la definición de objetos gestionados en la parte principal de la presente Recomendación, debe tratarse con cautela, pues puede haber errores.

Se utilizan las siguientes abreviaturas para describir las listas de propiedades de atributos:

G	Get (Obtener)
R	Replace (Reemplazar)
RWD	Replace With Default (Reemplazar con valor por defecto)
A	Add (Añadir)
RM	Remove (Eliminar)

Se utilizan las siguientes abreviaturas para las referencias de etiquetas externas:

DMI:	«Recomendación X.721 del CCITT Norma ISO/CEI 10165-2»
GMI:	«Recomendación X.723 del CCITT Norma ISO/CEI 10165-5»

Los tipos de plantilla con un sufijo «*» (por ejemplo, ATTRIBUTE*) hacen referencia a tipos de plantilla definidos en lotes condicionales. Todas las plantillas heredadas, salvo las heredadas de «top» (tope), se incluyen en cada una de las clases de objeto gestionado.

En la Figura I.1 se ilustra la jerarquía de herencia.

Reemplazada por una versión más reciente

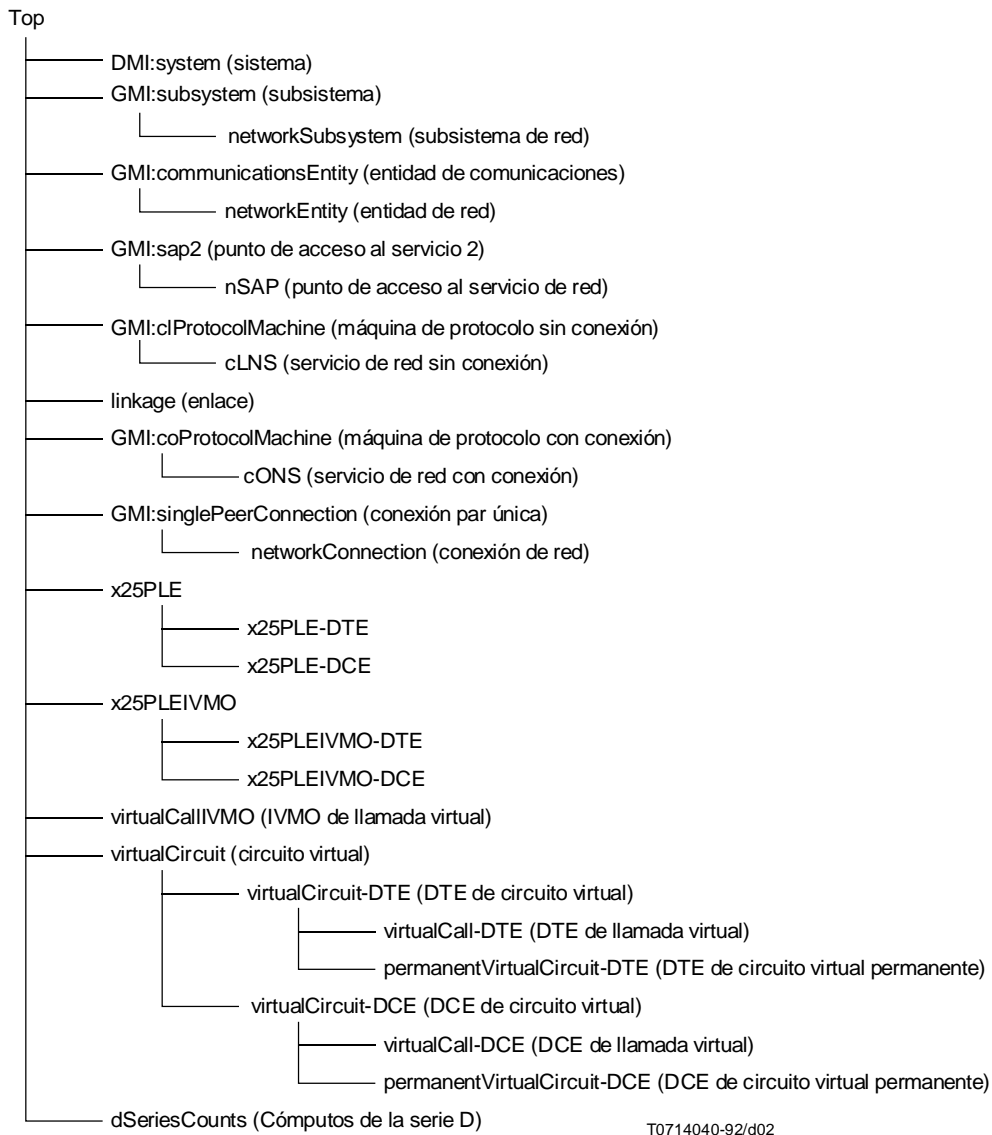


FIGURA I.1/X.283

Jerarquía de herencia de la capa de red

**MANAGED OBJECT CLASS networkSubsystem DERIVED FROM (GMI:subsystem) CONTAINED IN (DMI:system)
 GMI:subsystemId ATTRIBUTE (G)
 END MANAGED OBJECT CLASS networkSubsystem**

Reemplazada por una versión más reciente

MANAGED OBJECT CLASS networkEntity DERIVED FROM (GMI:communicationsEntity) CONTAINED IN (networkSubsystem)

DMI:objectCreation NOTIFICATION

DMI:objectDeletion NOTIFICATION

networkEntityTitles ATTRIBUTE (G, R, A, RM)

The set of Network Entity Titles

systemTypes ATTRIBUTE (G)

The set of system roles supported by this Network Entity.

END MANAGED OBJECT CLASS networkEntity

MANAGED OBJECT CLASS nSAP DERIVED FROM (GMI:sap2) CONTAINED IN (networkSubsystem)

DMI:objectCreation NOTIFICATION

DMI:objectDeletion NOTIFICATION

GMI:sap2Address ATTRIBUTE (G)

END MANAGED OBJECT CLASS nSAP

MANAGED OBJECT CLASS cLNS DERIVED FROM (GMI:cIProtocolMachine) CONTAINED IN (networkEntity)

DMI:administrativeState ATTRIBUTE (G, R)

DMI:communicationsAlarm NOTIFICATION*

DMI:objectCreation NOTIFICATION

DMI:objectDeletion NOTIFICATION

DMI:octetsReceivedCounter ATTRIBUTE* (G)

DMI:octetsSentCounter ATTRIBUTE* (G)

DMI:stateChange NOTIFICATION

GMI:activate ACTION

GMI:cIProtocolMachinelId ATTRIBUTE (G)

GMI:deactivate ACTION

assemblingSegmentsDiscarded ATTRIBUTE* (G)

Counter of segments discarded due to reassembly time expiry.

congestionDiscards ATTRIBUTE* (G)

Counter of PDUs discarded due to congestion.

enableChecksum ATTRIBUTE* (G, R, RWD)

When True, the generation of checksums is enabled.

errorReportsReceived ATTRIBUTE* (G)

Counter of received error reports.

maximumLifetime ATTRIBUTE* (G, R)

Maximum PDU lifetime (in half seconds).

operationalSystemType ATTRIBUTE (G)

The system role in which this instance is operating.

pDUDiscards ATTRIBUTE* (G)

Counter of PDUs discarded (except for congestion).

segmentsDiscarded ATTRIBUTE* (G)

Counter of segments discarded.

segmentsReceived ATTRIBUTE* (G)

Counter of segments received.

segmentsSent ATTRIBUTE* (G)

Counter of segments Sent.

supportedProtocols ATTRIBUTE (G)

The set of Connectionless Network protocols supported

END MANAGED OBJECT CLASS cLNS

Reemplazada por una versión más reciente

MANAGED OBJECT CLASS linkage DERIVED FROM (DMI:top) CONTAINED IN (cONS, cLNS)

- DMI:administrativeState ATTRIBUTE (G, R)
- DMI:communicationsAlarm NOTIFICATION*
- DMI:objectCreation NOTIFICATION
- DMI:objectDeletion NOTIFICATION
- DMI:operationalState ATTRIBUTE (G)
- DMI:stateChange NOTIFICATION
- GMI:activate ACTION
- GMI:communicationsInformation NOTIFICATION*
- GMI:deactivate ACTION
- activeESConfigTimer ATTRIBUTE* (G)
 - Currently active value for the ISO 9542 ES configuration timer
- callsFailed ATTRIBUTE* (G)
 - Counter of the number of X.25 call failures
- callsPlaced ATTRIBUTE* (G)
 - Counter of the number of X.25 VCs successfully established
- defaultESConfigTimer ATTRIBUTE* (G, R, RWD)
 - Default value for the ISO 9542 ES configuration timer
- eSReachabilityChanges ATTRIBUTE* (G)
 - Count of the number of changes in reachability of End Systems
- enableChecksum ATTRIBUTE* (G, R, RWD)
 - When True, the generation of checksums is enabled.
- holdingTimerMultiplier ATTRIBUTE* (G, R, RWD)
 - The factor to derive holding timer from configuration timer.
- iSConfigurationTimer ATTRIBUTE* (G, R, RWD)
 - Value in seconds for the ISO 9542 IS configuration timer.
- iSO9542OperationalSubsets ATTRIBUTE* (G, R)
 - The set of ISO 9542 subsets operational on this linkage.
- iSReachabilityChanges ATTRIBUTE* (G)
 - Counter of the number of changes in reachability of Intermediate Systems
- idleTimer ATTRIBUTE* (G, R, RWD)
 - Time in seconds before release of an idle call.
- initialMinimumTimer ATTRIBUTE* (G, R, RWD)
 - Minimum time in seconds to retain call after establishment.
- invalid9542PDUs ATTRIBUTE* (G)
 - Counter of invalid 9542 PDUs received.
- linkageId ATTRIBUTE (G)
 - The naming attribute of the linkage MO instance
- manualISSNPAAddress ATTRIBUTE* (G, R, RWD, A, RM)
 - The set of SNPA Addresses to which calls associated with the SND CF are to established
- operationalProtocols ATTRIBUTE (G)
 - The set of network layer protocols supported
- redirectHoldingTime ATTRIBUTE* (G, R, RWD)
 - The holding time (in seconds) to be specified in Redirect PDUs
- reserveTimer ATTRIBUTE* (G, R, RWD)
 - Time in seconds to reserve resources for call re-establishment.
- sN-SAP ATTRIBUTE (G)
 - Distinguished name of the service provider SAP MO
- sN-ServiceProvider ATTRIBUTE (G)
 - Distinguished name of the SN service provider MO.
- suggestedESConfigurationTimer ATTRIBUTE* (G, R, RWD)
 - Value to be used for the ISO 9542 suggested ES configuration timer

END MANAGED OBJECT CLASS linkage

Reemplazada por una versión más reciente

MANAGED OBJECT CLASS cONS DERIVED FROM (GMI:coProtocolMachine) CONTAINED IN (networkEntity)

DMI:administrativeState ATTRIBUTE (G, R)

DMI:objectCreation NOTIFICATION

DMI:objectDeletion NOTIFICATION

DMI:stateChange NOTIFICATION

GMI:activate ACTION

GMI:coProtocolMachineld ATTRIBUTE (G)

GMI:deactivate ACTION

GMI:deactivateWhenNoUsers ACTION

operationalSystemType ATTRIBUTE (G)

The system role in which this instance is operating.

END MANAGED OBJECT CLASS cONS

MANAGED OBJECT CLASS networkConnection DERIVED FROM (GMI:singlePeerConnection) CONTAINED IN (cONS)

DMI:objectCreation NOTIFICATION

DMI:objectDeletion NOTIFICATION

GMI:communicationsInformation NOTIFICATION

GMI:deactivate ACTION

localNSAPMO ATTRIBUTE (G)

Pointer to local nSAP MO.

remoteNSAPAddress ATTRIBUTE (G)

The remote NSAP Address

END MANAGED OBJECT CLASS networkConnection

Reemplazada por una versión más reciente

```
MANAGED OBJECT CLASS x25PLE DERIVED FROM (DMI:top) CONTAINED IN (networkSubsystem)
  DMI:administrativeState ATTRIBUTE (G, R)
  DMI:objectCreation NOTIFICATION
  DMI:objectDeletion NOTIFICATION
  DMI:operationalState ATTRIBUTE (G)
  DMI:stateChange NOTIFICATION
  GMI:activate ACTION
  GMI:deactivate ACTION
  defaultPacketSizes ATTRIBUTE (G, R, RWD)
    The default value of the packet sizes.
  defaultThroughputClasses ATTRIBUTE (G, R, RWD)
    The default throughput class values.
  defaultWindowSizees ATTRIBUTE (G, R, RWD)
    The default value of the window sizes.
  flowControlParameterNegotiation ATTRIBUTE (G, R, RWD)
    The subscription of the flow control parameter negotiation facility
  localDTEAddress ATTRIBUTE (G, R)
    The full DTE address of this PLE
  logicalChannelAssignments ATTRIBUTE (G, R)
    Represents the logical channel assignments of this PLE,
  protocolVersionSupported ATTRIBUTE (G)
    The supported Recommendation | International Standard protocol version
  sN-SAP ATTRIBUTE (G)
    Distinguished name of the service provider SAP MO
  sN-ServiceProvider ATTRIBUTE (G, R, RWD)
    Distinguished name of the SN service provider MO.
  throughputClassNegotiation ATTRIBUTE (G, R, RWD)
    The subscription of the throughput class negotiation facility
  x25PLEId ATTRIBUTE (G)
    The name of this instance of x25PLE MO
  x25PLEMode ATTRIBUTE (G, R)
    The DCE/DTE mode in which the X.25 PLE is currently operating.
END MANAGED OBJECT CLASS x25PLE
```

Reemplazada por una versión más reciente

```
MANAGED OBJECT CLASS x25PLEIVMO DERIVED FROM (DMI:top) CONTAINED IN (networkSubsystem)
  DMI:objectCreation NOTIFICATION
  DMI:objectDeletion NOTIFICATION
  defaultPacketSizes ATTRIBUTE (G, R, RWD)
    The default value of the packet sizes.
  defaultThroughputClasses ATTRIBUTE (G, R, RWD)
    The default throughput class values.
  defaultWindowSizes ATTRIBUTE (G, R, RWD)
    The default value of the window sizes.
  flowControlParameterNegotiation ATTRIBUTE (G, R, RWD)
    The subscription of the flow control parameter negotiation facility
  localDTEAddress ATTRIBUTE (G, R)
    The full DTE address of this PLE
  logicalChannelAssignments ATTRIBUTE (G, R)
    Represents the logical channel assignments of this PLE,
  sN-ServiceProvider ATTRIBUTE (G, R)
    Distinguished name of the SN service provider MO.
  throughputClassNegotiation ATTRIBUTE (G, R, RWD)
    The subscription of the throughput class negotiation facility
  x25PLEIVMOId ATTRIBUTE (G)
    The name of this instance of x25PLE IVMO
  x25PLEMode ATTRIBUTE (G, R)
    The DCE/DTE mode in which the X.25 PLE is currently operating.
END MANAGED OBJECT CLASS x25PLEIVMO
```


Reemplazada por una versión más reciente

MANAGED OBJECT CLASS x25PLE-DTE DERIVED FROM (x25PLE)

DMI:administrativeState ATTRIBUTE (G, R)

DMI:communicationsAlarm NOTIFICATION

DMI:objectCreation NOTIFICATION

DMI:objectDeletion NOTIFICATION

DMI:octetsReceivedCounter ATTRIBUTE* (G)

DMI:octetsSentCounter ATTRIBUTE* (G)

DMI:operationalState ATTRIBUTE (G)

DMI:stateChange NOTIFICATION

GMI:activate ACTION

GMI:deactivate ACTION

callAttempts ATTRIBUTE (G)

Counter of the total number of calls attempted

callDeflectionSubscription ATTRIBUTE (G, R, RWD)

The subscription of the call deflection facility

callEstablishmentRetryCountsExceeded ATTRIBUTE (G)

Counter associated with the callEstablishmentRetryCountExceeded event

callRequestResponseTimer ATTRIBUTE (G, R, RWD)

Value for Timer T21 (Call Request Response Timer)

callTimeouts ATTRIBUTE* (G)

Counter of the number of times timer T21 expiry is experienced

callsConnected ATTRIBUTE* (G)

Counter of the total number of calls which have reached the open state

clearCountsExceeded ATTRIBUTE* (G)

Counter associated with the clearCountExceeded event

clearRequestResponseTimer ATTRIBUTE (G, R, RWD)

Value for Timer T23 (Clear Request Response Timer)

clearRequestRetransmissionCount ATTRIBUTE (G, R, RWD)

Value for count R23 (Clear Request Retransmission Count)

clearTimeouts ATTRIBUTE* (G)

Counter of the number of times timer T23 expiry is experienced

dataPacketRetransmissionCount ATTRIBUTE* (G, R, RWD)

Value for count R25 (Data Packet Retransmission Count)

dataPacketsReceived ATTRIBUTE* (G)

Counter of the total number of data packets received

dataPacketsSent ATTRIBUTE* (G)

Counter of the total number of data packets sent

dataRetransmissionTimerExpiries ATTRIBUTE* (G)

Counter of the number of expiries of timer T25.

defaultPacketSizes ATTRIBUTE (G, R, RWD)

The default value of the packet sizes.

defaultThroughputClasses ATTRIBUTE (G, R, RWD)

The default throughput class values.

defaultWindowSizes ATTRIBUTE (G, R, RWD)

The default value of the window sizes.

extendedPacketSequenceNumbering ATTRIBUTE (G, R, RWD)

The modulo of the packet sequence number space.

flowControlParameterNegotiation ATTRIBUTE (G, R, RWD)

The subscription of the flow control parameter negotiation facility

interruptResponseTimer ATTRIBUTE (G, R, RWD)

Value for Timer T26 (Interrupt Response Timer) in seconds

localDTEAddress ATTRIBUTE (G, R)

The full DTE address of this PLE

logicalChannelAssignments ATTRIBUTE (G, R)

Represents the logical channel assignments of this PLE,

maxActiveCircuits ATTRIBUTE (G, R, RWD)

Reemplazada por una versión más reciente

The maximum number of active circuits permitted on this PLE.
minimumRecallTimer ATTRIBUTE (G, R, RWD)
Minimum time in seconds before recall permitted.
protocolErrorsAccusedOf ATTRIBUTE (G)
Counter associated with the accusedOfProtocolError event
protocolErrorsDetectedLocally ATTRIBUTE (G)
Counter associated with the protocolErrorDetectedLocally event
protocolVersionSupported ATTRIBUTE (G)
The supported Recommendation | International Standard protocol version
providerInitiatedDisconnects ATTRIBUTE* (G)
Counter for the providerInitiatedDisconnect events
providerInitiatedResets ATTRIBUTE* (G)
Counter associated with the providerInitiatedReset event
registrationPermitted ATTRIBUTE* (G, R, RWD)
When true, the use of online facility registration is permitted.
registrationRequestResponseTimer ATTRIBUTE* (G, R, RWD)
Value for Timer T28 (Registration Request Response Timer) in seconds
registrationRequestRetransmissionCount ATTRIBUTE* (G, R, RWD)
Value for count R28 (Registration Request Retransmission Count)
rejectResponseTimer ATTRIBUTE* (G, R, RWD)
Value for Timer T27 (Reject Response Timer) in seconds
rejectRetransmissionCount ATTRIBUTE* (G, R, RWD)
Value for count R27 (Reject Retransmission Count)
remotelyInitiatedResets ATTRIBUTE* (G)
Counter associated with the remotelyInitiatedReset event
remotelyInitiatedRestarts ATTRIBUTE* (G)
Counter of the number of remotely initiated restarts.
resetRequestResponseTimer ATTRIBUTE (G, R, RWD)
Value for Timer T22 (Reset Request Response Timer) in seconds
resetRequestRetransmissionCount ATTRIBUTE (G, R, RWD)
Value for count R22 (Reset Request Retransmission Count)
resetTimeouts ATTRIBUTE* (G)
Counter of the number of timer T22 expiries experienced
restartCountsExceeded ATTRIBUTE* (G)
Counter associated with the restartCountExceeded event
restartRequestResponseTimer ATTRIBUTE (G, R, RWD)
Value for Timer T20 (Restart Request Response Timer) in seconds
restartRequestRetransmissionCount ATTRIBUTE (G, R, RWD)
Value for count R20 (Restart Request Retransmission Count)
sN-SAP ATTRIBUTE (G)
Distinguished name of the service provider SAP MO
sN-ServiceProvider ATTRIBUTE (G, R, RWD)
Distinguished name of the N service provider MO.
throughputClassNegotiation ATTRIBUTE (G, R, RWD)
The subscription of the throughput class negotiation facility
windowRotationTimer ATTRIBUTE* (G, R, RWD)
Default for Timer T25 (Window Rotation Timer) in seconds
windowStatusTransmissionTimer ATTRIBUTE* (G, R, RWD)
Value for Timer T24 (Window Status Transmission Timer) in seconds
x25PLEId ATTRIBUTE (G)
The name of this instance of x25PLE MO
x25PLEMode ATTRIBUTE (G, R)
The DCE/DTE mode in which the X.25 PLE is currently operating.
END MANAGED OBJECT CLASS x25PLE-DTE

Reemplazada por una versión más reciente

MANAGED OBJECT CLASS x25PLE-DCE DERIVED FROM (x25PLE)

DMI:administrativeState ATTRIBUTE (G, R)

DMI:objectCreation NOTIFICATION

DMI:objectDeletion NOTIFICATION

DMI:octetsReceivedCounter ATTRIBUTE* (G)

DMI:octetsSentCounter ATTRIBUTE* (G)

DMI:operationalState ATTRIBUTE (G)

DMI:stateChange NOTIFICATION

GMI:activate ACTION

GMI:deactivate ACTION

bilateralCUG ATTRIBUTE* (G, R, RWD)

The subscription of the bilateral closed user group facility

bilateralCUGWithOutgoingAccess ATTRIBUTE* (G, R, RWD)

The subscription of the bilateral CUG with outgoing access facility

cUG ATTRIBUTE (G, R, RWD)

The subscription of the closed user group facility

cUGWithIncomingAccess ATTRIBUTE* (G, R, RWD)

The subscription of the closed user group with incoming access facility

cUGWithOutgoingAccess ATTRIBUTE* (G, R, RWD)

The subscription of the CUG with outgoing access facility

callAttempts ATTRIBUTE (G)

Counter of the total number of calls attempted

callDeflectionSubscription ATTRIBUTE* (G, R, RWD)

The subscription of the call deflection facility

callRedirection ATTRIBUTE* (G, R, RWD)

The subscription of the call redirection facility

callsConnected ATTRIBUTE (G)

Counter of the total number of calls which have reached the open state

chargingInformation ATTRIBUTE* (G, R, RWD)

The subscription of the charging information facility

clearIndication ATTRIBUTE* (G, R)

Value for the Clear Indication, T13 timer, in seconds.

dBitModification ATTRIBUTE* (G, R, RWD)

The subscription of the D bit modification facility

dataPacketsReceived ATTRIBUTE* (G)

Counter of the total number of data packets received

dataPacketsSent ATTRIBUTE* (G)

Counter of the total number of data packets sent

defaultPacketSizes ATTRIBUTE (G, R, RWD)

The default value of the packet sizes.

defaultThroughputClasses ATTRIBUTE (G, R, RWD)

The default throughput class values.

defaultThroughputClassesAssignment ATTRIBUTE* (G, R, RWD)

The subscription of the default throughput classes assignment facility

defaultWindowSizes ATTRIBUTE (G, R, RWD)

The default value of the window sizes.

extendedPacketSequenceNumbering ATTRIBUTE* (G, R, RWD)

The modulo of the packet sequence number space.

fastSelectAcceptance ATTRIBUTE (G, R, RWD)

The subscription of the fast select acceptance

flowControlParameterNegotiation ATTRIBUTE (G, R, RWD)

The subscription of the flow control parameter negotiation facility

huntGroup ATTRIBUTE* (G, R, RWD)

The subscription of the hunt group facility

incomingCall ATTRIBUTE* (G, R)

Value for the Incoming Call, T11 timer, in seconds.

Reemplazada por una versión más reciente

incomingCallBarredWithinCUG ATTRIBUTE* (G, R, RWD)
The subscription of the incoming call barred within a CUG facility

incomingCallsBarred ATTRIBUTE (G, R, RWD)
The subscription of the incoming calls barred facility

interruptPacketsReceived ATTRIBUTE* (G)
Counter of the number of interrupt packets received

interruptPacketsSent ATTRIBUTE* (G)
Counter of the number of interrupt packets sent

interruptTimerExpiries ATTRIBUTE* (G)
Counter of the number of expiries of timer T26

localChargingPrevention ATTRIBUTE* (G, R, RWD)
The subscription of the local charging prevention facility

localDTEAddress ATTRIBUTE (G, R)
The full DTE address of this PLE

logicalChannelAssignments ATTRIBUTE (G, R)
Represents the logical channel assignments of this PLE,

nUIOverride ATTRIBUTE* (G, R, RWD)
The subscription of the NUI override facility

nUISubscription ATTRIBUTE* (G, R, RWD)
The subscription of the NUI subscription facility

nonStandardDefaultPacketSizes ATTRIBUTE* (G, R, RWD)
The subscription of the non standard default packet sizes facility

nonStandardDefaultWindowSizes ATTRIBUTE* (G, R, RWD)
The subscription of the non standard default window sizes facility

oneWayLogicalChannelIncoming ATTRIBUTE* (G, R, RWD)
The subscription of the one way logical channel incoming facility

oneWayLogicalChannelOutgoing ATTRIBUTE (G, R, RWD)
The subscription of the one way logical channel outgoing facility

onlineFacilityRegistration ATTRIBUTE* (G, R, RWD)
The subscription of the on-line facility registration facility

outgoingCallBarredWithinCUG ATTRIBUTE* (G, R, RWD)
The subscription of the outgoing call barred with a CUG facility

outgoingCallsBarred ATTRIBUTE (G, R, RWD)
The subscription of the outgoing calls barred facility

packetRetransmission ATTRIBUTE* (G, R, RWD)
The subscription of the packet retransmissions facility

protocolVersionSupported ATTRIBUTE (G)
The supported Recommendation | International Standard protocol version

providerInitiatedDisconnects ATTRIBUTE* (G)
Counter for the providerInitiatedDisconnect events

providerInitiatedResets ATTRIBUTE* (G)
Counter associated with the providerInitiatedReset event

rPOASubscription ATTRIBUTE* (G, R, RWD)
The subscription of the RPOA Subscription facility

remotelyInitiatedResets ATTRIBUTE* (G)
Counter associated with the remotelyInitiatedReset event

remotelyInitiatedRestarts ATTRIBUTE* (G)
Counter of the number of remotely initiated restarts.

resetIndication ATTRIBUTE* (G, R)
Value for the Reset Indication, T12 timer, in seconds.

resetTimeouts ATTRIBUTE* (G)
Counter of the number of timer T22 expiries experienced

restartIndication ATTRIBUTE* (G, R)
Value for the Restart Indication, T10 timer, in seconds.

reverseChargingAcceptance ATTRIBUTE* (G, R, RWD)
The subscription of the reverse charging acceptance facility

Reemplazada por una versión más reciente

sN-SAP ATTRIBUTE (G)

Distinguished name of the service provider SAP MO

sN-ServiceProvider ATTRIBUTE (G, R, RWD)

Distinguished name of the SN service provider MO.

throughputClassNegotiation ATTRIBUTE (G, R, RWD)

The subscription of the throughput class negotiation facility

x25PLEId ATTRIBUTE (G)

The name of this instance of x25PLE MO

x25PLEMode ATTRIBUTE (G, R)

The DCE/DTE mode in which the X.25 PLE is currently operating.

x25SegmentsReceived ATTRIBUTE* (G)

Value for count of X.25 Segments Received.

x25SegmentsSent ATTRIBUTE* (G)

Value for count of X.25 Segments Sent.

END MANAGED OBJECT CLASS x25PLE-DCE

Reemplazada por una versión más reciente

MANAGED OBJECT CLASS x25PLEIVMO-DTE DERIVED FROM (x25PLEIVMO)

DMI:objectCreation NOTIFICATION

DMI:objectDeletion NOTIFICATION

callDeflectionSubscription ATTRIBUTE (G, R, RWD)

The subscription of the call deflection facility

callRequestResponseTimer ATTRIBUTE (G, R, RWD)

Value for Timer T21 (Call Request Response Timer)

clearRequestResponseTimer ATTRIBUTE (G, R, RWD)

Value for Timer T23 (Clear Request Response Timer)

clearRequestRetransmissionCount ATTRIBUTE (G, R, RWD)

Value for count R23 (Clear Request Retransmission Count)

dataPacketRetransmissionCount ATTRIBUTE* (G, R, RWD)

Value for count R25 (Data Packet Retransmission Count)

defaultPacketSizes ATTRIBUTE (G, R, RWD)

The default value of the packet sizes.

defaultThroughputClasses ATTRIBUTE (G, R, RWD)

The default throughput class values.

defaultWindowSizes ATTRIBUTE (G, R, RWD)

The default value of the window sizes.

extendedPacketSequenceNumbering ATTRIBUTE (G, R, RWD)

The modulo of the packet sequence number space.

flowControlParameterNegotiation ATTRIBUTE (G, R, RWD)

The subscription of the flow control parameter negotiation facility

interruptResponseTimer ATTRIBUTE (G, R, RWD)

Value for Timer T26 (Interrupt Response Timer) in seconds

localDTEAddress ATTRIBUTE (G, R)

The full DTE address of this PLE

logicalChannelAssignments ATTRIBUTE (G, R)

Represents the logical channel assignments of this PLE,

maxActiveCircuits ATTRIBUTE (G, R, RWD)

The maximum number of active circuits permitted on this PLE.

minimumRecallTimer ATTRIBUTE (G, R, RWD)

Minimum time in seconds before recall permitted.

registrationPermitted ATTRIBUTE* (G, R, RWD)

When true, the use of online facility registration is permitted.

registrationRequestResponseTimer ATTRIBUTE* (G, R, RWD)

Value for Timer T28 (Registration Request Response Timer) in seconds

registrationRequestRetransmissionCount ATTRIBUTE* (G, R, RWD)

Value for count R28 (Registration Request Retransmission Count)

rejectResponseTimer ATTRIBUTE* (G, R, RWD)

Value for Timer T27 (Reject Response Timer) in seconds

rejectRetransmissionCount ATTRIBUTE* (G, R, RWD)

Value for count R27 (Reject Retransmission Count)

resetRequestResponseTimer ATTRIBUTE (G, R, RWD)

Value for Timer T22 (Reset Request Response Timer) in seconds

resetRequestRetransmissionCount ATTRIBUTE (G, R, RWD)

Value for count R22 (Reset Request Retransmission Count)

restartRequestResponseTimer ATTRIBUTE (G, R, RWD)

Value for Timer T20 (Restart Request Response Timer) in seconds

restartRequestRetransmissionCount ATTRIBUTE (G, R, RWD)

Value for count R20 (Restart Request Retransmission Count)

sN-ServiceProvider ATTRIBUTE (G, R)

Distinguished name of the SN service provider MO.

Reemplazada por una versión más reciente

throughputClassNegotiation ATTRIBUTE (G, R, RWD)

The subscription of the throughput class negotiation facility

windowRotationTimer ATTRIBUTE* (G, R, RWD)

Default for Timer T25 (Window Rotation Timer) in seconds

windowStatusTransmissionTimer ATTRIBUTE* (G, R, RWD)

Value for Timer T24 (Window Status Transmission Timer) in seconds

x25PLEIVMOld ATTRIBUTE (G)

The name of this instance of x25PLE IVMO

x25PLEMode ATTRIBUTE (G, R)

The DCE/DTE mode in which the X.25 PLE is currently operating.

END MANAGED OBJECT CLASS x25PLEIVMO-DTE

MANAGED OBJECT CLASS x25PLEIVMO-DCE DERIVED FROM (x25PLEIVMO)

DMI:objectCreation NOTIFICATION

DMI:objectDeletion NOTIFICATION

defaultPacketSizes ATTRIBUTE (G, R, RWD)

The default value of the packet sizes.

defaultThroughputClasses ATTRIBUTE (G, R, RWD)

The default throughput class values.

defaultWindowSizes ATTRIBUTE (G, R, RWD)

The default value of the window sizes.

flowControlParameterNegotiation ATTRIBUTE (G, R, RWD)

The subscription of the flow control parameter negotiation facility

localDTEAddress ATTRIBUTE (G, R)

The full DTE address of this PLE

logicalChannelAssignments ATTRIBUTE (G, R)

Represents the logical channel assignments of this PLE,

sN-ServiceProvider ATTRIBUTE (G, R)

Distinguished name of the SN service provider MO.

throughputClassNegotiation ATTRIBUTE (G, R, RWD)

The subscription of the throughput class negotiation facility

x25PLEIVMOld ATTRIBUTE (G)

The name of this instance of x25PLE IVMO

x25PLEMode ATTRIBUTE (G, R)

The DCE/DTE mode in which the X.25 PLE is currently operating.

END MANAGED OBJECT CLASS x25PLEIVMO-DCE

Reemplazada por una versión más reciente

```
MANAGED OBJECT CLASS virtualCircuit DERIVED FROM (DMI:top)
  DMI:objectCreation NOTIFICATION
  DMI:objectDeletion NOTIFICATION
  logicalChannel ATTRIBUTE (G)
    The actual Logical Channel ID used for the call
  packetSizes ATTRIBUTE (G)
    The packet sizes for this VC.
  throughputClasses ATTRIBUTE (G)
    The throughput classes in use or to be used.
  virtualCircuitId ATTRIBUTE (G)
    The name of this instance of virtualCircuit MO or subclass
  windowSizes ATTRIBUTE (G)
    The actual window sizes in use for this VC
END MANAGED OBJECT CLASS virtualCircuit

MANAGED OBJECT CLASS virtualCircuit-DTE DERIVED FROM (virtualCircuit)
  DMI:objectCreation NOTIFICATION
  DMI:objectDeletion NOTIFICATION
  DMI:octetsReceivedCounter ATTRIBUTE* (G)
  DMI:octetsSentCounter ATTRIBUTE* (G)
  dataPacketsReceived ATTRIBUTE* (G)
    Counter of the total number of data packets received
  dataPacketsSent ATTRIBUTE* (G)
    Counter of the total number of data packets sent
  dataRetransmissionTimerExpiries ATTRIBUTE* (G)
    Counter of the number of expiries of timer T25.
  interruptPacketsReceived ATTRIBUTE* (G)
    Counter of the number of interrupt packets received
  interruptPacketsSent ATTRIBUTE* (G)
    Counter of the number of interrupt packets sent
  interruptTimerExpiries ATTRIBUTE* (G)
    Counter of the number of expiries of timer T26
  logicalChannel ATTRIBUTE (G)
    The actual Logical Channel ID used for the call
  packetSizes ATTRIBUTE (G)
    The packet sizes for this VC.
  providerInitiatedResets ATTRIBUTE* (G)
    Counter associated with the providerInitiatedReset event
  remotelyInitiatedResets ATTRIBUTE* (G)
    Counter associated with the remotelyInitiatedReset event
  resetTimeouts ATTRIBUTE* (G)
    Counter of the number of timer T22 expiries experienced
  throughputClasses ATTRIBUTE (G)
    The throughput classes in use or to be used.
  virtualCircuitId ATTRIBUTE (G)
    The name of this instance of virtualCircuit MO or subclass
  windowSizes ATTRIBUTE (G)
    The actual window sizes in use for this VC
END MANAGED OBJECT CLASS virtualCircuit-DTE
```


Reemplazada por una versión más reciente

MANAGED OBJECT CLASS virtualCircuit-DCE DERIVED FROM (virtualCircuit)

DMI:objectCreation NOTIFICATION

DMI:objectDeletion NOTIFICATION

DMI:octetsReceivedCounter ATTRIBUTE* (G)

DMI:octetsSentCounter ATTRIBUTE* (G)

dataPacketsReceived ATTRIBUTE* (G)

Counter of the total number of data packets received

dataPacketsSent ATTRIBUTE* (G)

Counter of the total number of data packets sent

interruptPacketsReceived ATTRIBUTE* (G)

Counter of the number of interrupt packets received

interruptPacketsSent ATTRIBUTE* (G)

Counter of the number of interrupt packets sent

interruptTimerExpiries ATTRIBUTE* (G)

Counter of the number of expiries of timer T26

logicalChannel ATTRIBUTE (G)

The actual Logical Channel ID used for the call

packetSizes ATTRIBUTE (G)

The packet sizes for this VC.

providerInitiatedDisconnects ATTRIBUTE* (G)

Counter for the providerInitiatedDisconnect events

providerInitiatedResets ATTRIBUTE* (G)

Counter associated with the providerInitiatedReset event

remotelyInitiatedResets ATTRIBUTE* (G)

Counter associated with the remotelyInitiatedReset event

remotelyInitiatedRestarts ATTRIBUTE* (G)

Counter of the number of remotely initiated restarts.

resetTimeouts ATTRIBUTE* (G)

Counter of the number of timer T22 expiries experienced

throughputClasses ATTRIBUTE (G)

The throughput classes in use or to be used.

virtualCircuitId ATTRIBUTE (G)

The name of this instance of virtualCircuit MO or subclass

windowSizes ATTRIBUTE (G)

The actual window sizes in use for this VC

x25SegmentsReceived ATTRIBUTE* (G)

Value for count of X.25 Segments Received.

x25SegmentsSent ATTRIBUTE* (G)

Value for count of X.25 Segments Sent.

END MANAGED OBJECT CLASS virtualCircuit-DCE

Reemplazada por una versión más reciente

MANAGED OBJECT CLASS permanentVirtualCircuit-DTE DERIVED FROM (virtualCircuit-DTE) CONTAINED IN (x25PLE-DTE)

DMI:objectCreation NOTIFICATION

DMI:objectDeletion NOTIFICATION

DMI:octetsReceivedCounter ATTRIBUTE* (G)

DMI:octetsSentCounter ATTRIBUTE* (G)

dataPacketsReceived ATTRIBUTE* (G)

Counter of the total number of data packets received

dataPacketsSent ATTRIBUTE* (G)

Counter of the total number of data packets sent

dataRetransmissionTimerExpiries ATTRIBUTE* (G)

Counter of the number of expiries of timer T25.

interruptPacketsReceived ATTRIBUTE* (G)

Counter of the number of interrupt packets received

interruptPacketsSent ATTRIBUTE* (G)

Counter of the number of interrupt packets sent

interruptTimerExpiries ATTRIBUTE (G)

Counter of the number of expiries of timer T26

logicalChannel ATTRIBUTE (G)

The actual Logical Channel ID used for the call

packetSizes ATTRIBUTE (G)

The packet sizes for this VC.

providerInitiatedResets ATTRIBUTE* (G)

Counter associated with the providerInitiatedReset event

remotelyInitiatedResets ATTRIBUTE* (G)

Counter associated with the remotelyInitiatedReset event

resetTimeouts ATTRIBUTE (G)

Counter of the number of timer T22 expiries experienced

throughputClasses ATTRIBUTE (G)

The throughput classes in use or to be used.

virtualCircuitId ATTRIBUTE (G)

The name of this instance of virtualCircuit MO or subclass

windowSizes ATTRIBUTE (G)

The actual window sizes in use for this VC

END MANAGED OBJECT CLASS permanentVirtualCircuit-DTE

Reemplazada por una versión más reciente

MANAGED OBJECT CLASS permanentVirtualCircuit-DCE DERIVED FROM (virtualCircuit-DCE) CONTAINED IN (x25PLE-DCE)

DMI:objectCreation NOTIFICATION
DMI:objectDeletion NOTIFICATION
DMI:octetsReceivedCounter ATTRIBUTE* (G)
DMI:octetsSentCounter ATTRIBUTE* (G)
DMI:operationalState ATTRIBUTE (G)
DMI:stateChange NOTIFICATION
chargingDirection ATTRIBUTE (G)
Indicates the use of the charging direction facility
dataPacketsReceived ATTRIBUTE* (G)
Counter of the total number of data packets received
dataPacketsSent ATTRIBUTE* (G)
Counter of the total number of data packets sent
interruptPacketsReceived ATTRIBUTE* (G)
Counter of the number of interrupt packets received
interruptPacketsSent ATTRIBUTE* (G)
Counter of the number of interrupt packets sent
interruptTimerExpiries ATTRIBUTE (G)
Counter of the number of expiries of timer T26
logicalChannel ATTRIBUTE (G)
The actual Logical Channel ID used for the call
packetSizes ATTRIBUTE (G)
The packet sizes for this VC.
providerInitiatedDisconnects ATTRIBUTE* (G)
Counter for the providerInitiatedDisconnect events
providerInitiatedResets ATTRIBUTE* (G)
Counter associated with the providerInitiatedReset event
remoteDTEAddress ATTRIBUTE (G)
The DTE Address of the remote DTE.
remoteLogicalChannel ATTRIBUTE (G)
The Remote Logical Channel ID for the Permanent Virtual Circuit.
remotelyInitiatedResets ATTRIBUTE* (G)
Counter associated with the remotelyInitiatedReset event
remotelyInitiatedRestarts ATTRIBUTE* (G)
Counter of the number of remotely initiated restarts.
resetTimeouts ATTRIBUTE (G)
Counter of the number of timer T22 expiries experienced
throughputClasses ATTRIBUTE (G)
The throughput classes in use or to be used.
virtualCircuitId ATTRIBUTE (G)
The name of this instance of virtualCircuit MO or subclass
windowSizes ATTRIBUTE (G)
The actual window sizes in use for this VC
x25SegmentsReceived ATTRIBUTE* (G)
Value for count of X.25 Segments Received.
x25SegmentsSent ATTRIBUTE* (G)
Value for count of X.25 Segments Sent.

END MANAGED OBJECT CLASS permanentVirtualCircuit-DCE

Reemplazada por una versión más reciente

```
MANAGED OBJECT CLASS virtualCallIVMO DERIVED FROM (DMI:top) CONTAINED IN (x25PLE)
  DMI:objectCreation NOTIFICATION
  DMI:objectDeletion NOTIFICATION
  fastSelect ATTRIBUTE (G, R, RWD)
    Type of fast select used or to be used for call.
  packetSizes ATTRIBUTE (G, R, RWD)
    The packet sizes for this VC.
  reverseCharging ATTRIBUTE (G, R, RWD)
    Use of reverse charging.
  throughputClasses ATTRIBUTE (G, R, RWD)
    The throughput classes in use or to be used.
  virtualCallIVMOld ATTRIBUTE (G)
    The name of this instance of virtualCallIVMO
  windowSizes ATTRIBUTE (G, R, RWD)
    The actual window sizes in use for this VC
END MANAGED OBJECT CLASS virtualCallIVMO
```

Reemplazada por una versión más reciente

MANAGED OBJECT CLASS virtualCall-DTE DERIVED FROM (virtualCircuit-DTE) CONTAINED IN (x25PLE-DTE)

DMI:objectCreation NOTIFICATION

DMI:objectDeletion NOTIFICATION

DMI:octetsReceivedCounter ATTRIBUTE* (G)

DMI:octetsSentCounter ATTRIBUTE* (G)

GMI:communicationsInformation NOTIFICATION

GMI:deactivate ACTION

calledAddressExtension ATTRIBUTE (G)
The contents of the called address extension field.

callingAddressExtension ATTRIBUTE (G)
The contents of the calling address extension field.

dataPacketsReceived ATTRIBUTE* (G)
Counter of the total number of data packets received

dataPacketsSent ATTRIBUTE* (G)
Counter of the total number of data packets sent

dataRetransmissionTimerExpiries ATTRIBUTE* (G)
Counter of the number of expiries of timer T25.

direction ATTRIBUTE (G)
The direction (incoming or outgoing) of the call

fastSelect ATTRIBUTE (G)
Type of fast select used or to be used for call.

interruptPacketsReceived ATTRIBUTE* (G)
Counter of the number of interrupt packets received

interruptPacketsSent ATTRIBUTE* (G)
Counter of the number of interrupt packets sent

interruptTimerExpiries ATTRIBUTE* (G)
Counter of the number of expiries of timer T26

logicalChannel ATTRIBUTE (G)
The actual Logical Channel ID used for the call

originallyCalledAddress ATTRIBUTE (G)
The originally called address

packetSizes ATTRIBUTE (G)
The packet sizes for this VC.

providerInitiatedResets ATTRIBUTE* (G)
Counter associated with the providerInitiatedReset event

redirectReason ATTRIBUTE (G)
The reason why the call has been redirected.

remoteDTEAddress ATTRIBUTE (G)
The DTE Address of the remote DTE.

remotelyInitiatedResets ATTRIBUTE* (G)
Counter associated with the remotelyInitiatedReset event

resetTimeouts ATTRIBUTE* (G)
Counter of the number of timer T22 expiries experienced

reverseCharging ATTRIBUTE (G)
Use of reverse charging.

throughputClasses ATTRIBUTE (G)
The throughput classes in use or to be used.

virtualCircuitId ATTRIBUTE (G)
The name of this instance of virtualCircuit MO or subclass

windowSizes ATTRIBUTE (G)
The actual window sizes in use for this VC

END MANAGED OBJECT CLASS virtualCall-DTE

Reemplazada por una versión más reciente

MANAGED OBJECT CLASS virtualCall-DCE DERIVED FROM (virtualCircuit-DCE) CONTAINED IN (x25PLE-DCE)

DMI:objectCreation NOTIFICATION

DMI:objectDeletion NOTIFICATION

DMI:octetsReceivedCounter ATTRIBUTE* (G)

DMI:octetsSentCounter ATTRIBUTE* (G)

GMI:communicationsInformation NOTIFICATION

GMI:deactivate ACTION

bilateralCUGSelection ATTRIBUTE* (G)
Indicates the use of the bilateral closed user group selection facility

cUGSelection ATTRIBUTE (G)
Indicates the use of the closed user group selection facility

cUGWithOutgoingAccessSelection ATTRIBUTE* (G)
Indicates the use of the Closed User Group With Outgoing Access Selection facility

callRedirectionDeflectionNotification ATTRIBUTE* (G)
Indicates the use of the call redirection deflection notification facility

calledLineAddressModifiedNotification ATTRIBUTE* (G)
Indicates the use of the called line address modified notification facility

chargingDirection ATTRIBUTE (G)
Indicates the use of the charging direction facility

dataPacketsReceived ATTRIBUTE* (G)
Counter of the total number of data packets received

dataPacketsSent ATTRIBUTE* (G)
Counter of the total number of data packets sent

direction ATTRIBUTE (G)
The direction (incoming or outgoing) of the call

fastSelect ATTRIBUTE (G)
Type of fast select used or to be used for call.

interruptPacketsReceived ATTRIBUTE* (G)
Counter of the number of interrupt packets received

interruptPacketsSent ATTRIBUTE* (G)
Counter of the number of interrupt packets sent

interruptTimerExpiries ATTRIBUTE* (G)
Counter of the number of expiries of timer T26

logicalChannel ATTRIBUTE (G)
The actual Logical Channel ID used for the call

nUISelection ATTRIBUTE* (G)
Indicates the use of the network user identification selection facility

packetSizes ATTRIBUTE (G)
The packet sizes for this VC.

providerInitiatedDisconnects ATTRIBUTE* (G)
Counter for the providerInitiatedDisconnect events

providerInitiatedResets ATTRIBUTE* (G)
Counter associated with the providerInitiatedReset event

rOASelection ATTRIBUTE* (G)
Indicates the use of the registered operating agency selection

remoteDTEAddress ATTRIBUTE (G)
The DTE Address of the remote DTE.

remotelyInitiatedResets ATTRIBUTE* (G)
Counter associated with the remotelyInitiatedReset event

remotelyInitiatedRestarts ATTRIBUTE* (G)
Counter of the number of remotely initiated restarts.

resetTimeouts ATTRIBUTE* (G)
Counter of the number of timer T22 expiries experienced

reverseCharging ATTRIBUTE* (G)
Use of reverse charging.

throughputClasses ATTRIBUTE (G)

Reemplazada por una versión más reciente

The throughput classes in use or to be used.
transitDelaySelectionAndIndication ATTRIBUTE (G)
Indicates the use of the transit delay selection and
virtualCircuitId ATTRIBUTE (G)

The name of this instance of virtualCircuit MO or subclass
windowSizes ATTRIBUTE (G)

The actual window sizes in use for this VC
x25SegmentsReceived ATTRIBUTE* (G)

Value for count of X.25 Segments Received.
x25SegmentsSent ATTRIBUTE* (G)

Value for count of X.25 Segments Sent.

END MANAGED OBJECT CLASS virtualCall-DCE

MANAGED OBJECT CLASS dSeriesCounts DERIVED FROM (DMI:top) CONTAINED IN (virtualCall-DCE)

DMI:objectCreation NOTIFICATION

DMI:objectDeletion NOTIFICATION

dSeriesId ATTRIBUTE (G)

The name of this instance of the dSeriesCounts MO.

dSeriesResetRequestIndicationPackets ATTRIBUTE (G)

Value for count of Reset Request or Indication Packets

dSeriesSegmentsReceived ATTRIBUTE (G)

Value for count of Segments Received, in 64 octets,

dSeriesSegmentsSent ATTRIBUTE (G)

Value for count of Segments Sent, in 64 octets,

END MANAGED OBJECT CLASS dSeriesCounts

Reemplazada por una versión más reciente

Apéndice II

Ejemplos de utilización de atributos de relación

(Este apéndice no es parte integrante de la presente Recomendación)

En el presente apéndice se dan ejemplos de la utilización de atributos de relación, dentro de la capa de red y también entre la capa de red y sus capas adyacentes. Los ejemplos no pretenden ser exhaustivos. Se puede construir relaciones de manera similar para otras combinaciones de protocolos y una realización particular puede ser capaz de admitir múltiples protocolos simultáneamente. Por ejemplo, conexiones de transporte por el servicio de red con conexión al mismo tiempo que conexiones de transporte por el servicio de red sin conexión. Tales posibilidades se han omitido únicamente por motivos de claridad.

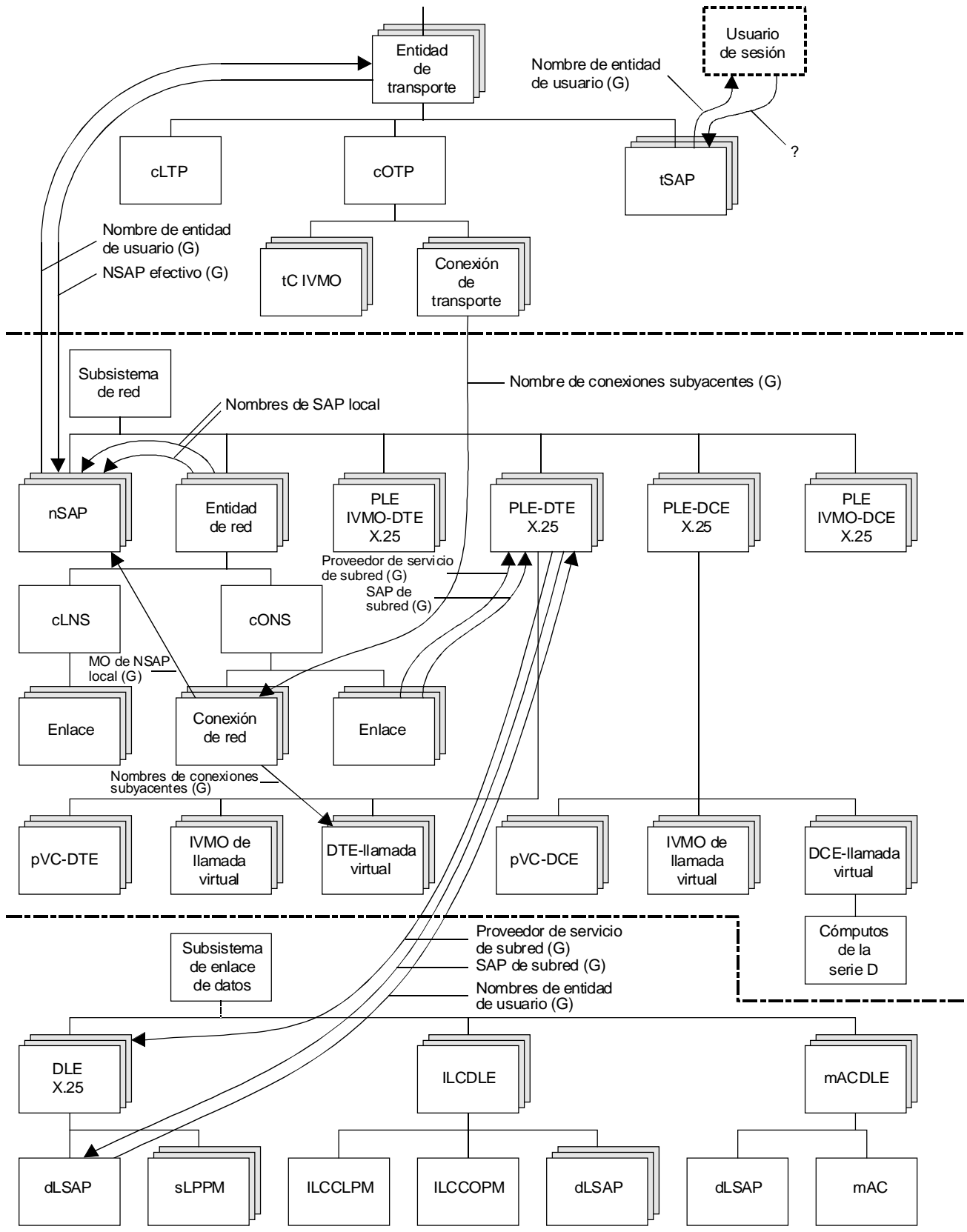
Para ilustrar la utilización de relaciones de capas transversales ha sido necesario incluir diagramas que representen los objetos gestionados de capa de transporte y de capa de enlace de datos en las Figuras II.1 a II.3. No obstante, su finalidad es puramente ilustrativa, por lo que deberán consultarse las Recomendaciones relativas a la gestión de la capa pertinente para obtener detalles precisos respecto a estos objetos gestionados.

Se señala que algunas de las relaciones están implicadas por contención y, por consiguiente, no se requieren atributos de relación explícitos. Por ejemplo, no hay relación entre un MO de llamada virtual y un MO de conexión de procedimiento monoenlace subyacente. Esta relación puede deducirse del atributo de proveedor de servicio de subred (sN-ServiceProvider) del MO de PLE X.25 progenitor. Otro ejemplo es la relación entre el MO de punto de acceso al servicio de transporte y su MO de entidad de transporte progenitor.

Los ejemplos son los siguientes:

- Figura II.1 – COTP en el CONS por la interfaz X.25.
- Figura II.2 – COTP en el CLNS por la interfaz X.25. Se señala que cuando se funciona en el CLNS, el atributo de nombres de conexiones subyacentes (underlyingConnectionNames) de la conexión de transporte tiene un valor del conjunto vacío. Se señala además que cuando un enlace está funcionando en un MO «SNPA» dentro de la capa de red, en vez de funcionar directamente por la capa de enlace de datos, los atributos de relación de proveedor del servicio de subred (sN-ServiceProvider) y de enlace de punto de acceso al servicio de subred (sN-SAP), apuntan al mismo MO dentro de la capa de red.
- Figura II.3 – COTP en el CLNS de CSMA/CD.

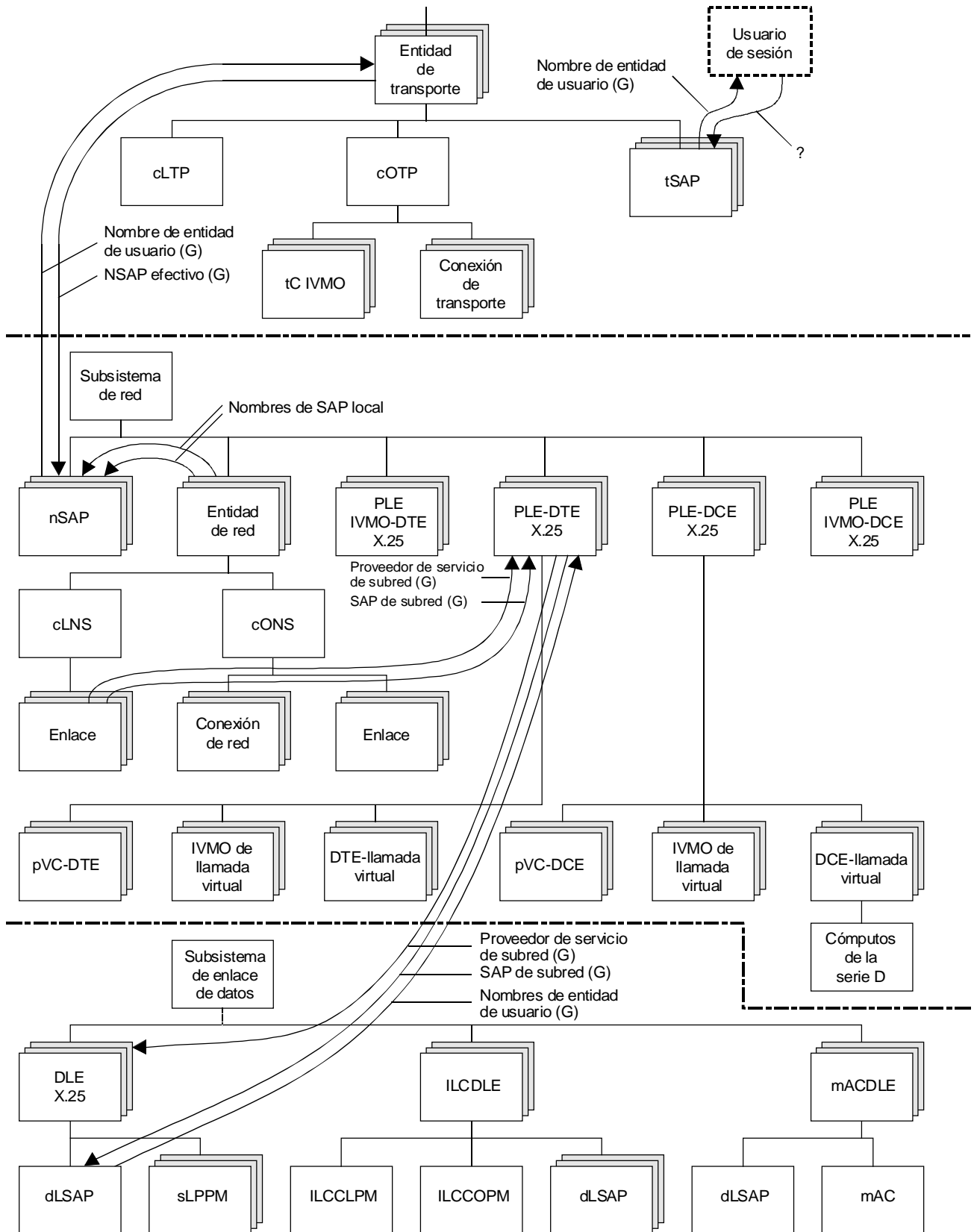
Reemplazada por una versión más reciente



T0714050-92/d03

FIGURA II.1/X.283
COTP en el CONS por la interfaz X.25

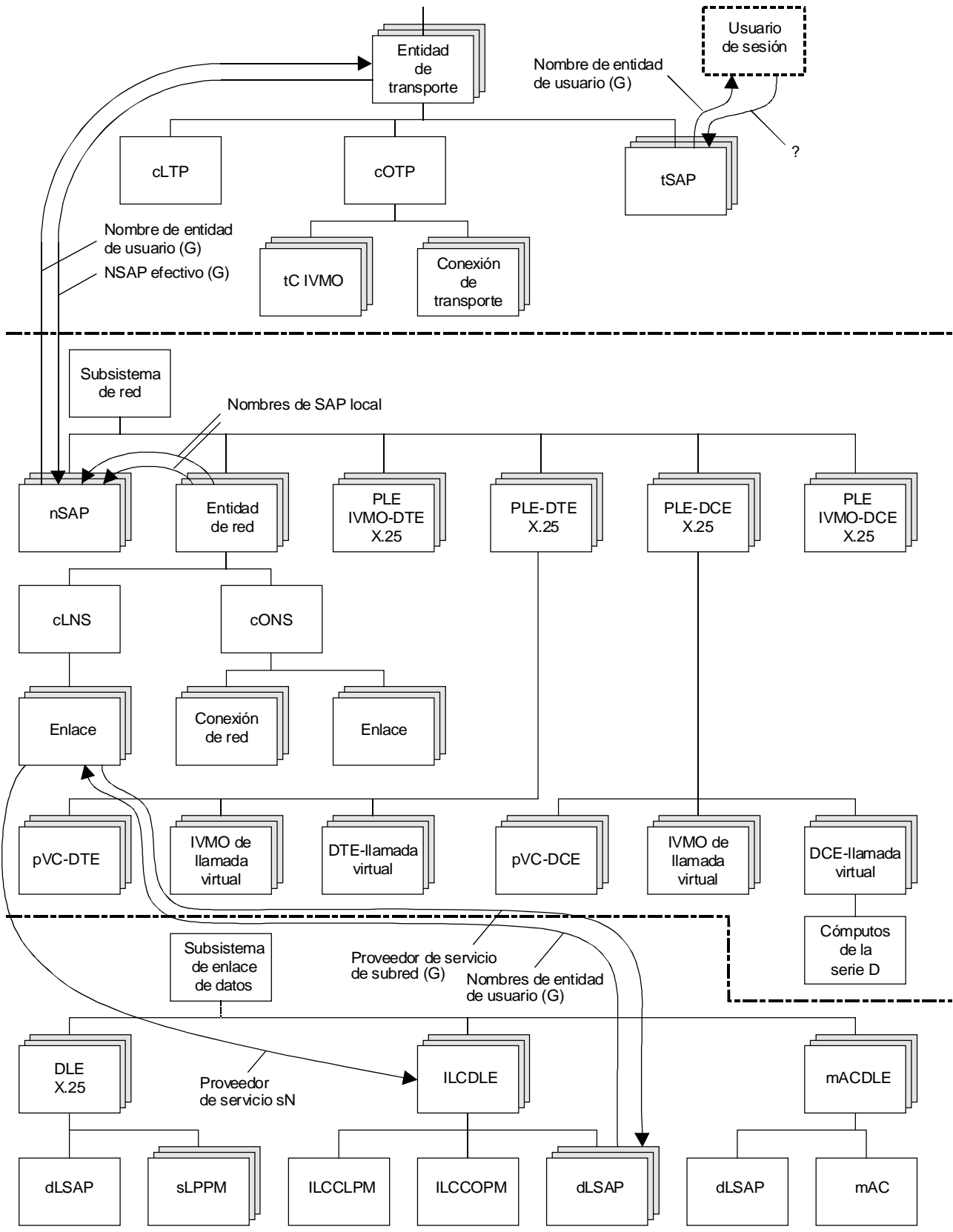
Reemplazada por una versión más reciente



T071 4060-92/d04

FIGURA II.2/X.283
COTP en el CLNS por la interfaz X.25

Reemplazada por una versión más reciente



T0714070-92/d05

FIGURA II.3/X.283
COTP en el CLNS de CSMA/CD

Reemplazada por una versión más reciente

Índice

A

activeESConfigTimer, 33, **37**
assemblingSegmentsDiscarded, 24, **26**

B

bilateralCUG, 54, **62**
bilateralCUGSelection, 85, **88**
bilateralCUGWithOutgoingAccess, 54, **62**

C

callAttempts, 49, 50, **62**
callDeflectionSubscription, 48, 51, 54, **62**
calledAddressExtension, 82, **88**
calledLineAddressModifiedNotification, 85, **88**
callEstablishmentRetryCountsExceeded, 49, **62**
callingAddressExtension, 82, **89**
callRedirection, 54, **63**
callRedirectionDeflectionNotification, 85, **89**
callRequestResponseTimer, 48, 51, **63**
callsConnected, 50, 55, **63**
callsFailed, 31, 32, **37**
callsPlaced, 31, 32, **37**
callTimeouts, 55, **63**
chargingDirection, 80, 83, **89**
chargingInformation, 54, **63**
clearCountsExceeded, 55, **63**
clearIndication, 55, **64**
clearRequestResponseTimer, 48, 51, **64**
clearRequestRetransmissionCount, 49, 51, **64**
clearTimeouts, 55, 56, **64**
cLNS, 23, 26, 36
cLNSChecksum-P, 23, **25**
cLNS-networkEntity-Automatic, 26
cLNS-networkEntity-Management, 26
cLNS-P, 23
cLNS8473PImportedCounters-B, 24, **25**
cLNS8473PImportedNotifications-B, 24, **25**
cLNS8473-P, 23, **24**
commonCreationDeletion-B, **16**, 19, 21, 23, 30, 41, 43, 45, 47, 77, 81
commonStateChange-B, **16**, 23, 30, 41, 45, 80
congestionDiscards, 24, **26**
cONS, 36, **41**, 42, 43
cONS-networkEntity-Automatic, 42
cONS-networkEntity-Management, 42
cONS-P, **41**
cUG, 50, **64**
cUGSelection, 83, **89**
cUGWithIncomingAccess, 54, **64**
cUGWithOutgoingAccess, 54, **65**
cUGWithOutgoingAccessSelection, 85, **89**

D

dataPacketRetransmissionCount, 56, **65**
dataPacketsReceived, 53, 55, 56, **65**, 84, 85

dataPacketsSent, 53, 55, 56, **65**, 84, 85
dataRetransmissionTimerExpiries, 55, 56, **65**, 84, 85
dBitModification, 54, **65**
dCECommonVirtualCircuitCounters-P, 50, **53**, 78
dCEVirtualCallFacilities-P, 83, **85**
dCEX25PLEFacilities-P, 50, **54**
dCEX25PLETimers-P, 50, **55**
deactivateConnection-B, **17**, 43, 82, 83
defaultESConfigTimer, 33, **37**
defaultPacketSizes, 45, 47, **66**
defaultThroughputClasses, 45, 47, **66**
defaultThroughputClassesAssignment, 54, **66**
defaultWindowSize, 45, 47, **66**
direction, 82, 83, **90**
dSeriesCounts, **84**, 88
dSeriesCounts-P, **84**
dSeriesCounts-virtualCall-DCE-Automatic, **88**
dSeriesCounts-virtualCall-DCE-Management, **88**
dSeriesId, 84, 88, **89**
dSeriesResetRequestIndicationPackets, 84, **90**
dSeriesSegmentsReceived, 84, **90**
dSeriesSegmentsSent, 84, **90**
dTEVirtualCircuitCounters-P, 78, **84**
dTEX25PLECounters-P, 49, **55**

E

enableChecksum, 25, 27, 32
errorReportsReceived, 24, **27**
eSReachabilityChanges, 34, **37**
extendedPacketSequenceNumbering, 48, 51, 54, **66**

F

fastSelect, 81, 82, 83, **90**
fastSelectAcceptance, 50, **67**
flowControlParameterNegotiation, 45, 47, **67**

H

holdingTimerMultiplier, 32, 33, **37**
huntGroup, 54, **67**

I

idleTimer, 32, **38**
incomingCall, 55, **67**
incomingCallBarredWithinCUG, 54, **67**
incomingCallsBarred, 50, **68**
initialMinimumTimer, 32, **38**
interruptPacketsReceived, 53, **68**, 84, 85
interruptPacketsSent, 53, **68**, 84, 85
interruptResponseTimer, 48, 51, **68**
interruptTimerExpiries, 53, **68**, 84, 85
invalid9542PDUs, 33, 34, **38**
iSConfigurationTimer, 33, **38**
iSO9542OperationalSubsets, 32, 33, **38**
iSReachabilityChanges, 33, **38**

Reemplazada por una versión más reciente

L

linkage, **30**, **36**
linkageCODLSERVICE-P, **31**
linkageId, **30**, **36**, **39**
linkageIdleTimer-P, **31**, **32**
linkageInitialMinimumTimer-P, **30**, **32**
linkageReserveTimer-P, **31**, **34**
linkage-cLNS-Automatic, **36**
linkage-cLNS-Management, **36**
linkage-cONS-Automatic, **36**
linkage-cONS-Management, **36**
linkage-ISO8473-ISO8208SNDCE-P, **31**, **32**
linkage-ISO9542Checksum-P, **30**, **32**
linkage-ISO9542ESReachabilityChange-B, **32**, **33**, **34**
linkage-ISO9542ES-P, **30**, **32**
linkage-ISO9542ImportedAlarmNotifications-B, **32**, **33**, **35**
linkage-ISO9542ISReachabilityChange-B, **32**, **33**, **34**
linkage-ISO9542IS-P, **30**, **33**
linkage-P, **30**
localChargingPrevention, **54**, **68**
localDTEAddress, **45**, **47**, **69**
localNSAPMO, **43**, **44**
logicalChannel, **77**, **90**
logicalChannelAssignments, **45**, **47**, **69**
logicalChannelIV-B, **79**, **80**, **85**, **86**

M

manualISSNPAAddress, **33**, **39**
maxActiveCircuits, **48**, **51**, **69**
maximumLifetime, **24**, **27**
minimumRecallTimer, **48**, **51**, **69**

N

nAddressesIV-B, **21**
networkConnection, **43**
networkConnection-cONS, **43**
networkConnection-P, **43**
networkEntity, **19**, **26**, **42**
networkEntityTitles, **19**, **20**
networkEntity-networkSubsystem-Automatic, **19**
networkEntity-networkSubsystem-Management, **19**
networkEntity-P, **19**
networkSubsystem, **18**, **19**, **21**, **22**, **61**
networkSubsystem-P, **18**
networkSubsystem-system, **18**
nonStandardDefaultPacketSizes, **54**, **70**
nonStandardDefaultWindowSizees, **54**, **70**
notificationData, **49**, **76**
notificationPDUHeader, **24**, **29**
nSAP, **21**, **22**
nSAP-networkSubsystem-Automatic, **21**
nSAP-networkSubsystem-Management, **22**
nSAP-P, **21**
nUIOverride, **54**, **70**
nUISelection, **85**, **91**
nUISubscription, **54**, **70**

O

octetsSentReceivedCounter-B, **16**, **53**, **55**, **84**
oneWayLogicalChannelIncoming, **54**, **70**
oneWayLogicalChannelOutgoing, **50**, **71**
onlineFacilityRegistration, **54**, **71**
onlineRegistration-P, **49**, **52**, **57**
operationalProtocolIV-B, **30**, **35**, **36**
operationalProtocols, **30**, **39**
operationalSystemType, **23**, **27**, **41**
operationalSystemTypeIV-B, **23**, **26**, **41**
optionalCMIPV-B, **79**, **80**, **85**
originallyCalledAddress, **82**, **91**
outgoingCallBarredWithinCUG, **54**, **71**
outgoingCallsBarred, **50**, **71**

P

packetRetransmission, **54**, **71**
packetRetransmissionProcedures-P, **49**, **52**, **56**
packetSizes, **77**, **81**, **91**
pDUDiscards, **24**, **28**
permanentVirtualCircuit-DCE, **80**, **86**
permanentVirtualCircuit-DCE-P, **80**
permanentVirtualCircuit-DCE-x25PLE-DCE, **86**
permanentVirtualCircuit-DTE, **79**, **86**
permanentVirtualCircuit-DTE-P, **79**
permanentVirtualCircuit-DTE-x25PLE-DTE, **86**
protocolErrorsAccusedOf, **49**, **72**
protocolErrorsDetectedLocally, **49**, **72**
protocolVersionSupported, **45**, **72**
providerInitiatedDisconnects, **53**, **55**, **56**, **72**
providerInitiatedResets, **53**, **55**, **56**, **72**, **84**, **85**

R

reachabilityChange, **33**, **34**, **40**
receivingWindowRotationRecoveryProcedures-P, **49**, **52**, **56**
redirectHoldingTime, **33**, **39**
redirectReason, **82**, **91**
registrationPermitted, **57**, **72**
registrationRequestResponseTimer, **57**, **73**
registrationRequestRetransmissionCount, **57**, **73**
rejectResponseTimer, **56**, **73**
rejectRetransmissionCount, **56**, **73**
remoteDTEAddress, **80**, **82**, **83**, **92**
remoteLogicalChannel, **80**, **92**
remotelyInitiatedResets, **53**, **55**, **56**, **73**, **84**, **85**
remotelyInitiatedRestarts, **53**, **55**, **56**, **73**
remoteNSAPAddress, **43**, **44**
reserveTimer, **34**, **39**
resetIndication, **55**, **73**
resetRequestResponseTimer, **48**, **51**, **74**
resetRequestRetransmissionCount, **48**, **51**, **74**
resetTimeouts, **53**, **55**, **56**, **74**, **85**
resettingTimer-B, **17**, **37**, **38**, **40**
restartCountsExceeded, **55**, **56**, **74**
restartIndication, **55**, **74**
restartRequestResponseTimer, **48**, **51**, **74**
restartRequestRetransmissionCount, **48**, **51**, **74**

Reemplazada por una versión más reciente

reverseCharging, 81, 82, 85, **92**
reverseChargingAcceptance, 54, **75**
rOASelection, 85, **92**
rOASubscription, 54, **72**

S

segmentsDiscarded, 24, **28**
segmentsReceived, 24, **28**
segmentsSent, 24, **28**
sN-SAP, 30, **40**, 45
sN-ServiceProvider, 30, **40**, 45, 47
sN-ServiceProviderIV-B, 30, **35**, 36
successfulConnectionEstablishment-B, **16**, 43, 82, 83
suggestedESConfigurationTimer, 33, **40**
supportedProtocols, 23, **28**
systemTypes, 19, **20**

T

throughputClasses, 77, 81, **92**
throughputClassNegotiation, 45, 47, **75**
transitDelaySelectionAndIndication, 83, **93**
transmittingWindowRotationRecoveryProcedures-P,
49, 52, **56**

V

virtualCallIVMO, **81**, 87
virtualCallIVMOId, 81, 87, **93**
virtualCallIVMO-P, **81**
virtualCallIVMO-x25PLE, **87**
virtualCall-DCE, **83**, 87, 88
virtualCall-DCE-P, **83**
virtualCall-DCE-x25PLE-DCE-Automatic, **87**
virtualCall-DCE-x25PLE-DCE-Management, **87**
virtualCall-DTE, **82**, 86
virtualCall-DTE-P, **82**

virtualCall-DTE-x25PLE-DTE, **86**
virtualCircuit, 77, 78
virtualCircuitId, 77, 86, 87, **93**
virtualCircuitNaming-B, 77, **85**
virtualCircuit-DCE, **78**, 80, 83
virtualCircuit-DTE, **78**, 79, 82
virtualCircuit-P, 77

W

windowRotationTimer, 56, **75**
windowSizes, 77, 81, **93**
windowStatusTransmissionTimer, 56, **75**

X

x25PLE, **45**, 48, 50, 61, 87
x25PLEId, 45, 61, **75**
x25PLEIVMO, **47**, 51, 53, 61
x25PLEIVMOId, 47, 61, **76**
x25PLEIVMO-DCE, **53**
x25PLEIVMO-DTE, **51**
x25PLEIVMO-DTE-P, **51**
x25PLEIVMO-networkSubsystem, **61**
x25PLEIVMO-P, **47**
x25PLEMode, 45, 47, **75**
x25PLEImportedNotifications-B, 48, **57**
x25PLE-DCE, **50**, 86, 87
x25PLE-DCE-P, **50**
x25PLE-DTE, **48**, 86
x25PLE-DTE-P, **48**
x25PLE-networkSubsystem-Automatic, **61**
x25PLE-networkSubsystem-Management, **61**
x25PLE-P, **45**
x25SegmentsReceived, 53, **76**
x25SegmentsSent, 53, **76**