



UNIÓN INTERNACIONAL DE TELECOMUNICACIONES

UIT-T

SECTOR DE NORMALIZACIÓN
DE LAS TELECOMUNICACIONES
DE LA UIT

G.774.10

(02/2001)

SERIE G: SISTEMAS Y MEDIOS DE TRANSMISIÓN,
SISTEMAS Y REDES DIGITALES

Equipos terminales digitales – Características de
operación, administración y mantenimiento de los equipos
de transmisión

**Jerarquía digital síncrona – Gestión del anillo de
protección compartida de la sección múltiplex
desde el punto de vista de los elementos de red**

Recomendación UIT-T G.774.10

(Anteriormente Recomendación del CCITT)

RECOMENDACIONES UIT-T DE LA SERIE G
SISTEMAS Y MEDIOS DE TRANSMISIÓN, SISTEMAS Y REDES DIGITALES

CONEXIONES Y CIRCUITOS TELEFÓNICOS INTERNACIONALES	G.100–G.199
CARACTERÍSTICAS GENERALES COMUNES A TODOS LOS SISTEMAS ANALÓGICOS DE PORTADORAS	G.200–G.299
CARACTERÍSTICAS INDIVIDUALES DE LOS SISTEMAS TELEFÓNICOS INTERNACIONALES DE PORTADORAS EN LÍNEAS METÁLICAS	G.300–G.399
CARACTERÍSTICAS GENERALES DE LOS SISTEMAS TELEFÓNICOS INTERNACIONALES EN RADIOENLACES O POR SATÉLITE E INTERCONEXIÓN CON LOS SISTEMAS EN LÍNEAS METÁLICAS	G.400–G.449
COORDINACIÓN DE LA RADIOTELEFONÍA Y LA TELEFONÍA EN LÍNEA	G.450–G.499
EQUIPOS DE PRUEBAS	G.500–G.599
CARACTERÍSTICAS DE LOS MEDIOS DE TRANSMISIÓN	G.600–G.699
EQUIPOS TERMINALES DIGITALES	G.700–G.799
Generalidades	G.700–G.709
Codificación de señales analógicas mediante modulación por impulsos codificados (MIC)	G.710–G.719
Codificación de señales analógicas mediante métodos diferentes de la MIC	G.720–G.729
Características principales de los equipos múltiplex primarios	G.730–G.739
Características principales de los equipos múltiplex de segundo orden	G.740–G.749
Características principales de los equipos múltiplex de orden superior	G.750–G.759
Características principales de los transcodificadores y de los equipos de multiplicación de circuitos digitales	G.760–G.769
Características de operación, administración y mantenimiento de los equipos de transmisión	G.770–G.779
Características principales de los equipos múltiplex de la jerarquía digital síncrona	G.780–G.789
Otros equipos terminales	G.790–G.799
REDES DIGITALES	G.800–G.899
SECCIONES DIGITALES Y SISTEMAS DIGITALES DE LÍNEA	G.900–G.999

Para más información, véase la Lista de Recomendaciones del UIT-T.

Recomendación UIT-T G.774.10

Jerarquía digital síncrona – Gestión del anillo de protección compartida de la sección múltiplex desde el punto de vista de los elementos de red

Resumen

Esta Recomendación proporciona un modelo de información para la red de la jerarquía digital síncrona (SDH). El modelo describe las clases de objetos gestionados y sus propiedades para la gestión de la configuración y la posconfiguración de la función conmutación de protección del anillo de protección compartida (SPR) de la sección múltiplex (MS) de la jerarquía digital síncrona, tal como están definidos en UIT-T G.803 [12], UIT-T G.841 [15] y UIT-T G.842 [16]. Estos objetos son de utilidad para describir la información intercambiada a través de las interfaces definidas en la arquitectura de la red de gestión de las telecomunicaciones (RGT) de UIT-T M.3010 [3] para la gestión de la configuración y posconfiguración de la función de protección.

Historial	
Versión	Notas
2001	Versión inicial de la Recomendación.

Orígenes

La Recomendación UIT-T G.774.10, revisada por la Comisión de Estudio 15 (2001-2004) del UIT-T, fue aprobada por el procedimiento de la Resolución 1 de la AMNT el 9 de febrero de 2001.

PREFACIO

La UIT (Unión Internacional de Telecomunicaciones) es el organismo especializado de las Naciones Unidas en el campo de las telecomunicaciones. El UIT-T (Sector de Normalización de las Telecomunicaciones de la UIT) es un órgano permanente de la UIT. Este órgano estudia los aspectos técnicos, de explotación y tarifarios y publica Recomendaciones sobre los mismos, con miras a la normalización de las telecomunicaciones en el plano mundial.

La Asamblea Mundial de Normalización de las Telecomunicaciones (AMNT), que se celebra cada cuatro años, establece los temas que han de estudiar las Comisiones de Estudio del UIT-T, que a su vez producen Recomendaciones sobre dichos temas.

La aprobación de Recomendaciones por los Miembros del UIT-T es el objeto del procedimiento establecido en la Resolución 1 de la AMNT.

En ciertos sectores de la tecnología de la información que corresponden a la esfera de competencia del UIT-T, se preparan las normas necesarias en colaboración con la ISO y la CEI.

NOTA

En esta Recomendación, la expresión "Administración" se utiliza para designar, en forma abreviada, tanto una administración de telecomunicaciones como una empresa de explotación reconocida de telecomunicaciones.

PROPIEDAD INTELECTUAL

La UIT señala a la atención la posibilidad de que la utilización o aplicación de la presente Recomendación suponga el empleo de un derecho de propiedad intelectual reivindicado. La UIT no adopta ninguna posición en cuanto a la demostración, validez o aplicabilidad de los derechos de propiedad intelectual reivindicados, ya sea por los miembros de la UIT o por terceros ajenos al proceso de elaboración de Recomendaciones.

En la fecha de aprobación de la presente Recomendación, la UIT no ha recibido notificación de propiedad intelectual, protegida por patente, que puede ser necesaria para aplicar esta Recomendación. Sin embargo, debe señalarse a los usuarios que puede que esta información no se encuentre totalmente actualizada al respecto, por lo que se les insta encarecidamente a consultar la base de datos sobre patentes de la TSB.

© UIT 2001

Es propiedad. Ninguna parte de esta publicación puede reproducirse o utilizarse, de ninguna forma o por ningún medio, sea éste electrónico o mecánico, de fotocopia o de microfilm, sin previa autorización escrita por parte de la UIT.

ÍNDICE

Página

1	Alcance	1
2	Referencias.....	1
3	Términos y definiciones.....	2
4	Abreviaturas.....	2
5	Gestión de protección de anillo de protección compartida (SPR) SDH MS	3
5.1	Requisitos de la gestión de protección SDH MS SPR.....	3
5.2	Sinopsis del modelo de información SDH MS SPR.....	4
6	Definiciones de clases de objeto gestionado.....	5
6.1	auSquelchTable.....	5
6.2	msSPRProtectionGroup.....	6
6.3	msSPRProtectionUnit.....	7
6.4	nutTable	8
6.5	ripTable.....	8
6.6	sdhMSSPRProtectionCoordinator	9
6.7	sPRingManager.....	10
6.8	squelchTable	10
7	Lotes (<i>packages</i>).....	11
7.1	changeSPRConfigurationPkg	11
7.2	enhancedWtrSpanPkg.....	11
7.3	fourFiberPUPkg.....	11
7.4	manualSPRConfigurationPkg.....	11
7.5	restoreExtraTrafficPkg.....	12
7.6	wtrSpanPkg.....	12
8	Atributos	12
8.1	auTable.....	12
8.2	auNumber.....	13
8.3	currentSquelchingList.....	13
8.4	directionTable	13
8.5	enhancedWaitToRestoreTimeSpan	13
8.6	msSPRProtectionStatus	14
8.7	nodeNumber.....	16
8.8	nutChannelList.....	16
8.9	nutTableId.....	17

	Página
8.10	protectionGroupPointer 17
8.11	restoreExtraTraffic 17
8.12	ringId 17
8.13	ringMap 17
8.14	ringPU 18
8.15	ripChannelList 18
8.16	ripTableId 18
8.17	spanPU 18
8.18	sPRingApplication 18
8.19	sPRingManagerId 19
8.20	sqlchTableId 19
8.21	waitToRestoreTimeSpan 19
9	Acciones 19
9.1	changeSPRConfiguration 19
9.2	updateRipTable 20
9.3	updateSqlchTable 20
10	Notificaciones 20
11	Parámetros 20
11.1	msSPRConfigurationError 20
11.2	msSPRLockoutTypeParameter 21
11.3	msSPRProtectionGroupConfigParameter 21
11.4	msSPRProtectionStatusParameter 22
12	Vinculaciones de nombres 22
12.1	auSqlchTable-sqlchTable 22
12.2	nutTable-sPRingManager 23
12.3	ripTable-sPRingManager 23
12.4	sPRingManager-managedElement 23
12.5	sqlchTable-sPRingManager 23
12.6	Reutilización de vinculaciones de nombre existentes 24
13	Soporte de producciones ASN.1 24
Apéndice I – Diagramas de herencia y contención 28	
Apéndice II – Ilustración de la configuración MS SPR 29	

Recomendación UIT-T G.774.10

Jerarquía digital síncrona – Gestión del anillo de protección compartida de la sección múltiplex desde el punto de vista de los elementos de red

1 Alcance

Esta Recomendación trata la gestión de la configuración y posconfiguración de la conmutación de protección automática dentro del anillo de protección compartida (SPR, *shared protection ring*) de la sección múltiplex (MS, *multiplex section*), y las capas de trayectos de alto y de bajo orden. Abarca las funciones de protección descritas en UIT-T G.841 [15] y UIT-T G.842 [16].

La presente Recomendación identifica las clases de objetos de la red de gestión de las telecomunicaciones (RGT) requeridos para la gestión de la función de protección MS SPR de los elementos de red de la jerarquía digital síncrona. Estos objetos son de interés para el intercambio de información a través de las interfaces normalizadas definidas en la arquitectura de la red de gestión de las telecomunicaciones de UIT-T M.3010 [3].

Estructura de esta Recomendación

La cláusula 5 presenta una sinopsis del modelo de información de protección SDH SN SPR. Las cláusulas 6 a 13 describen el modelo de información utilizando el mecanismo de notación definido en UIT-T X.722 [7]. La cláusula 13 contiene las definiciones sintácticas de la información transportada en el protocolo mediante el empleo de la notación de sintaxis abstracta uno (ASN.1, *abstract syntax notation one*) definida en UIT-T X.680 [8]. Los aspectos de contenencia y herencia se ilustran en el apéndice I.

2 Referencias

Las siguientes Recomendaciones del UIT-T y otras referencias contienen disposiciones que, mediante su referencia en este texto, constituyen disposiciones de la presente Recomendación. Al efectuar esta publicación, estaban en vigor las ediciones indicadas. Todas las Recomendaciones y otras referencias son objeto de revisiones por lo que se preconiza que los usuarios de esta Recomendación investiguen la posibilidad de aplicar las ediciones más recientes de las Recomendaciones y otras referencias citadas a continuación. Se publica periódicamente una lista de las Recomendaciones UIT-T actualmente vigentes.

- [1] UIT-T G.707/Y.1322 (2000), *Interfaz de nodo de red para la jerarquía digital síncrona*.
- [2] UIT-T G.708 (1999), *Interfaz de nodo de red sub STM-0 para la jerarquía digital síncrona*
- [3] UIT-T M.3010 (2000), *Principios para una red de gestión de las telecomunicaciones*.
- [4] UIT-T M.3100 (1995), *Modelo genérico de información de red*.
- [5] UIT-T G.783 (2000), *Características de los bloques funcionales del equipo de la jerarquía digital síncrona*.
- [6] UIT-T G.784 (1999), *Gestión de la jerarquía digital síncrona*.
- [7] UIT-T X.722 (1992), *Tecnología de la información – Interconexión de sistemas abiertos – Estructura de la información de gestión: Directrices para la definición de objetos gestionados, plus Enm.1 (1995), Enm.2 (1997) y Corr.1 (1996)*.
- [8] UIT-T X.680 (1997), *Tecnología de la información – Notación de sintaxis abstracta uno: Especificación de la notación básica*.

- [9] UIT-T X.720 (1992), *Tecnología de la información – Interconexión de sistemas abiertos – Estructura de la información de gestión: Modelo de información de gestión, plus Enm.1 (1995) y Corr.1 (1994)*.
- [10] UIT-T G.774 (2001), *Jerarquía digital síncrona – Modelo de información de gestión desde el punto de vista de los elementos de red*.
- [11] UIT-T G.774.1 (2001), *Jerarquía digital síncrona – Supervisión de la calidad de funcionamiento desde el punto de vista de los elementos de red*.
- [12] UIT-T G.803 (2000), *Arquitectura de redes de transporte basadas en la jerarquía digital síncrona*.
- [13] UIT-T X.721 (1992), *Tecnología de la información – Interconexión de sistemas abiertos – Estructura de la información de gestión: Definición de la información de gestión, plus Corr.1 (1994), Corr.2 (1996), Corr.3 (1998) y Corr.4 (2000)*.
- [14] UIT-T G.774.3 (2001), *Jerarquía digital síncrona – Gestión de la protección de secciones de multiplexación desde el punto de vista de los elementos de red*.
- [15] UIT-T G.841 (1998), *Tipos y características de las arquitecturas de protección para redes de la jerarquía digital síncrona*.
- [16] UIT-T G.842 (1997), *Interfuncionamiento de las arquitecturas de protección para redes de la jerarquía digital síncrona*.
- [17] UIT-T G.774.4 (2001), *Jerarquía digital síncrona – Gestión de la protección de conexión de subred desde el punto de vista de los elementos de red*.
- [18] UIT-T G.774.9 (2001), *Jerarquía digital síncrona – Configuración de la protección de secciones múltiplex lineal desde el punto de vista de los elementos de red*.

3 Términos y definiciones

En esta Recomendación se utilizan los términos definidos y las definiciones formuladas en UIT-T G.774, UIT-T G.784, UIT-T G.841, UIT-T G.842 y UIT-T M.3100.

4 Abreviaturas

En esta Recomendación se utilizan las siguientes siglas.

AIS	Señal de indicación de alarma (<i>alarm indication signal</i>)
APDU	Unidad de datos de protocolo de aplicación (<i>application protocol data unit</i>)
APS	Conmutación automática de protección (<i>automatic protection switching</i>)
CMIP	Protocolo común de información de gestión (<i>common management information protocol</i>)
CMIS	Servicio común de información de gestión (<i>common management information service</i>)
CTP	Punto de terminación de conexión (<i>connection termination point</i>)
ISO	Organización Internacional de Normalización (<i>International Organization for Standardization</i>)
LOF	Pérdida de alineación de trama (<i>loss of frame</i>)
LOS	Pérdida de la señal (<i>loss of signal</i>)
MS	Sección múltiplex (<i>multiplex section</i>)

MSP	Protección de sección múltiplex (<i>multiplex section protection</i>)
NE	Elemento de red (<i>network element</i>)
OS	Sistema de operaciones (<i>operations system</i>)
OSI	Interconexión de sistemas abiertos (<i>open systems interconnection</i>)
Pkg	Lote (<i>package</i>)
RDN	Nombre distinguido relativo (<i>relative distinguished name</i>)
RGT	Red de gestión de las telecomunicaciones
RRP	Puntero de recurso fiable (<i>reliable resource pointer</i>)
SD	Degradación de señal (<i>signal degrade</i>)
SDH	Jerarquía digital síncrona (<i>synchronous digital hierarchy</i>)
SF	Fallo de señal (<i>signal fail</i>)
SNCP	Protección de la conexión de subred (<i>subnetwork connection protection</i>)
SPR	Anillo de protección compartida (<i>shared protection ring</i>)
STM-N	Módulo de transporte síncrono N (<i>synchronous transport module N</i>)
TP	Punto de terminación (<i>termination point</i>)
TTP	Punto de terminación de camino (<i>trail termination point</i>)
UIT-T	Unión Internacional de Telecomunicaciones – Sector de Normalización de las Telecomunicaciones
URP	Puntero de recurso no fiable (<i>unreliable resource pointer</i>)
WTR	Espera al restablecimiento (<i>wait-to-restore</i>)

5 Gestión de protección de anillo de protección compartida (SPR) SDH MS

El modelo SDH MS SPR se basa en las clases genéricas y los principios de modelación descritos en UIT-T M.3100, así como en las clases comunes de UIT-T G.774.3.

5.1 Requisitos de la gestión de protección SDH MS SPR

El modelo de información de gestión de la protección MS SPR cumplirá los siguientes requisitos:

- De acuerdo con el concepto de capa descrito en UIT-T G.805, será posible añadir/suprimir o modificar una red de una capa, dentro de elemento de red, sin que esto afecte a otras capas. Es decir, hay que introducir, desde el punto de vista funcional, la subcapa de protección MS SPR en la capa MS sin que esto produzca efecto alguno en la capa de trayecto.
- El establecimiento y la supresión de la protección MS SPR debe efectuarse sin afectar al tráfico.
- La migración de una red ya instalada a la MS SPR, incluida la migración de un anillo SNCP a 2F/4F MS SPR y la migración de un anillo 2F a 4F, debe efectuarse sin interrupciones del tráfico.
- De acuerdo con UIT-T G.841, el modelo deberá soportar todo tipo de tráfico de capa de trayecto, incluido tráfico unidireccional punto a punto, tráfico unidireccional punto a multipunto (difusión), y tráfico bidireccional.

- Las capacidades existentes de configuración dinámica (creación, supresión y modificación) hay que mantenerlas, especialmente en caso de modificaciones que no afecten al tráfico (adición/supresión de tramo, adición/supresión de separación y continuación para aplicaciones con doble punto de partida, tabla RIP).
- Configuración de MS SPR a dos fibras o cuatro fibras, o aplicación transoceánica.
- El modelo de información soportará la conmutación de anillo bidireccional.
- El modelo de información soportará la conmutación de intervalo bidireccional a cuatro fibras.
- El modelo de información soportará la conmutación obligada y la manual.
- El modelo de información soportará el bloqueo del dispositivo protegido y del protector.
- El modelo de información soportará el ejercicio de la conmutación de protección para actividades de mantenimiento.
- El modelo de información permitirá que se prevea un tiempo de espera al restablecimiento.
- Modificación de la topología del anillo sin afectar al tráfico existente, siempre que el nodo que se suprime no intervenga en el tráfico.
- Modificación del identificador de nodo G.841 (cambio consiguiente de la configuración del mapa de anillo) sin que se produzca una conmutación de protección no deseada. Ésta puede producirse porque, antes de que se hayan realizado las actualizaciones en todos los nodos, es posible que los datos del anillo no sean coherentes.
- La conmutación de un canal de tipo tráfico no protegido no preapropiable (NUT) a un canal de tipo protegido no debe afectar a su tráfico.
- La conmutación de un canal de tipo protegido a un canal de tipo NUT deberá estar autorizada. Si el canal no goza protección, el cambio no debe afectar al tráfico.
- La actualización de la información de silenciación no debe provocar interrupciones del tráfico.
- Configuración de un elemento de red para el soporte de múltiples MS SPR y la interconexión entre estos anillos.

5.2 Sinopsis del modelo de información SDH MS SPR

Para el control y la operación de la función de protección MS SPR, el modelo presenta una manera similar a la utilizada para otras funciones de protección. El modelo define dos subclases del modelo de protección G.774.3 genérico:

- **msSPRProtectionGroup**, que representa la asociación de recursos no fiables para fines de conmutación de protección automática y que es el punto focal para todas las operaciones de gestión relacionadas con la función de protección MS SPR.
- **msSPRProtectionUnit**, que representa la unidad protegida o la protectora, y también la asignación de un recurso no fiable a un recurso fiable. La **msSPRProtectionUnit** está contenida en un **msSPRProtectionGroup**.

El modelo define las siguientes clases de objeto adicionales específicas de MS SPR:

- **sdhMSSPRProtectionCoordinator**, que se utiliza concretamente para configurar esquemas de protección SDH MS SPR. En un elemento de red puede crearse un y sólo un ejemplar. Cuando se ejecuta con éxito la acción **establishProtection**, se crean los siguientes ejemplares de objetos: un ejemplar de **msSPRProtectionGroup**, cuatro ejemplares de **msSPRProtectionUnit**, un ejemplar de **sPRingManager**, y un ejemplar de **squelchTable**, como especifica la información de acción. La supresión de esquemas de protección se efectúa mediante la acción **dismissProtection**. Cuando se ejecuta con éxito esta acción, se

suprime el **sPRingManager** y todos los objetos asociados. La acción **changeSPRConfiguration** se utiliza para migrar entre configuraciones a dos fibras y a cuatro fibras, o para añadir o retirar la capacidad NUT o RIP, sin suprimir todos los demás objetos asociados con el esquema de protección. Como resultado de esta acción, el grupo de protección y las unidades asociadas se suprimen y se vuelven a crear con los lotes condicionales apropiados presentes.

- **sPRingManager**, que se utiliza para caracterizar un anillo de protección única compartida, que proporciona un puntero al objeto **msSPRProtectionGroup**, y contiene ejemplares de cualquier otro objeto que se necesite para el soporte del anillo (por ejemplo, **nutTable**, **ripTable**, **squelchTable**).
- **nutTable**, que contiene información para identificar los canales que se han proporcionado para tráfico no protegido no preapropiable (NUT, *non-preemptible unprotected traffic*), e identifica el tipo de conmutación (de intervalo o de anillo) que está prohibido por la NUT.
- **ripTable**, que representa la tabla RIP (*ring interconnect on protection*) en un nodo de interconexión secundario. Esta tabla indica los canales de protección que se utilizan para el transporte de circuitos secundarios en esquemas de interconexión con doble punto de partida, y el nodo primario, nodo de entrada, y nodo de salida para cada uno de esos canales.
- **squelchTable** y **auSquelchTable**, que contienen información de encaminamiento para uso con fines de silenciamiento.

Este modelo también reutiliza clases de objeto existentes, de UIT-T G.774.4, para la función selector de servicio de los nodos de interconexión en MS SPR, incluyendo:

- **sncpFabric**, de la G.774.4, que soporta la función interconexión en MS SPR para la función selector de servicio.
- **connectionProtectionGroupR1**, de la G.774.4, que se utiliza para interconexión de anillo, para elegir entre la señal que llega por el lado de baja velocidad y la señal que llega por el lado de alta velocidad, procedentes del otro nodo de interconexión.
- **connectionProtection**, de la G.774.4, que presenta la unidad de protección (unidad protegida o protectora) y la asignación entre un recurso no fiable (punto de terminación de trayecto de alto/bajo orden) y un recurso fiable (punto de terminación de trayecto de alto/bajo orden).

6 Definiciones de clases de objeto gestionado

6.1 auSquelchTable

```

auSquelchTable MANAGED OBJECT CLASS
DERIVED FROM "Recommendation X.721 | ISO/IEC 10165-2":top;
CHARACTERIZED BY
"Recommendation M.3100":attributeValueChangeNotificationPackage,
auSquelchTablePkg PACKAGE
BEHAVIOUR auSquelchTableBeh;
ATTRIBUTES
    auNumber GET,
    auTable GET;;;
REGISTERED AS {g774-10MObjectClass 1};
auSquelchTableBeh BEHAVIOUR
DEFINED AS

```

"This object class represents routing information to be used for squelching purposes. Each instance of this object identifies a single administrative unit (AU) in the NE for both the east and west sides of the NE.";

6.2 msSPRProtectionGroup

```
msSPRProtectionGroup MANAGED OBJECT CLASS
DERIVED FROM "Recommendation G.774-03":protectionGroupR1;
CHARACTERIZED BY
    "Recommendation G.774-03": protectionSwitchExercisePkg,
msSPRProtectionGroupPkg PACKAGE
BEHAVIOUR msSPRProtectionGroupBeh;
ATTRIBUTES
    "Recommendation X.721":administrativeState GET-REPLACE,
    "Recommendation G.774-03":protectionGroupType
        PERMITTED VALUES SDHMSSPRASN1.MSSPRProtectionGroupType,
    "Recommendation G.774-03":revertive
        PERMITTED VALUES SDHMSSPRASN1.True;
ACTIONS
    "Recommendation G.774-03":invokeProtection mSSPRLockoutTypeParameter,
    "Recommendation G.774-03":releaseProtection mSSPRLockoutTypeParameter;
NOTIFICATIONS
    "Recommendation G.774-03":protectionSwitchReportingR1
        msSPRProtectionStatusParameter;;;
CONDITIONAL PACKAGES
    "Recommendation M.3100":tmnCommunicationsAlarmInformationPackage
PRESENT IF "an instance supports reporting protection protocol failures via
communicationsAlarms",
    "Recommendation M.3100":alarmSeverityAssignmentPointerPackage
    PRESENT IF "the tmnCommunicationsAlarmInformationPackage is
    present",
wtrSpanPkg
    PRESENT IF "an instance represents a four fiber MS SPR with a
    single wait to restore time for both high-speed spans and the
    enhancedWtrSpanPkg is not present",
enhancedWtrSpanPkg
    PRESENT IF "an instance represents a four fiber MS SPR with a
    separate wait to restore time for each high-speed span and the
    wtrSpanPkg is not present";
REGISTERED AS {g774-10MObjectClass 2};
msSPRProtectionGroupBeh BEHAVIOUR
DEFINED AS
    "An msSPRProtectionGroup object instance contains four msSPRProtectionUnit
    objects to define a MS Shared Protection Ring (SPR) protection switching
    relationship for two or four fiber MS SPR architectures. If the ring has a four-
    fiber architecture, either the wtrSpanPkg or enhancedWtrSpanPkg must be present.
    The administrativeState attribute is used to manage the participation of the
    protection group in the APS protocol. This capability can be used to avoid
    spurious switches when a ring is being initialized or modified. When the
    administrativeState is unlocked, the protection group participates fully in the
    APS protocol. When the administrativeState is locked, the protection group does
    not respond to incoming switch requests (either via K-bytes or management
    request); the outgoing K-bytes shall be defaulted as specified in Recommendation
    G.841. When the administrativeState is set to shuttingDown, the protectionGroup
    shall transition to the locked administrativeState when all switches at the node
    have cleared (i.e. when no protected traffic is using protecting bandwidth).
    If the tmnCommunicationsAlarmPkg is present, a communicationsAlarm notification
    shall be issued if the protection architecture cannot write or detect and process
    the contents of the APS channel appropriately. The probableCause parameter of the
    notification shall indicate msSPRApsChannelProcessingFailure.
    If the tmnCommunicationsAlarmPkg is present, a communicationsAlarm notification
    shall be issued if APS trouble defects are declared in an APS trouble defects
    include Default K Bytes, Inconsistent APS Codes, Node ID Mismatch, and Improper
    APS Codes. The probableCause parameter of the notification shall indicate
    msSPRDefaultKBytes, msSPRInconsistentApsCodes, msSPRNodeIdMismatch, or
    msSPRImproperApsCodes.
```

The inherited **protectionGroupType** attribute shall always have the value "colon," since a two-fiber MS SPR represents a 1:1 protection scheme, and a four fiber MS SPR represents a 2:1 protection scheme.

The inherited **waitToRestoreTime** attribute specifies the Wait To Restore (WTR) time for ring protection switches, since only ring switches are common to both two and four fiber MS SPRs. If the MS SPR is four fiber, the **waitToRestoreTimeSpan** attribute (in the **wtrSpanPkg** conditional package) or the **enhancedWaitToRestoreTimeSpan** attribute (in the **enhancedWtrSpanPkg** conditional package) specifies the WTR time for span switches.

The inherited revertive attribute specifies shall always have the value "True", since MS SPRs are required to operate in the revertive mode.

The **invokeProtection** action, which is inherited from the **protectionGroupR1** object class, can be used to request a lockout (i.e., lockout of one or more protection units in a **msSPRProtectionGroup**), a forced switch (span or ring), or a manual switch (span or ring) on one or more **msSPRProtectionUnit** instances contained in the **msSPRProtectionGroup** object. The **msSPRProtectionUnit** instances involved in the protection switch must be indicated explicitly in the action argument.

The **releaseProtection** action inherited from the **protectionGroupR1** object class can be used to release a lockout (i.e., release lockout of one or more protection units in a **msSPRProtectionGroup**), a forced switch (span or ring), or a manual switch (span or ring) on one or more **msSPRProtectionUnit** instances contained in the **msSPRProtectionGroup** object. The **msSPRProtectionUnit** instances involved in the protection release must be indicated explicitly in the action argument.

The **invokeExercise** action can be used to initiate an exercise (ring for two fiber, ring or span for four fiber). The **msSPRProtectionUnit** instances involved in the protection exercise must be indicated explicitly in the action argument. The **protectionSwitchReportingR1** notification is emitted from the **msSPRProtectionGroup** object to report any protection switching events as described in the **msSPRProtectionStatusParameter**, such as a protection switch (forced (span or ring) switch, manual (span or ring) switch, or automatic (span or ring) switch), protection release (release of forced (span or ring) switch, manual (span or ring) switch, or automatic (span or ring) switch), lockout, or release of lockout.

A change in the value of the **administrativeState** or **operationalState** shall cause a **stateChange** notification (inherited) to be emitted.

A change in the value of the following attributes, provided the attribute is present in the managed object, and the **attributeValueChange** notification is supported, shall cause an **attributeValueChange** notification: **waitToRestoreTime** (inherited), **waitToRestoreTimeSpan**, **enhancedWaitToRestoreTimeSpan**."

6.3 msSPRProtectionUnit

```
msSPRProtectionUnit MANAGED OBJECT CLASS
DERIVED FROM "Recommendation G.774-03":protectionUnit;
CHARACTERIZED BY
    "Recommendation G.774-03":lastAttemptResultPkg,
msSPRProtectionUnitPkg PACKAGE
BEHAVIOUR msSPRProtectionUnitBeh;
ATTRIBUTES
    "Recommendation G.774-03":reliableResourcePointer
        PERMITTED VALUES SDHMSSPRASN1.SDHMSResourcePointer
        GET,
    "Recommendation G.774-03":unreliableResourcePointer
        PERMITTED VALUES SDHMSSPRASN1.SDHMSResourcePointer
        GET,
msSPRProtectionStatus GET,
ringPU GET;;;
CONDITIONAL PACKAGES
fourFiberPUPkg
PRESENT IF "an instance supports a four fiber MS SPR",
"Recommendation G.774-03": extraTrafficControlPkg
PRESENT IF "extra traffic may be suspended and resumed";
REGISTERED AS {g774-10MObjectClass 3};
```

msSPRProtectionUnitBeh BEHAVIOUR

DEFINED AS

"This object class is specific to MS Shared Protection Ring (SPR) protection systems. Instances of this object class represent a relationship between a **protectedTTP** and an **unprotectedCTP**. If this is a protecting protection unit, the **reliableResourcePointer** points to a **protectedTTP** for extra traffic or NULL if there is no extra traffic.

When a SPR node enters the pass through state (either full or partial), the **unprotectedCTP** upstream and downstream connectivity pointers managed by the two protecting **msSPRProtectionUnit** protection units (on either side of the node) shall be updated to point to each other.

The **ringPU** attribute points to the **msSPRProtectionUnit** that would be involved in a ring switch (or release), or the associated **msSPRProtectionUnit** on the other (or opposite) side of the SPR node. This attribute is applicable to both two and four fiber SPRs.

The **spanPU** attribute (in the **fourFiberPUPkg**) points to the **msSPRProtectionUnit** that would be involved in a span switch (or release), or the associated **msSPRProtectionUnit** on the same side of the SPR node. This attribute is applicable only to four fiber SPRs.";

6.4 nutTable

nutTable MANAGED OBJECT CLASS

DERIVED FROM "Recommendation X.721 | ISO/IEC 10165-2":top;

CHARACTERIZED BY

"Recommendation M.3100":attributeValueChangeNotificationPackage,

nutTablePkg PACKAGE

BEHAVIOUR nutTableBeh;

ATTRIBUTES

nutTableId GET,

nutChannelList GET-REPLACE ADD-REMOVE;;;

REGISTERED AS {g774-10MObjectClass 4};

nutTableBeh BEHAVIOUR

DEFINED AS

"This object class contains information to identify the channels that have been provisioned for Non-preemptible Unprotected Traffic (NUT), and identifies which type of switching (span or ring) is prohibited by the NUT. In a 2-fiber ring, span switches are always unavailable, and the corresponding component of the syntax shall be absent. A change in the value of the **nutChannelList** attribute shall cause an **attributeValueChange** notification to be emitted.";

6.5 ripTable

ripTable MANAGED OBJECT CLASS

DERIVED FROM "Recommendation X.721 | ISO/IEC 10165-2":top;

CHARACTERIZED BY

"Recommendation M.3100":attributeValueChangeNotificationPackage,

ripTablePkg PACKAGE

BEHAVIOUR ripTableBeh;

ATTRIBUTES

ripTableId GET,

ripChannelList GET;

ACTIONS

updateRipTable;;;

REGISTERED AS {g774-10MObjectClass 5};

ripTableBeh BEHAVIOUR

DEFINED AS

"This object class represents the RIP table in a secondary interconnection node. This table indicates the protection channels that are used to carry secondary circuits in dual-homed interconnection schemes, and the primary node and terminating node for each of those channels. The table is updated as a result of the **updateRipTable** action. A change in the value of the **ripChannelList** shall cause an **attributeValueChange** notification to be emitted.";

6.6 sdhMSSPRProtectionCoordinator

```
sdhMSSPRProtectionCoordinator MANAGED OBJECT CLASS
DERIVED FROM "Recommendation G.774-09":protectionCoordinator;
CHARACTERIZED BY
    sdhMSSPRProtectionCoordinatorPkg PACKAGE
    BEHAVIOUR sdhMSSPRProtectionCoordinatorBeh;
ACTIONS
    "Recommendation G.774-09":establishProtection
        msSPRProtectionGroupConfigParameter
        msSPRConfigurationError;;;
```

CONDITIONAL PACKAGES

```
changeSPRConfigurationPkg PRESENT IF "the network element supports
modification of SPR configuration (number of fibers, NUT, RIP, extra traffic)
without traffic disruption";
```

```
REGISTERED AS {g774-10MObjectClass 6};
```

```
sdhMSSPRProtectionCoordinatorBeh BEHAVIOUR
```

DEFINED AS

"This object class is used specifically to configure SDH MSSPR protection schemes. Only one instance can be created in one NE. When the **establishProtection** action is successfully performed, the following objects are created: one **msSPRProtectionGroup** instance, 4 **msSPRProtectionUnit** instances, one **sPRingManager** instance, and one **squelchTable** instance are created as specified by the action information. If appropriate, an instance of **nutTable** and/or **ripTable** is also created. The **unreliableResourcePointer** of each **msSPRProtectionUnit** will point to the **unprotectedCTP** indicated by the **unreliableObjects** field of the action information. The **reliableResourcePointer** will point to the **protectedTTP** connected to the **unprotectedCTP**, unless the **protectionUnit** is protecting and extra traffic is not required or not supported (in this case the **reliableResourcePointer** is NULL). Since the **protectionGroupType** of **msSPRProtectionGroup** is always 'colon', the **protectionGroupType** field of the argument of the **establishProtection** action shall always be 'colon' or not present in the argument. Since the MS-SPR protection scheme is always revertive, the revertive field of the **establishProtection** action shall always be true; the **waitToRestoreTime** field shall specify the wait to restore time for ring switches. The priority field of the argument of the **establishProtection** action shall not be present in the argument. Additional information specific to the MS SPR is conveyed via the parameters attached to the **establishProtection** action.

To avoid spurious protection switches, the **msSPRProtectionGroup** is created with the **administrativeState** set to locked.

UnprotectedCTPs and **protectedTTPs** are always instantiated for multiplex sections that can potentially be included in a protection group irrespective of whether protection is actually present or not. When a section is not part of a protection group, the **crossConnectionObjectPointer** of the **unprotectedCTP** and **protectedTTP** point to the **managedElement**. When protection is established, the **crossConnectionObjectPointer** points to the associated **msSPRProtectionUnit**. When it is possible, **unprotectedCTPs** and **protectedTTPs** may be created/deleted as a result of the establish/dismiss actions.

Deletion of **msSPR** protection schemes is accomplished via the **dismissProtection** action. When this action is successfully performed the **sPRingManager** and all associated objects are deleted.

The **changeSPRConfiguration** action is used to migrate between two fiber and four fiber configurations, or to add or remove NUT or RIP capability, without deleting all the other objects associated with the protection scheme. The result of this action is that the protection group and associated units are deleted and recreated with the appropriate conditional packages present.";

6.7 sPRingManager

```
sPRingManager MANAGED OBJECT CLASS
DERIVED FROM "Recommendation X.721 | ISO/IEC 10165-2":top;
CHARACTERIZED BY
    "Recommendation M.3100":attributeValueChangeNotificationPackage,
    "Recommendation M.3100":createDeleteNotificationsPackage,
sPRingManagerPkg PACKAGE
    BEHAVIOUR sPRingManagerBeh;
    ATTRIBUTES
        sPRingManagerId GET,
        directionTable GET,
        nodeNumber GET,
        protectionGroupPointer GET,
        ringId GET-REPLACE,
        ringMap GET,
        sPRingApplication GET;;;
CONDITIONAL PACKAGES
    manualSPRConfigurationPkg
        PRESENT IF "the direction table, node number, and ring map can be
modified by a manager",
    restoreExtraTrafficPkg PRESENT IF "configuration of extra traffic
restoration is supported";
REGISTERED AS {g774-10MObjectClass 7};
sPRingManagerBeh BEHAVIOUR
DEFINED AS
```

"This object class is used to characterize a single shared protection ring, providing a pointer to the **msSPRProtectionGroup** object, and containing instances of any other objects needed to support the ring (e.g. **nutTable**, **ripTable**, **sqlchTable**).

The **directionTable** attribute identifies the TTPs on the east and west sides of the node over the relevant ring. This table is used to assist in populating the **sqlchTable**.

The **nodeNumber** attribute indicates the node number within the ring for this node. The **ringMap** attribute indicates the sequence of nodes around the ring. The **ringId** provides an identifier that should be provisioned with the same value in each node on the ring.

The **sPRingApplication** attribute indicates whether the ring operates in classic mode or transoceanic mode.

A change in the value of the following attributes shall cause an **attributeValueChange** notification to be emitted: **directionTable**, **nodeNumber**, **ringId**, **ringMap**."

6.8 sqlchTable

```
sqlchTable MANAGED OBJECT CLASS
DERIVED FROM "Recommendation X.721 | ISO/IEC 10165-2":top;
CHARACTERIZED BY
    "Recommendation M.3100":attributeValueChangeNotificationPackage,
    "Recommendation M.3100":createDeleteNotificationsPackage,
sqlchTablePkg PACKAGE
    BEHAVIOUR sqlchTableBeh;
    ATTRIBUTES
        sqlchTableId GET,
        currentSqlchlingList GET;
    ACTIONS
        updateSqlchTable;;;
REGISTERED AS {g774-10MObjectClass 8};
sqlchTableBeh BEHAVIOUR
DEFINED AS
```

"This object class serves as the head of the naming tree for each entry in the sqlch table. Entries are managed as separate objects; the contents of these objects can be modified using the **updateSqlchTable** action.

The **currentSquelchingList** holds information regarding which channels are currently being squelched. A change in the value of the **currentSquelchingList** attribute shall cause an **attributeValueChange** notification to be emitted.";

7 Lotes (*packages*)

7.1 changeSPRConfigurationPkg

```
changeSPRConfigurationPkg PACKAGE
BEHAVIOUR changeSPRConfigurationPkgBeh;
ACTIONS changeSPRConfiguration;
REGISTERED AS {g774-10Package 1};
changeSPRConfigurationPkgBeh BEHAVIOUR
DEFINED AS
```

"This package provides an action that allows the manager to make changes to the SPR functions without disruption of existing service (provided that the requested changes are compatible with the existing service). The allowable changes are: migration from two-fiber to four-fiber operation and vice versa; enabling and disabling non-user preemptible traffic; enabling and disabling ring interworking on protection; and enabling and disabling extra traffic.";

7.2 enhancedWtrSpanPkg

```
enhancedWtrSpanPkg PACKAGE
BEHAVIOUR enhancedWtrSpanPkgBeh;
ATTRIBUTES
    enhancedWaitToRestoreTimeSpan GET-REPLACE;
REGISTERED AS {g774-10Package 2};
enhancedWtrSpanPkgBeh BEHAVIOUR
DEFINED AS
```

"This package provides additional information necessary to support four fiber MS SPR protection architectures with separate wait to restore times for each span. The **enhancedWaitToRestoreTimeSpan** attribute specifies the wait to restore time for a span switch for each span. A change in the value of the **enhancedWaitToRestoreTimeSpan** attribute shall cause an **attributeValueChange** notification to be emitted.";

7.3 fourFiberPUPkg

```
fourFiberPUPkg PACKAGE
BEHAVIOUR fourFiberPUPkgBeh;
ATTRIBUTES
    spanPU GET;
REGISTERED AS {g774-10Package 3};
fourFiberPUPkgBeh BEHAVIOUR
DEFINED AS
```

"This package provides additional information necessary to support four fiber MS SPR protection architectures. The **spanPU** attribute in this package indicates which corresponding protection unit in the protection group will be involved in a span switch or span switch release. ";

7.4 manualSPRConfigurationPkg

```
manualSPRConfigurationPkg PACKAGE
    BEHAVIOUR manualSPRConfigurationPkgBeh;
    ATTRIBUTES
        directionTable GET-REPLACE,
        nodeNumber GET-REPLACE,
        ringMap GET-REPLACE;
```

REGISTERED AS {g774-10Package 4};
manualSPRConfigurationPkgBeh BEHAVIOUR
DEFINED AS

"This package provides the ability to configure the values of the **directionTable**, **nodeNumber**, and **ringMap** attributes. It is used when autodiscovery of this information is not supported.";

7.5 restoreExtraTrafficPkg

restoreExtraTrafficPkg PACKAGE
BEHAVIOUR restoreExtraTrafficPkgBeh;
ATTRIBUTES
 restoreExtraTraffic
 DEFAULT VALUE SDHMSSPRASN1.booleanTrueDefault
 GET-REPLACE;

REGISTERED AS {g774-10Package 5};
restoreExtraTrafficPkgBeh BEHAVIOUR
DEFINED AS

"The **restoreExtraTraffic** attribute indicates whether extra traffic is to be automatically re-established after the completion of a normal protection switching session (i.e. after traffic is restored on the protected facility). The value TRUE indicates that the automatic restoration should occur.";

7.6 wtrSpanPkg

wtrSpanPkg PACKAGE
BEHAVIOUR wtrSpanPkgBeh;
ATTRIBUTES
 waitToRestoreTimeSpan GET-REPLACE;
REGISTERED AS {g774-10Package 6};
wtrSpanPkgBeh BEHAVIOUR
DEFINED AS

"This package provides additional information necessary to support four fiber MS SPR protection architectures with a single wait to restore time for both high-speed spans. The **waitToRestoreTimeSpan** attribute specifies the wait to restore time for a span switch. A change in the value of the **waitToRestoreSpan** attribute shall cause an **attributeValueChange** notification to be emitted.";

8 Atributos

8.1 auTable

auTable ATTRIBUTE
WITH ATTRIBUTE SYNTAX SDHMSSPRASN1.SquelchTableEntry;
MATCHES FOR EQUALITY;
BEHAVIOUR auTableBeh;
REGISTERED AS {g774-10Attribute 1};
auTableBeh BEHAVIOUR
DEFINED AS

"This attribute specifies the current squelch table for an individual AU. The value of this attribute is updated automatically as a result of the **updateSquelchTable** action. The table is divided into East and West, which can be determined by referencing the **directionTable** attribute of the **sPManager** object.

The **aNode** and **zNode** fields indicate the source and destination of the circuit, respectively (or NULL if no circuit using the channel in that direction). If an AU is part of a contiguously concatenated signal, but is not the first AU in that concatenated signal, it shall still be represented in the AU Squelch Table. The information for all of the concatenated channels shall be the same, with the exception of the "concatenated" field; the first channel shall indicate the number of concatenated AU channels, while all others simply indicate that they are concatenated to a previous channel.";

8.2 auNumber

auNumber ATTRIBUTE
WITH ATTRIBUTE SYNTAX SDHMSSPRASN1.NameType;
MATCHES FOR EQUALITY, ORDERING;
BEHAVIOUR auNumberBeh;
REGISTERED AS {g774-10Attribute 2};
auNumberBeh BEHAVIOUR
DEFINED AS

"The **auNumber** attribute is an attribute type whose distinguished value can be used as an RDN when naming an instance of the **auSquelchTable** managed object class. This attribute identifies the AU number of the working AU in an STM-N system. The value shall be the integer that represents the position of the AU in temporal order. The first AU shall be numbered one. If M working AUs are available, the range of possible values for this shall attribute be 1 through M.";

8.3 currentSquelchingList

currentSquelchingList ATTRIBUTE
WITH ATTRIBUTE SYNTAX SDHMSSPRASN1.CurrentSquelchingList;
MATCHES FOR EQUALITY, SET-COMPARISON, SET-INTERSECTION;
BEHAVIOUR currentSquelchingListBeh;
REGISTERED AS {g774-10Attribute 3};
currentSquelchingListBeh BEHAVIOUR
DEFINED AS

"This attribute contains a list of termination points and their associated cross-connection objects that are currently being squelched. If the AU is not cross-connected (i.e. hardwired), the cross-connection object choice is not used. ";

8.4 directionTable

directionTable ATTRIBUTE
WITH ATTRIBUTE SYNTAX SDHMSSPRASN1.DirectionTable;
MATCHES FOR EQUALITY;
BEHAVIOUR directionTableBeh;
REGISTERED AS {g774-10Attribute 4};
directionTableBeh BEHAVIOUR
DEFINED AS

"This attribute specifies the direction table. It specifies **msTTP** object instances for both the East and West high speed sides of the **sdhNE**. East implies the side of the network element that is associated with the direction of the (n+1)th node in the ring indicated in the sequence of the ring map; West implies the side of the network element that is associated with the direction of the (n-1)th node in the ring indicated in the sequence of the ring map, where the nth node is the node in which the table resides. Note that n-1 and n+1 indicate the element in the sequence, not the actual number of the node. The last node in the sequence is the (n-1)th node of the first node in the sequence. Likewise, the first node in the sequence is the (n+1)th node to the last node in the sequence. ";

8.5 enhancedWaitToRestoreTimeSpan

enhancedWaitToRestoreTimeSpan ATTRIBUTE
WITH ATTRIBUTE SYNTAX SDHMSSPRASN1.EnhancedWaitToRestoreSpan;
MATCHES FOR EQUALITY;
BEHAVIOUR enhancedWaitToRestoreTimeSpanBeh;
REGISTERED AS {g774-10Attribute 5};
enhancedWaitToRestoreTimeSpanBeh BEHAVIOUR
DEFINED AS

"This attribute indicates the wait to restore time, in seconds, for a span switch. The value is specified separately for the east and west spans.";

8.6 msSPRProtectionStatus

msSPRProtectionStatus ATTRIBUTE
WITH ATTRIBUTE SYNTAX SDHMSSPRASN1.MSSPRProtectionStatus;
MATCHES FOR EQUALITY, SET-COMPARISON, SET-INTERSECTION;
BEHAVIOUR msSPRProtectionStatusBeh;
REGISTERED AS {g774-10Attribute 6};
msSPRProtectionStatusBeh BEHAVIOUR
DEFINED AS

"This attribute is used to indicate the status of the MS SPR protection switch in a **msSPRProtectionUnit** object instance.

This attribute is set-valued because some requests are allowed to be pending. The following rule shall be followed: only one of the values **lockout**, **forcedSwitch** (span or ring), or **manualSwitch** (span or ring) can be present at the same time, either local or remote. It is also possible to have two or more pending automatic switch (span or ring) requests. The **msSPRProtectionStatus** attribute of a **msSPRProtectionUnit** that provides protection is used to hold the protection request that is actually performed on that **msSPRProtectionUnit**.

The following is a list of all the possible status values of the **msSPRProtectionStatus** attribute for a protected **msSPRProtectionUnit** object instance:

- No Request: No switch request is present on the unit.
- Manual Ring Switch to Protecting Complete: The unit has completed a manual ring switch.
- Manual Span Switch to Protecting Complete: The unit has completed a manual span switch (Four-Fiber Rings only).
- Release failed: A switch has been released or pre-empted and a time-out occurs while waiting for a release of associated bridges, or the near-end switch.
- Automatic Ring Switch (SF) Pending: The unit has a Signal Fail condition present and the protecting unit for a ring switch is unavailable.
- Automatic Ring Switch (SD) Pending: The unit has a Signal Degrade condition present and the protecting unit for a ring switch is unavailable.
- Automatic Ring Switch (SF) Complete: The unit has completed an automatic ring switch to the protecting unit due to a Signal Fail condition.
- Automatic Span Switch (SF) Complete: The unit has completed an automatic span switch to the protecting unit due to a Signal Fail condition.
- Automatic Ring Switch (SD) Complete: The unit has completed an automatic ring switch to the protecting unit due to a Signal Degrade condition.
- Automatic Span Switch (SD) Complete: The unit has completed an automatic span switch to the protecting unit due to a Signal Degrade condition.
- Automatic Ring Switch (SF) Present, Operate Failed: An automatic ring switch (due to a Signal Fail condition) request is in progress and a time-out occurs while waiting for completion.
- Automatic Span Switch (SF) Present, Operate Failed: An automatic span switch (due to a Signal Fail condition) request is in progress and a time-out occurs while waiting for completion (Four-Fiber Ring only).
- Automatic Ring Switch (SD) Present, Operate Failed: An automatic ring switch (due to a Signal Degrade condition) request is in progress and a time-out occurs while waiting for completion.
- Automatic Span Switch (SD) Present, Operate Failed: An automatic span switch (due to a Signal Degrade condition) request is in progress and a time-out occurs while waiting for completion (Four-Fiber Ring only).
- Force Ring Switch Complete, Automatic Ring Switch (SF) Pending: The unit has completed a Force ring switch. Additionally, the unit has an automatic ring switch (SF) pending.
- Force Ring Switch Complete, Automatic Span Switch (SF) Pending: The unit has completed a Force ring switch. Additionally, the unit has an automatic span switch (SF) pending (Four-Fiber Ring only).
- Force Span Switch Complete, Automatic Ring Switch (SF) Pending: The unit has completed a Force span switch. Additionally, the unit has an automatic ring switch (SF) pending (Four-Fiber Ring only).

- Force Span Switch Complete, Automatic Span Switch (SF) Pending: The unit has completed a Force span switch. Additionally, the unit has an automatic span switch (SF) pending (Four-Fiber Ring only).
- Force Ring Switch Complete, Automatic Ring Switch (SD) Pending: The unit has completed a Force ring switch. Additionally, the unit has an automatic ring switch (SD) pending.
- Force Ring Switch Complete, Automatic Span Switch (SD) Pending: The unit has completed a Force ring switch. Additionally, the unit has an automatic span switch (SD) pending (Four-Fiber Ring only).
- Force Span Switch Complete, Automatic Ring Switch (SD) Pending: The unit has completed a Force span switch. Additionally, the unit has an automatic ring switch (SD) pending (Four-Fiber Ring only).
- Force Span Switch Complete, Automatic Span Switch (SD) Pending: The unit has completed a Force span switch. Additionally, the unit has an automatic span switch (SD) pending (Four-Fiber Ring only).
- Automatic Ring Switch Complete, Wait-to-Restore: The unit has completed an automatic ring switch to the protecting unit, and has entered the wait to restore state.
- Automatic Span Switch Complete, Wait-to-Restore: The unit has completed an automatic span switch to the protecting unit (Four-Fiber Ring only), and has entered the wait to restore state.
- Force Ring Switch complete: The unit has completed a Force ring switch to the protecting unit.
- Force Span Switch complete: The unit has completed a Force span switch to the protecting unit (Four-Fiber Ring only).
- Protected Unit Lockout Completed: The unit has been locked out from the protecting unit.
- Protected Unit Lockout Complete, Operate Failed: The unit has been locked out from the protecting unit, and, the previously completed switch could not be released within the expected time-out. When the switch is released, the operate failed status is removed.

The following allowable **msSPRProtectionStatus** values are associated with each protecting unit:

- No Request: No switch request is present on the unit.
- Manual Ring Switch to Protecting Complete: The protected unit has completed a manual ring switch.
- Manual Span Switch to Protecting Complete: The protected unit has completed a manual span switch (Four-Fiber Rings only).
- Automatic Ring Switch (SF) Complete to Protecting Unit: The protected unit has completed an automatic ring switch to the protecting unit due to a Signal Fail condition.
- Automatic Span Switch (SF) Complete to Protecting Unit: The protected unit has completed an automatic span switch to the protecting unit due to a Signal Fail condition (Four-Fiber Ring only).
- Automatic Ring Switch (SD) Complete to Protecting Unit: The protected unit has completed an automatic ring switch to the protecting unit due to a Signal Degrade condition.
- Automatic Span Switch (SD) Complete to Protecting Unit: The protected unit has completed an automatic span switch to the protecting unit due to a Signal Degrade condition (Four-Fiber Ring only).
- Automatic Ring Switch Complete (SF) to Protecting Unit, Protecting Unit Signal Degraded: The protected unit has completed an automatic ring switch to the protecting unit. Additionally, the protecting unit has a Signal Degrade condition present.
- Automatic Span Switch Complete (SF) to Protecting Unit, Protecting Unit Signal Degraded: The protected unit has completed an automatic span switch to the protecting unit. Additionally, the protecting unit has a Signal Degrade condition present (Four-Fiber Ring only).
- Automatic Ring Switch Complete (SD) to Protecting Unit, Protecting Unit Signal Degraded: The protected unit has completed an automatic ring switch to the protecting unit. Additionally, the protecting unit has a Signal Degrade condition present.

- Automatic Span Switch Complete (SD) to Protecting Unit, Protecting Unit Signal Degraded: The protected unit has completed an automatic span switch to the protecting unit. Additionally, the protecting unit has a Signal Degrade condition present (Four-Fiber Ring only).
 - Protecting Unit Full Pass-through: The protecting unit is in full pass-through mode as a result of a ring switch elsewhere in the ring.
 - Protecting Unit K-byte Pass-through: The protecting unit is in K-byte pass-through mode as a result of span switches elsewhere in the ring.
 - Protecting Unit SD Present: The protecting unit has a Signal Degrade condition present. This state may also be a result improper or inconsistent APS code, default K-Bytes, or node ID mismatch.
 - Protecting Unit SF Present: The protecting unit has a Signal Fail condition present. This state may also be a result improper or inconsistent APS code, default K-Bytes, or node ID mismatch.
 - Force Ring Switch Complete to Protecting Unit: The protected unit has completed a Force ring switch to the protecting unit.
 - Force Span Switch Complete to Protecting Unit: The protected unit has completed a Force span switch to the protecting unit (Four-Fiber Ring only).
 - Force Ring Switch Complete to Protecting Unit, SD Present on Protecting Unit: The protected unit has completed a Force ring switch to the protecting unit. Additionally, there is a Signal Degrade present on the protecting unit.
 - Force Span Switch Complete to Protecting Unit, SD Present on Protecting Unit: The protected unit has completed a Force span switch to the protecting unit. Additionally, there is a Signal Degrade present on the protecting unit (Four-Fiber Ring only).
 - Protecting Unit Locked Out: The protecting unit has been locked out.
 - Protecting Unit Locked Out, Release failed: A release of a lockout is in progress and a time-out occurs waiting for the lockout condition to clear.
- ";

8.7 nodeNumber

```
nodeNumber ATTRIBUTE
WITH ATTRIBUTE SYNTAX SDHMSSPRASN1.NodeNumber;
MATCHES FOR EQUALITY, ORDERING;
BEHAVIOUR nodeNumberBeh;
REGISTERED AS {g774-10Attribute 7};
nodeNumberBeh BEHAVIOUR
DEFINED AS
"This attribute contains the node identifier. It is an integer with value ranging
from 0 to 15. ";
```

8.8 nutChannelList

```
nutChannelList ATTRIBUTE
WITH ATTRIBUTE SYNTAX SDHMSSPRASN1.NutChannelList;
MATCHES FOR EQUALITY, SET-COMPARISON, SET-INTERSECTION;
BEHAVIOUR nutChannelListBeh;
REGISTERED AS {g774-10Attribute 8};
nutChannelListBeh BEHAVIOUR
DEFINED AS
"This attribute identifies the channels that have been provisioned for non-
preemptible unprotected traffic. The NUT function can be provisioned separately
for ring and span switches, and can be provisioned for protected channels only,
or for both protected and protecting channels.";
```

8.9 nutTableId

```
nutTableId ATTRIBUTE
WITH ATTRIBUTE SYNTAX SDHMSSPRASN1.NameType;
MATCHES FOR EQUALITY;
BEHAVIOUR nutTableIdBeh;
REGISTERED AS {g774-10Attribute 9};
nutTableIdBeh BEHAVIOUR
DEFINED AS
```

"The **nutTableId** attribute is an attribute type whose distinguished value can be used as an RDN when naming an instance of the **nutTable** managed object class.";

8.10 protectionGroupPointer

```
protectionGroupPointer ATTRIBUTE
WITH ATTRIBUTE SYNTAX SDHMSSPRASN1.NameType;
MATCHES FOR EQUALITY;
REGISTERED AS {g774-10Attribute 10};
```

8.11 restoreExtraTraffic

```
restoreExtraTraffic ATTRIBUTE
WITH ATTRIBUTE SYNTAX SDHMSSPRASN1.BooleanType;
MATCHES FOR EQUALITY;
BEHAVIOUR restoreExtraTrafficBeh;
REGISTERED AS {g774-10Attribute 11};
restoreExtraTrafficBeh BEHAVIOUR
DEFINED AS
```

"This attribute indicates whether extra traffic will be restored immediately when a switch to protection is cleared.";

8.12 ringId

```
ringId ATTRIBUTE
WITH ATTRIBUTE SYNTAX SDHMSSPRASN1.RingId;
MATCHES FOR EQUALITY;
BEHAVIOUR ringIdBeh;
REGISTERED AS {g774-10Attribute 12};
ringIdBeh BEHAVIOUR
DEFINED AS
```

"This attribute used for identifying the MS SPR protection ring associated with the NE. All NEs of the same protection ring shall have the same **ringId** value for the associated **ringMap**. ";

8.13 ringMap

```
ringMap ATTRIBUTE
WITH ATTRIBUTE SYNTAX SDHMSSPRASN1.Map;
MATCHES FOR EQUALITY;
BEHAVIOUR ringMapBeh;
REGISTERED AS {g774-10Attribute 13};
ringMapBeh BEHAVIOUR
DEFINED AS
```

"This attribute contains ring map information. ";

8.14 ringPU

ringPU ATTRIBUTE
WITH ATTRIBUTE SYNTAX SDHMSSPRASN1.RelativeDistinguishedName;
MATCHES FOR EQUALITY;
BEHAVIOUR ringPUBeh;
REGISTERED AS {g774-10Attribute 14};
ringPUBeh BEHAVIOUR
DEFINED AS
"This attribute identifies which protection unit will be associated with a ring switch or ring switch release in a MS SPR architecture. ";

8.15 ripChannelList

ripChannellist ATTRIBUTE
WITH ATTRIBUTE SYNTAX SDHMSSPRASN1.RipChannelList;
MATCHES FOR EQUALITY, SET-COMPARISON, SET-INTERSECTION;
BEHAVIOUR ripChannellistBeh;
REGISTERED AS {g774-10Attribute 15};
ripChannellistBeh BEHAVIOUR
DEFINED AS
"The **ripChannellist** identifies the protection channels that are being used for RIP circuits. It also identifies the primary interconnection node and terminating node for each RIP circuit.";

8.16 ripTableId

ripTableId ATTRIBUTE
WITH ATTRIBUTE SYNTAX SDHMSSPRASN1.NameType;
MATCHES FOR EQUALITY;
BEHAVIOUR ripTableIdBeh;
REGISTERED AS {g774-10Attribute 16};
ripTableIdBeh BEHAVIOUR
DEFINED AS
"The **ripTableId** attribute is an attribute type whose distinguished value can be used as an RDN when naming an instance of the **ripTable** managed object class.";

8.17 spanPU

spanPU ATTRIBUTE
WITH ATTRIBUTE SYNTAX SDHMSSPRASN1.RelativeDistinguishedName;
MATCHES FOR EQUALITY;
BEHAVIOUR spanPUBeh;
REGISTERED AS {g774-10Attribute 17};
spanPUBeh BEHAVIOUR
DEFINED AS
"This attribute identifies which protection unit will be associated with a span switch or span switch release in a MS SPR architecture.";

8.18 sPRingApplication

sPRingApplication ATTRIBUTE
WITH ATTRIBUTE SYNTAX SDHMSSPRASN1.sPRingApplication;
MATCHES FOR EQUALITY;
BEHAVIOUR sPRingApplicationBeh;
REGISTERED AS {g774-10Attribute 18};
sPRingApplicationBeh BEHAVIOUR
DEFINED AS
"This attribute indicates the application of the SPR scheme. This determines how the ring responds to failures. Possible values are classic or transoceanic.";

8.19 sPRingManagerId

sPRingManagerId ATTRIBUTE
WITH ATTRIBUTE SYNTAX SDHMSSPRASN1.NameType;
MATCHES FOR EQUALITY, ORDERING, SUBSTRINGS;
BEHAVIOUR sPRingCoordinatorIdBeh;
REGISTERED AS {g774-10Attribute 19};
sPRingCoordinatorIdBeh BEHAVIOUR
DEFINED AS

"This attribute used for naming instances of the **sPRingManager** object class. If the string choice of the syntax is used, then matching on substrings is permitted. If the number choice of the syntax is used, then matching on ordering is permitted.";

8.20 squelchTableId

squelchTableId ATTRIBUTE
WITH ATTRIBUTE SYNTAX SDHMSSPRASN1.NameType;
MATCHES FOR EQUALITY, ORDERING, SUBSTRINGS;
BEHAVIOUR squelchTableIdBeh;
REGISTERED AS {g774-10Attribute 20};
squelchTableIdBeh BEHAVIOUR
DEFINED AS

"This attribute is used for naming instances of the **squellchTable** object class. If the string choice of the syntax is used, then matching on substrings is permitted. If the number choice of the syntax is used, then matching on ordering is permitted. ";

8.21 waitToRestoreTimeSpan

waitToRestoreTimeSpan ATTRIBUTE
WITH ATTRIBUTE SYNTAX SDHMSSPRASN1.WaitToRestoreSpan;
MATCHES FOR EQUALITY, ORDERING;
BEHAVIOUR waitToRestoreTimeSpanBeh;
REGISTERED AS {g774-10Attribute 21};
waitToRestoreTimeSpanBeh BEHAVIOUR
DEFINED AS

"This attribute specifies the amount of time, in seconds, to wait after a fault that caused a span switch in a four fiber MS SPR clears before restoring traffic to the protected protection unit that initiated the switching.";

9 Acciones

9.1 changeSPRConfiguration

changeSPRConfiguration ACTION
BEHAVIOUR changeSPRConfigurationBeh;
MODE CONFIRMED;
PARAMETERS
 msSPRConfigurationError,
 "Recommendation G.774-09":removeProtectionError;
WITH INFORMATION SYNTAX SDHMSSPRASN1.ChangeSPRConfigInfo;
REGISTERED AS {g774-10Action 1};
changeSPRConfigurationBeh BEHAVIOUR
DEFINED AS

"This action is used to change the following aspects of the configuration of a shared protection ring:

Two fiber to four fiber and vice versa. For four fiber configurations, there is additionally a choice between normal mode (single wait to restore time for both spans) and enhanced mode (separate wait to restore time for east and west spans). Enable or disable extra traffic

Enable or disable Non-preemptible Unprotected Traffic (NUT)
 Enable or disable Ring Interworking on Protection (RIP)
 When the action is successfully performed, and either the number of fibers or the extra traffic configuration is changed, the existing protection group and contained protection units are deleted, and then recreated with the appropriate conditional packages present. No other objects related to the SPR or the traffic it carries are disturbed by this process.
 When the action is successfully performed, and the NUT or RIP configuration is changed, a **nutTable** and/or **ripTable** managed object instance is created or deleted as appropriate. No other objects related to the SPR or the traffic it carries are disturbed by this process. This action fails if the requested configuration is not supported by the network element or is otherwise invalid.";

9.2 updateRipTable

```
updateRipTable ACTION
BEHAVIOUR updateRipTableBeh;
MODE CONFIRMED;
WITH INFORMATION SYNTAX SDHMSSPRASN1.UpdateRIPTableInfo;
WITH REPLY SYNTAX SDHMSSPRASN1.UpdateRIPTableReply;
REGISTERED AS {g774-10Action 2};
updateRipTableBeh BEHAVIOUR
DEFINED AS
```

"This action provides the means for updating the contents of the Ring Interworking on Protection (RIP) information in a node. The update fails if the primary or terminating node is not in the **ringMap**, or if the channel is not available for RIP (e.g. because it has already been provisioned for NUT).";

9.3 updateSquelchTable

```
updateSquelchTable ACTION
BEHAVIOUR updateSquelchTableBeh;
MODE CONFIRMED;
WITH INFORMATION SYNTAX SDHMSSPRASN1.UpdateSquelchTableInfo;
WITH REPLY SYNTAX SDHMSSPRASN1.UpdateSquelchTableReply;
REGISTERED AS {g774-10Action 3};
updateSquelchTableBeh BEHAVIOUR
DEFINED AS
```

"This action provides the means for updating the contents of the squelch information in a node. An update fails if the **aNode** or **zNode** is not in the **ringMap**, if the network element does not support the **loAccess** configuration requested, or if the squelching information for the channel cannot be configured as requested because the channel is concatenated to another channel.";

10 Notificaciones

Ninguna.

11 Parámetros

11.1 msSPRConfigurationError

```
msSPRConfigurationError PARAMETER
CONTEXT SPECIFIC-ERROR;
WITH SYNTAX SDHMSSPRASN1.MSSPRConfigurationError;
BEHAVIOUR msSPRConfigurationErrorBeh;
REGISTERED AS {g774-10Parameter 1};
msSPRConfigurationErrorBeh BEHAVIOUR
```

DEFINED AS

"This parameter is included in the error parameter of the CMIP APDU when the **establishProtection** or **changeSPRConfiguration** action fails due to an error that is specific to MS-SPR configuration.";

11.2 msSPRLockoutTypeParameter

msSPRLockoutTypeParameter PARAMETER
CONTEXT ACTION-INFO;
WITH SYNTAX SDHMSSPRASN1.RingOrSpan;
BEHAVIOUR msSPRLockoutTypeBeh;
REGISTERED AS {g774-10Parameter 2};
msSPRLockoutTypeBeh BEHAVIOUR
DEFINED AS

"This parameter is used in the management extension field of the **invokeProtection** and **releaseProtection** actions to define whether a lockout applies to ring switching or span switching.";

11.3 msSPRProtectionGroupConfigParameter

msSPRProtectionGroupConfigParameter PARAMETER
CONTEXT ACTION-INFO;
WITH SYNTAX SDHMSSPRASN1.MSSPRProtectionGroupConfigInfo;
BEHAVIOUR msSPRProtectionGroupConfigBeh;
REGISTERED AS {g774-10Parameter 3};

msSPRProtectionGroupConfigBeh BEHAVIOUR
DEFINED AS

"This parameter is used in the **specificPGConfiguration** field of the **establishProtection** action received by the **sdhMSSPRProtectionCoordinator** object when the establishment of a **msSPRProtectionGroup** is requested by the management system.

The information in this parameter is used for provisioning the **msSPRProtectionGroup** and **sPRingManager** objects. The fields of the information syntax are use as follows:

The **directionTable** information is used to initialize the **directionTable** attribute of the **sPRingManager**.

The **directionTable** information is used in conjunction with the **protectionUnits** information in the **establishProtection** action information syntax to determine the value of the **spanPU** and **ringPU** attributes of the subordinate **protectionUnits**. The **extraTrafficConfig** information, if present, is used to determine which conditional packages are included in the **msSPRProtectionGroup**. If this field is absent, extra traffic is not supported.

The **nutConfig** information, if present, is used to determine if NUT is supported. If the **nutChannelList** is present, an instance of **nutTable** is also created under the **sPRingManager** and populated with the information from this field.

The **nodeNumber** and **ringMap** fields are used to populate the **nodeNumber** and **ringMap** attributes, respectively, of the **sPRingManager**. If the node does not support manual configuration of this data, the **nodeNumber** field shall be NULL and the **ringMap** field shall be absent.

The **ringId** field is used to populate the **ringId** attribute of the **sPRingManager**.

The **ringType** field is used to set the **sPRingApplication** attribute of the **sPRingManager**, and to control instantiation of the **spanSwitchPkg** and **enhancedSpanSwitchPkg** in the **msSPRProtectionGroup**, and the **fourFiberPU** package in the **msSPRProtectionUnit**. This field also provides the initial values for the span wait to restore attributes.

The **ripConfig** field, if present, indicates if RIP is supported. If the **ripChannelList** is present an instance of **ripTable** is also created under the **sPRingManager** and populated with the information from this field.";

11.4 msSPRProtectionStatusParameter

```
msSPRProtectionStatusParameter PARAMETER
CONTEXT EVENT-INFO;
WITH SYNTAX SDHMSSPRASN1.MSSPRProtectionStatusParameter;
BEHAVIOUR msSPRProtectionStatusParameterBeh;
REGISTERED AS {g774-10Parameter 4};
msSPRProtectionStatusParameterBeh BEHAVIOUR
DEFINED AS
```

"This parameter is included in the additional information field of the protection switch reporting notification. It includes a set of all changed protection status values and the associated protection units.

This notification is sent by the protection group according to the following rules. There are several cases:

The switch from protected to protecting or protecting to protected has been done without preempting an existing switch. In this case the old and new values of the Protection Status attribute of the protecting protection unit shall be reported in the notification by means of the **oldProtectionStatus** and **newProtectionStatus** parameters respectively.

A switch is performed by preempting an existing one. In this case the old and new values of the Protection Status attribute of the protecting protection unit shall be reported in the notification by means of the **oldProtectionStatus** and **newProtectionStatus** parameters respectively.

An auto-switch condition exists on a protection unit, but the auto-switch cannot be served due to the unavailability of the protection unit that otherwise protects it. In this case, the **oldProtectionStatus** and **newProtectionStatus** parameters refer to the protection status attribute value of the protection unit on which the auto-switch condition arises. The exception is when the protection unit is already forced or locked out, in which case no notification is sent.

A protected protection unit has been locked out or released from lockout without modifying any existing switch. In this case the **oldProtectionStatus** and **newProtectionStatus** parameters refer to the protection status attribute value of the protected protection unit which has been locked out.

A protecting protection unit has been locked out or released from lockout without modifying the existing switch. In this case the **oldProtectionStatus** and **newProtectionStatus** parameters refer to the protection status attribute value of the protecting protection unit which has been locked out.

A protecting protection unit has move to or from the full passthrough or K-byte passthrough state. In this case the **oldProtectionStatus** and **newProtectionStatus** parameters refer to the protection status attribute value of the protecting protection unit that has changed state.

The **protectionSwitchReportingR1** is not sent when the automatic switch condition is toggling between SD, SF and WTR condition. While in the lockout of forced switch state, no notification is sent except for ending of release failure.";

12 Vinculaciones de nombres

12.1 auSquelchTable-squelchTable

```
auSquelchTable-squelchTable NAME BINDING
SUBORDINATE OBJECT CLASS auSquelchTable AND SUBCLASSES;
NAMED BY SUPERIOR OBJECT CLASS squelchTable AND SUBCLASSES;
WITH ATTRIBUTE auNumber;
BEHAVIOUR auSquelchTable-squelchTableBeh;
REGISTERED AS {g774-10NameBinding 1};
auSquelchTable-squelchTableBeh BEHAVIOUR
DEFINED AS
```

"An instance of subordinate object class is automatically instantiated as a result of the initial provisioning of squelching information for an AU channel via the **updateSquelchTable** action. ";

12.2 nutTable-sPRingManager

```
nutTable-sPRingManager NAME BINDING
  SUBORDINATE OBJECT CLASS nutTable AND SUBCLASSES;
  NAMED BY SUPERIOR OBJECT CLASS sPRingManager AND SUBCLASSES;
  WITH ATTRIBUTE nutTableId;
  BEHAVIOUR nutTable-sPRingManagerBeh;
REGISTERED AS {g774-10NameBinding 2};
nutTable-sPRingManagerBeh BEHAVIOUR
DEFINED AS
```

"An instance of the subordinate object class is automatically instantiated when an MS SPR that supports NUT is established, or when the configuration of an existing MS SPR is modified to support NUT. The subordinate object class is deleted when the MS SPR is dismissed, or when the configuration is modified such that the MS SPR no longer supports NUT.";

12.3 ripTable-sPRingManager

```
ripTable-sPRingManager NAME BINDING
  SUBORDINATE OBJECT CLASS ripTable AND SUBCLASSES;
  NAMED BY SUPERIOR OBJECT CLASS sPRingManager AND SUBCLASSES;
  WITH ATTRIBUTE ripTableId;
  BEHAVIOUR ripTable-sPRingManagerBeh;
REGISTERED AS {g774-10NameBinding 3};
ripTable-sPRingManagerBeh BEHAVIOUR
DEFINED AS
```

"An instance of the subordinate object class is automatically instantiated when an MS SPR that supports RIP is established, or when the configuration of an existing MS SPR is modified to support RIP. The subordinate object class is deleted when the MS SPR is dismissed, or when the configuration is modified such that the MS SPR no longer supports RIP.";

12.4 sPRingManager-managedElement

```
sPRingManager-managedElement NAME BINDING
  SUBORDINATE OBJECT CLASS sPRingManager AND SUBCLASSES;
  NAMED BY SUPERIOR OBJECT CLASS
    "Recommendation M.3100":managedElement AND SUBCLASSES;
  WITH ATTRIBUTE sPRingManagerId;
  BEHAVIOUR sPRingManager-managedElementBeh;
REGISTERED AS {g774-10NameBinding 4};
sPRingManager-managedElementBeh BEHAVIOUR
DEFINED AS
```

"An instance of the subordinate object class is automatically instantiated when an SPR is set up (e.g., via actions of a **protectionCoordinator**). The instance is deleted when the SPR is removed.";

12.5 squelchTable-sPRingManager

```
squelchTable-sPRingManager NAME BINDING
SUBORDINATE OBJECT CLASS squelchTable AND SUBCLASSES;
NAMED BY SUPERIOR OBJECT CLASS
  sPRingManager AND SUBCLASSES;
WITH ATTRIBUTE squelchTableId;
BEHAVIOUR squelchTable-sPRingManagerBeh;
REGISTERED AS {g774-10NameBinding 5};
squelchTable-sPRingManagerBeh BEHAVIOUR
DEFINED AS
```

"Instances of the subordinate object class are automatically instantiated an MS-SPR protection scheme is set up, and deleted when the protection scheme is deleted.";

12.6 Reutilización de vinculaciones de nombre existentes

Este modelo, además de utilizar las vinculaciones de nombre definidas en esta Recomendación, reutiliza las siguientes vinculaciones de nombre tomadas de otras normas:

- UIT-T G.774.3: **protectionGroupR1-managedElement**
Esta vinculación de nombre se reutiliza para la denominación de ejemplares de la clase de objeto **msSPRProtectionGroup** a ejemplares de la clase de objeto **sdhNE**.
- UIT-T G.774.3: **protectionUnit-protectionGroupR1**
Esta vinculación de nombre se reutiliza para la denominación de ejemplares de la clase de objeto **msSPRProtectionUnit** a ejemplares de la clase de objeto **msSPRProtectionGroup**.
- UIT-T G.774.9: **protectionCoordinator-managedElement**
Esta vinculación de nombre se reutiliza para la denominación de ejemplares de la clase de objeto **sdhMSSPRProtectionCoordinator** a ejemplares de la clase de objeto.

13 Soporte de producciones ASN.1

```
SDHMSSPRASN1 {itu(0) recommendation(0) g(7) g774(774) hyphen(127) msspr(10)
informationModel(0) asn1Module(2) sdhmsspr (0) }
DEFINITIONS IMPLICIT TAGS ::=
BEGIN
-- EXPORTS everything --
IMPORTS
RelativeDistinguishedName, RDNSSequence
FROM InformationFramework {joint-iso-ccitt ds(5) modules(1)
informationFramework(1)}
ObjectInstance
FROM CMIP-1 { joint-iso-ccitt ms(9) cmip(1) modules(0) protocol(3) }
ManagementExtension, ProbableCause
FROM Attribute-ASN1Module { joint-iso-ccitt ms(9) smi(3) part2(2) asn1Module(2) 1
}
NameType, PointerOrNull
FROM ASN1DefinedTypesModule { itu(0) recommendation(0) m(13) gnm(3100)
informationModel(0) asn1Modules(2) asn1DefinedTypesModule(0) }
AutoSwitchReason, booleanTrueDefault, FromAndToProtectionUnit,
ProtectionGroupType, RequestSource, SDHMSResourcePointer, SwitchStatus
FROM SDHProtASN1 { itu(0) recommendation(0) g(7) g774(774) hyphen(127) prot(03)
informationModel(0) asn1Module(2) sdhmssp(0) };
sdhmsspr OBJECT IDENTIFIER ::= { itu(0) recommendation(0) g(7) g774(774)
hyphen(127) msspr(10) informationModel(0) }
g774-10ManagedObjectClass OBJECT IDENTIFIER ::= { sdhmsspr managedObjectClass(3) }
g774-10Attribute OBJECT IDENTIFIER ::= { sdhmsspr attribute(7) }
g774-10Action OBJECT IDENTIFIER ::= { sdhmsspr action(9) }
g774-10NameBinding OBJECT IDENTIFIER ::= { sdhmsspr nameBinding(6) }
g774-10Parameter OBJECT IDENTIFIER ::= { sdhmsspr parameter(5) }
g774-10Package OBJECT IDENTIFIER ::= { sdhmsspr package(4) }
g774-10StandardSpecificExtension OBJECT IDENTIFIER ::= { sdhmsspr
standardSpecificExtension(0)}
-- The following value assignments are for the Protection Criteria in the
context of SDH.
-- These values shall always be assigned by this Recommendation in the context
of SDH.
mssprProtectionCriteria OBJECT IDENTIFIER ::= {g774-10StandardSpecificExtension
0 }
mssprExcessiveErrorCriteria OBJECT IDENTIFIER ::= { mssprProtectionCriteria 1 }
msSPRProbableCause OBJECT IDENTIFIER ::= {g774-10StandardSpecificExtension 1}
msSPRDefaultKBytes ProbableCause ::= globalValue : { msSPRProbableCause 1}
msSPRInconsistentAPSCodes ProbableCause ::= globalValue : { msSPRProbableCause 2}
msSPRNodeIdMismatch ProbableCause ::= globalValue : { msSPRProbableCause 3}
msSPRImproperAPSCodes ProbableCause ::= globalValue : { msSPRProbableCause 4}
msSPRapsChannelProcessingFailure ProbableCause ::=
```

```

globalValue : { msSPRProbableCause 5}
--default/initial value definitions
MSSPRProtectionGroupType ::= ProtectionGroupType (colon)
--supporting productions
BooleanType ::= BOOLEAN
ChangeSPRConfigInfo ::= SET OF CHOICE {
    twoFiberToFourFiber      SEQUENCE {
        eastTPProtecting      ObjectInstance,
        westTPProtecting      ObjectInstance,
        spanSwitchOption      CHOICE {
            traditional        WaitToRestoreSpan,
            enhanced           EnhancedWaitToRestoreSpan }},
    fourFiberToTwoFiber      [0] NULL,
    nutConfig                 [1] NutConfig,
    ripConfig                 [2] RipConfig,
    extraTrafficConfig        [3] ExtraTrafficConfig
}

CurrentSquelchingList ::= SET OF SEQUENCE {
    squelchedTP              ObjectInstance,
    associatedXC              CHOICE {
        squelchedXC          RelativeDistinguishedName,
        hardwired            [0] NULL}}

DirectionTable ::= SEQUENCE OF SEQUENCE {
    westTP    RDNSequence,
    eastTP    RDNSequence }
EnhancedWaitToRestoreSpan ::= SEQUENCE {
    wtrSpanEast    INTEGER,
    wtrSpanWest    INTEGER }
ExtraTrafficConfig ::= ENUMERATED {
    noExtraTraffic    (0),
    extraTraffic      (1),
    extraTrafficWithRestoration (2) }
LinkInfo ::= SEQUENCE {
    localNEId    ObjectInstance,
    localPortId  PointerOrNull,
    remoteNEId   ObjectInstance,
    remotePortId PointerOrNull }
-- portId points to the service (preferred) msTTP; Null for Open Ring
Map ::= SEQUENCE OF SEQUENCE {
    nodeIdNumber    INTEGER(0 .. 15),
    linkInfo        LinkInfo OPTIONAL} -- needed for two-node closed
ring

MSSPRConfigurationError ::= ENUMERATED {
    extraTrafficNotSupported    (0),
    manualProvisioningNotSupported (1),
    nutNotSupported             (2),
    ringTypeNotSupported        (3),
    ripNotSupported             (4),
    duplicatedUnreliable        (5),
    ePdTPNotAvailable          (6), -- east protected TP
    ePgTPNotAvailable          (7), -- east protecting TP
    wPdTPNotAvailable          (8), -- west protected TP
    wPgTPNotAvailable          (9), -- west protecting TP
    invalidWTRTime             (10) }
MSSPRProtectionGroupConfigInfo ::= SEQUENCE {
    directionTableDirectionTable,
    extraTrafficConfig ExtraTrafficConfig OPTIONAL,
    nodeNumber          NodeOrNull,
    nutConfig           NutConfig OPTIONAL,
    ringId              RingId,
    ringMap             [0] Map OPTIONAL,
    ringType            [1] RingType,
    ripConfig           RipConfig OPTIONAL }

```

```

MSSPRProtectionStatus ::= SET OF CHOICE {
noRequest                [0] NULL,
manualSwitch             [1] SEQUENCE {
    requestSource        [0] RequestSource OPTIONAL,
    switchStatus         [1] SwitchStatus,
    relatedChannel       FromAndToProtectionUnit OPTIONAL,
    switchType           [2] RingOrSpan},
autoSwitch               [2] SEQUENCE {
    requestSource        [0] RequestSource OPTIONAL,
    switchStatus         [1] SwitchStatus,
    relatedChannel       FromAndToProtectionUnit OPTIONAL,
    autoSwitchReason     [2] AutoSwitchReason,
    switchType           [3] RingOrSpan },
forcedSwitch             [3] SEQUENCE {
    requestSource        [0] RequestSource OPTIONAL,
    switchStatus         [1] SwitchStatus,
    relatedChannel       FromAndToProtectionUnit OPTIONAL,
    switchType           [2] RingOrSpan},
lockout                  [4] SEQUENCE {
    requestSource        [0] RequestSource OPTIONAL,
    switchStatus         [1] SwitchStatus,
    switchType           [2] RingOrSpan},
releaseFailed            [6] NULL,
protectionFailCond      [7] ENUMERATED {
    inconsistentApsCode  (0),
    nodeIdMismatch      (1),
    improperApsCode      (2),
    defaultKBytes        (3),
    signalDegradeProtect (4),
    signalFailProtect    (5)},
passThrough              [8] ENUMERATED {
    full                 (0),
    kByte                (1)}}
MSSPRProtectionStatusParameter ::= SET OF SEQUENCE {
    protectionUnit      ObjectInstance,
    oldProtectionStatus MSSPRProtectionStatus,
    newProtectionStatus MSSPRProtectionStatus}
NodeNumber ::= INTEGER(0 .. 15)
NodeOrNull ::= CHOICE {
    nodeNumber    NodeNumber,
    null          NULL}
NutChannellist ::= SET OF SEQUENCE {
    channel          INTEGER,
    affectedTraffic  ENUMERATED {
        workingOnly      (0),
        workingAndProtecting (1) },
    ringSwitchUnavailable UnavailableSide,
    spanSwitchUnavailable UnavailableSide OPTIONAL }
NutConfig ::= CHOICE {
    nutOff          NULL,
    nutOn          NutChannellist }
RingId ::= PrintableString
RingOrSpan ::= ENUMERATED {
    ring (0),
    span (1)}
RingType ::= SEQUENCE {
    application    SPRingApplication,
    fibers         CHOICE {
        twoFiber      NULL,
        fourFiber     WaitToRestoreSpan,
        enhancedFourFiber EnhancedWaitToRestoreSpan }}
RipChannellist ::= SET OF SEQUENCE {
    channel          INTEGER,
    ripInformation  RipTableEntry}

```



```

RipConfig ::= CHOICE {
    ripOff      NULL,
    ripOn      RipChannellist }
RipInformation ::= SEQUENCE {
    primaryNode  NodeOrNull,           -- primary interconnection node
    terminatingNode  NodeOrNull }     -- node where the traffic is added/dropped
RipTableEntry ::= SEQUENCE {
    inEast      RipInformation,
    outEast     RipInformation,
    inWest      RipInformation,
    outWest     RipInformation }
SPRingApplication ::= ENUMERATED {
    classic(1),
    transoceanic(2) }
SquelchTableChannel ::= SEQUENCE {
    aNode        NodeOrNull,           -- entry node of circuit
    zNode        NodeOrNull,           -- exit node of circuit
    loAccess     BOOLEAN,              -- TRUE implies low order access is present
    concatenated CHOICE {
        firstChannel    INTEGER,        -- number of concatenated channels
        subsequentChannels  NULL } OPTIONAL}
SquelchTableEntry ::= SEQUENCE {
    inEast        SquelchTableChannel,
    outEast       SquelchTableChannel,
    inWest        SquelchTableChannel,
    outWest       SquelchTableChannel,
    additionalInfo  SET OF ManagementExtension OPTIONAL }
True ::= BOOLEAN(TRUE)
UnavailableSide ::= SEQUENCE {
    switchUnavailableEast  BOOLEAN,
    switchUnavailableWest  BOOLEAN }
UpdaterIPFailed ::= CHOICE {
    unknown                [0] NULL,
    nodeNotInRing          [1] INTEGER(0..15),
    channelNotAvailableForRIP [2] NULL }
UpdaterIPTableInfo ::= SEQUENCE OF SEQUENCE {
    auChannelNumber  INTEGER,
    ripTableEntry    RipTableEntry }
UpdaterIPTableReply ::= SEQUENCE OF CHOICE {
    failed           UpdaterIPFailed,
    success          SEQUENCE {
        oldRipTable    RipTableEntry,
        newRipTable    RipTableEntry } }
-- the ith entry in the reply corresponds to the ith entry in the information
syntax
UpdateSquelchFailed ::= CHOICE {
    unknown                [0] NULL,
    nodeNotInRing          [1] INTEGER(0..15),
    concatenatedChannel    [2] INTEGER,
    loAccessNotSupported   [3] NULL }
UpdateSquelchTableInfo ::= SEQUENCE OF SEQUENCE {
    auChannelNumber  INTEGER,
    squelchTableEntry  SquelchTableEntry }
UpdateSquelchTableReply ::= SEQUENCE OF CHOICE {
    failed           UpdateSquelchFailed,
    success          SEQUENCE {
        oldSquelchTableEntry  SquelchTableEntry,
        newSquelchTableEntry  SquelchTableEntry } }
-- the ith entry in the reply corresponds to the ith entry in the information
syntax
WaitToRestoreSpan ::= INTEGER
END

```

APÉNDICE I

Diagramas de herencia y contención

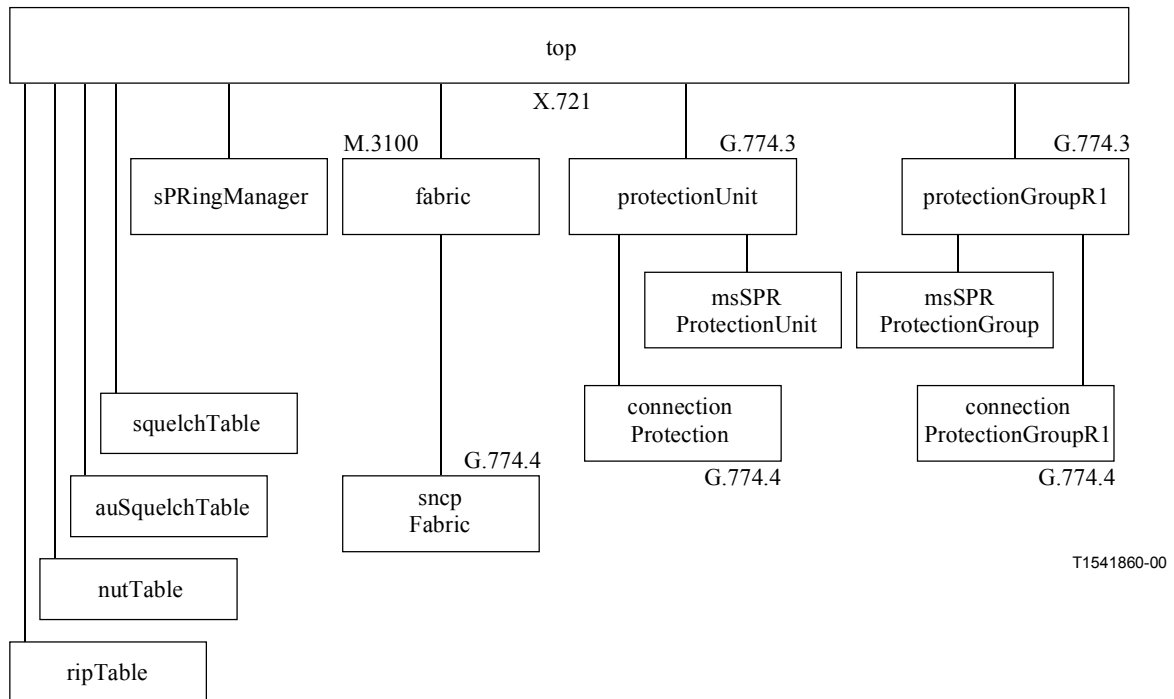


Figura I.1/G.774.10 – Árbol de herencia de un anillo de protección compartida MS

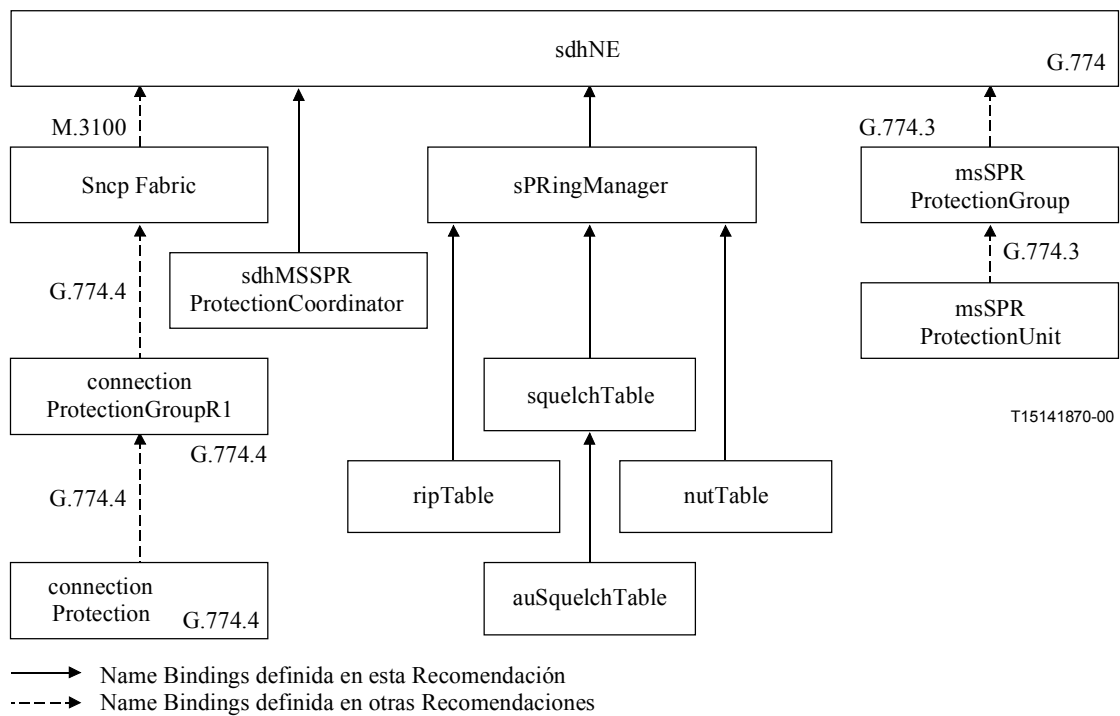


Figura I.2/G.774.10 – Árbol de contención de un anillo de protección compartida MS

APÉNDICE II

Ilustración de la configuración MS SPR

En este apéndice se ilustra el modelo de información MS SPR.

En un elemento de información (NE) MS SPR habrá un ejemplar del objeto **sdhMSSPRProtectionCoordinator**. En la arquitectura MS SPR es posible que un NE participe en múltiples anillos de protección. Para cada anillo MS SPR hay un ejemplar de cada una de las siguientes clases de objeto: **sPRingManager**, **msSPRProtectionGroup**, **squelchTable**, **nutTable**, y **ripTable**. La asociación entre los objetos **sPRingManager** y **msSPRProtectionGroup** se indica por un atributo de puntero "**protectionGroupPointer**" del objeto **sPRingManager**. Los objetos **squelchTable**, **nutTable**, y **ripTable** están contenidos en **sPRingManager**.

Un ejemplar individual del objeto **msSPRProtectionGroup** (PG) contiene cuatro ejemplares del objeto **msSPRProtectionUnit** (PU), tanto en nodos a dos fibras como en nodos a cuatro fibras. Hay dos unidades de protección (PU) protegidas y dos PU protectoras. Estas unidades de protección están representadas en las figuras II.1 y II.2. La funcionalidad de esta clase de objeto es similar a la de la protección SDH MS (UIT-T G.774.3). En el caso de los nodos a dos fibras, sólo está disponible la conmutación de anillo. Por tanto, una PU protegida se asocia con una PU protectora en el lado opuesto del nodo del anillo (indicado por el atributo **ringPU** de las PU). En caso de los nodos a cuatro fibras, las PU también tienen un atributo **spanPU** que apunta a una PU en el mismo lado del nodo anillo para la conmutación de intervalo que está disponible con MS SPR a cuatro hilos.

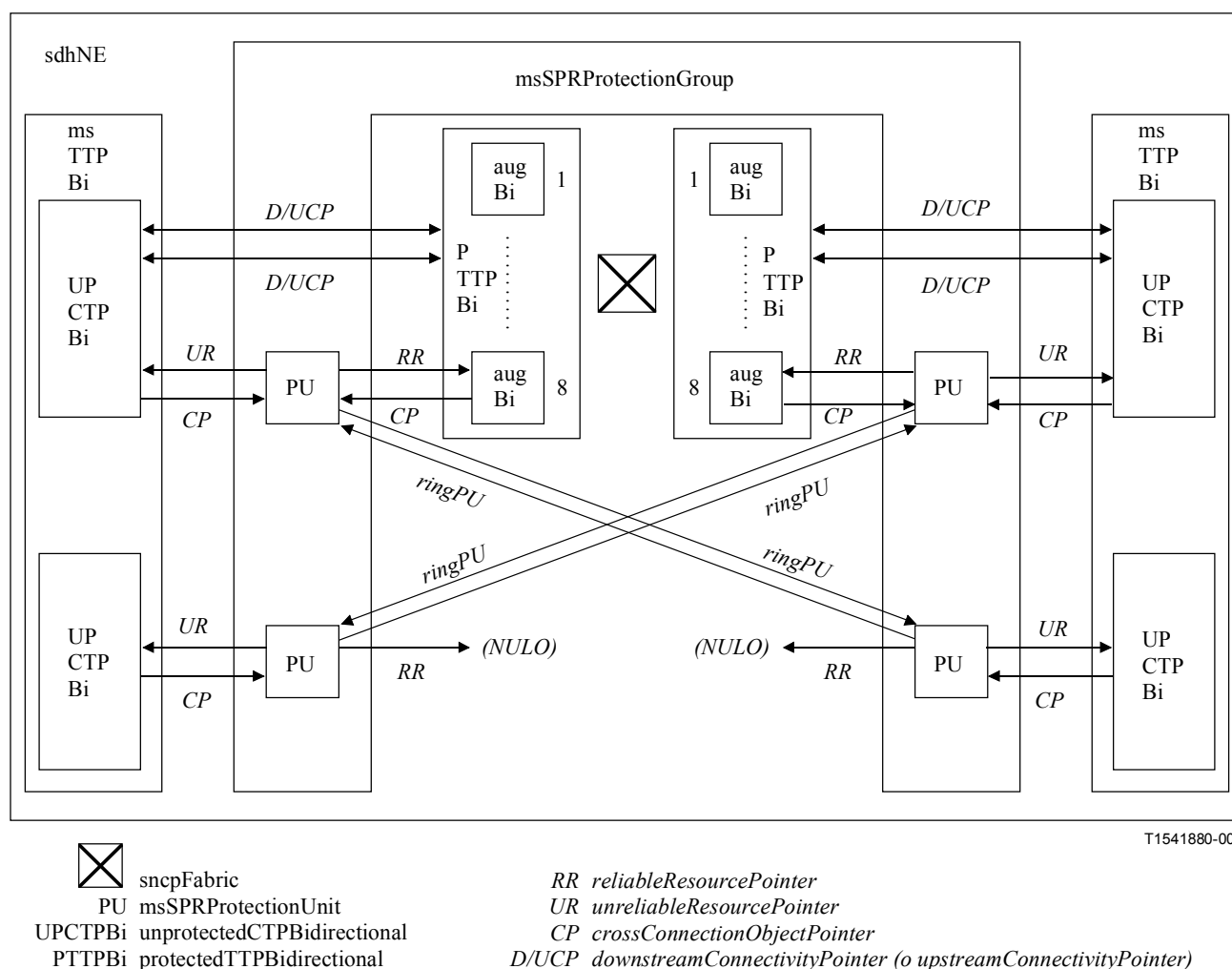
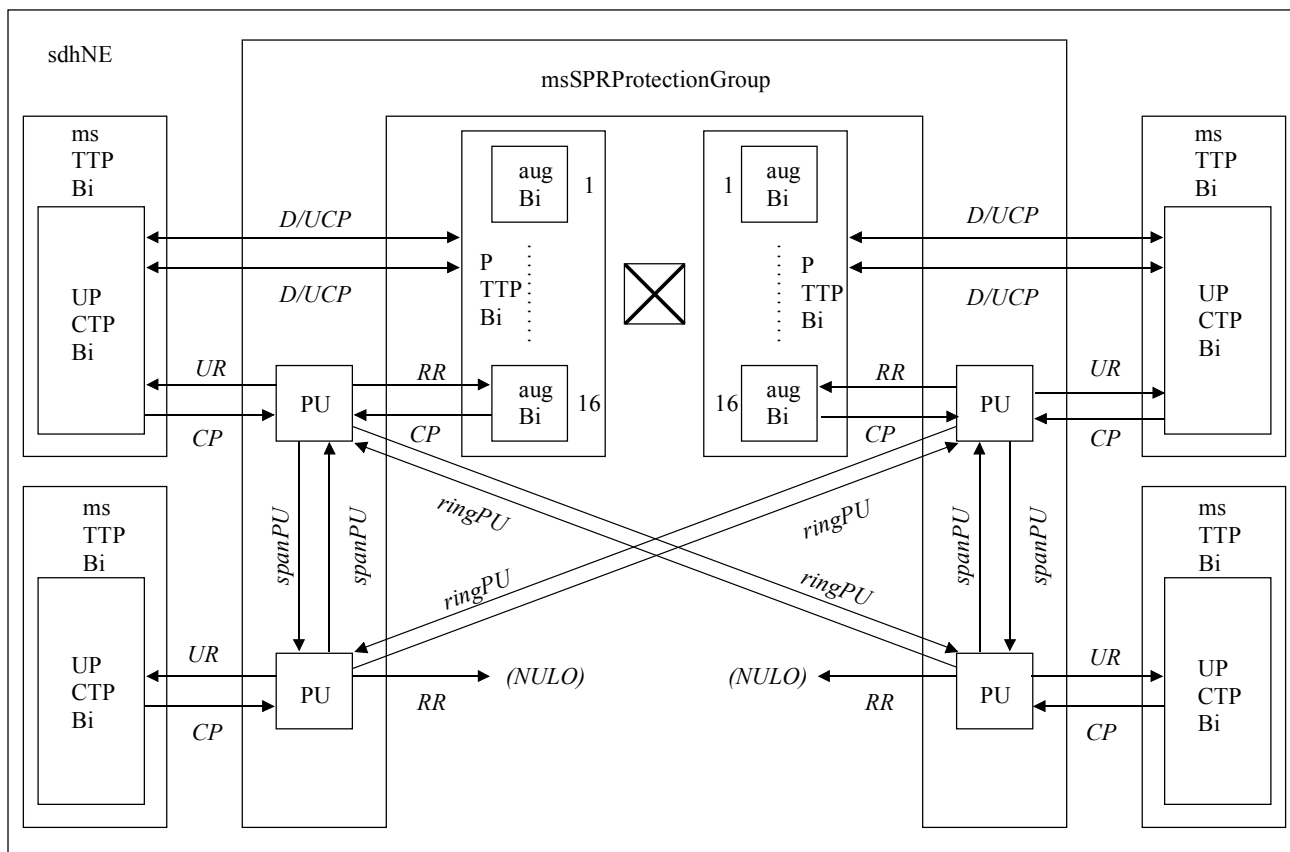


Figura II.1/G.774.10 – Nodo de un anillo MS SPR a dos fibras

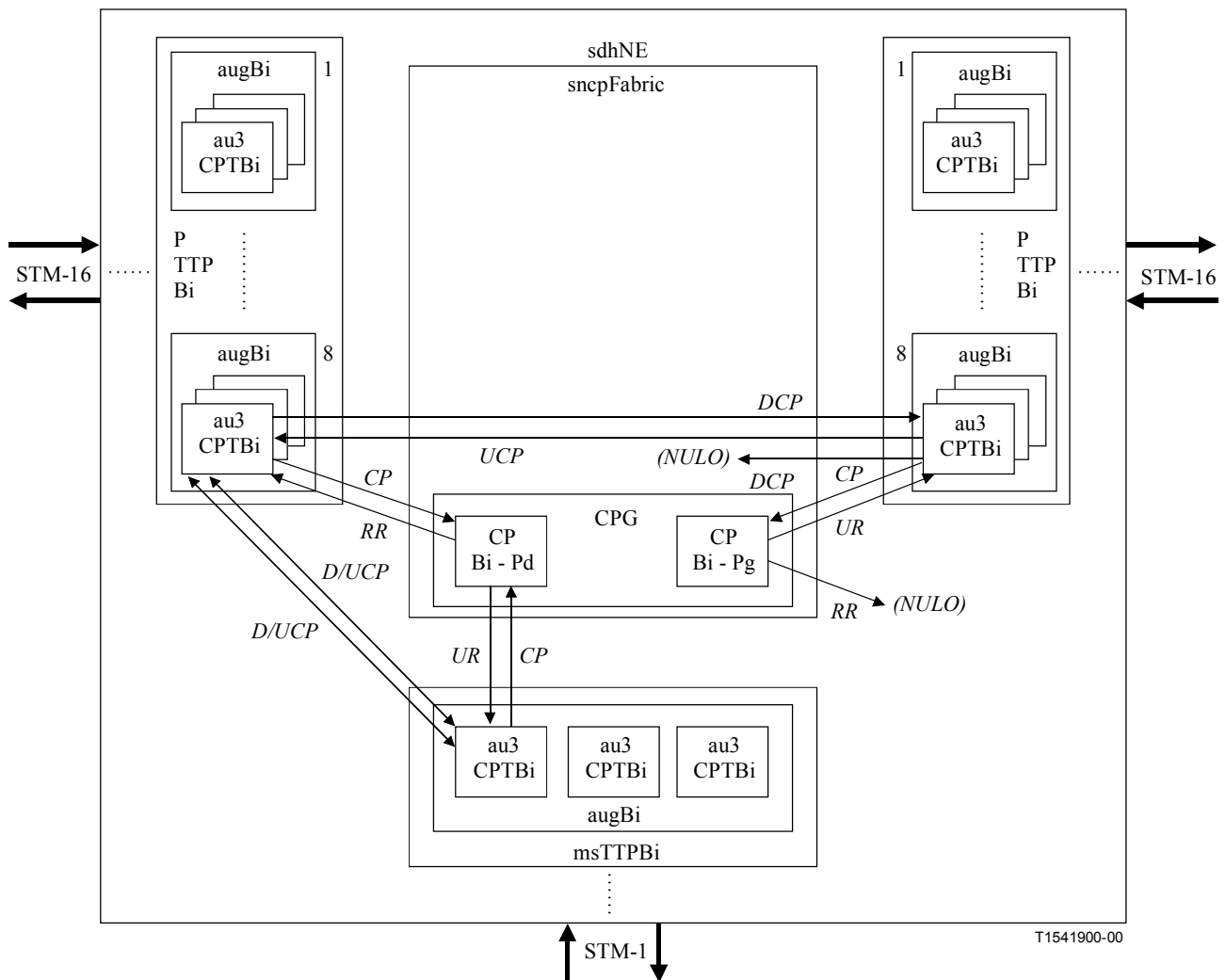


T1541890-00

- | | | | |
|---------|-----------------------------|--------------|--|
| | snpcFabric | <i>RR</i> | <i>reliableResourcePointer</i> |
| PU | msSPRProtectionUnit | <i>UR</i> | <i>unreliableResourcePointer</i> |
| UPCTPBi | unprotectedCTPBidirectional | <i>CP</i> | <i>crossConnectionObjectPointer</i> |
| PTTPBi | protectedTTPBidirectional | <i>D/UCP</i> | <i>downstreamConnectivityPointer (o upstreamConnectivityPointer)</i> |

Figura II.2/G.774.10 – Nodo de un anillo MS SPR a cuatro fibras

En la arquitectura de anillos interconectados, el mecanismo básico de protección MS SPR continúa existiendo en el nodo MS SPR. El modelo de protección de conexión G.774.4 se reutiliza para la función selector de servicio para cada canal que está interconectado con otro anillo, esto es, mediante los objetos **snpcFabric**, **connectionProtectionGroupR1** y **connectionProtection**. Se creará un ejemplar del objeto **connectionProtectionGroupR1** (UIT-T G.774.4, versión 2001) por medio de una acción **protectedConnect** o **protectUnprotect** sobre el objeto **snpcFabric**. El objeto **connectionProtectionGroupR1** (CPG) contendrá dos ejemplares del objeto **connectionProtection** (de UIT-T G.774.4) para modelar una conexión protegida a través del nodo primario de interconexión MS SPR. Esto se representa en la figura II.3 para una conexión au3.



T1541900-00

CPG connectionProtectionGroupR1
 CP Bi-Pd connectionProtection (protected)
 CP Bi-Pg connectionProtection (protecting)
 RR reliableResourcePointer
 UR unreliableResourcePointer
 CP crossConnectionObjectPointer
 D/UCP downstreamConnectivityPointer (o upstreamConnectivityPointer)

Figura II.3/G.774.10 – Selector de servicio AU3 en un nodo primario MS SPR a dos fibras

Las clases de objeto **squelchTable**, **auSquelchTable**, y **sPRingManager** representan la información de configuración de anillo que un nodo MS SPR debe mantener para comunicar con otros nodos de anillo en el canal de señalización APS y para efectuar debidamente conmutaciones de protección de anillo (y de intervalo) y silenciamiento. El objeto **sPRingManager** describe la identidad y el orden relativo de los nodos, y la direccionalidad de los TTP alrededor del anillo, que deben ser comunes a todos los anillos. Los objetos **squelchTable** y **auSquelchTable** proporcionan información relacionada con el silenciamiento para cada canal de anillo (AU) procesado por el nodo de anillo. Cada ejemplar del objeto **auSquelchTable** incluye la siguiente información para un determinado canal de anillo:

- identificadores del nodo de entrada y del nodo de salida para el canal;
- una indicación, en su caso, de que el canal forma parte de un canal de anillo concatenado;
- una indicación, en su caso, de que se proporciona acceso a VC de orden inferior por ese canal en el anillo.

Esta información está disponible para cada sentido de transmisión de cada canal en los lados este y oeste del nodo, por lo que puede reflejar diversas configuraciones de conexión, tales como:

- un paso a través bidireccional;
- un paso a través unidireccional de este a oeste, una adición unidireccional al este y una separación unidireccional del oeste;
- una adición/separación bidireccional en el lado este y una adición/separación bidireccional en el lado oeste;
- dos pasos a través unidireccionales con **aNode** y **zNode** diferentes.

La acción **updateSquelchTable** del objeto **squelchTable** se utiliza para actualizar el contenido de la información de silenciamiento de un nodo.

Si hay varios enlaces entre dos nodos (por ejemplo, en el caso de un anillo cerrado formado por dos nodos), para descubrir o proporcionar inequívocamente la topología del anillo es necesario dar la información de terminación del enlace (es decir, el identificador de puerto) en el mapa del anillo. La sintaxis del atributo **ringMap** proporciona un campo facultativo para esa indicación.

Por definición, la clase de objeto **nutTable** soporta el aprovisionamiento de canal no preapropiable. Como se define en UIT-T G.841, por tráfico no protegido no preapropiable (NUT) ha de entenderse tráfico no protegido que es transportado por canales con el dispositivo de conmutación de protección automática inhabilitado para ciertos canales VC de alto orden (HO, *high order*) (es decir, canales de trabajo y sus correspondientes canales de protección). Para el soporte del aprovisionamiento de canales no preapropiables es necesario que haya una tabla NUT en cada nodo del MS SPR.

Por definición, la clase de objeto **ripTable** soporta el interfuncionamiento de anillo en protección. Como se define en UIT-T G.842, la interconexión de anillos en protección (RIP, *ring interworking on protection*) es un mecanismo que ayuda a resolver el problema del agotamiento de la anchura de banda en los nodos de interconexión primario y secundario en un esquema de interconexión con doble punto de partida mediante el empleo de una anchura de banda de protección para el circuito secundario. Para el soporte del interfuncionamiento de anillos en protección es necesario haya una tabla RIP en cada nodo de interconexión secundario del MS SPR.

SERIES DE RECOMENDACIONES DEL UIT-T

Serie A	Organización del trabajo del UIT-T
Serie B	Medios de expresión: definiciones, símbolos, clasificación
Serie C	Estadísticas generales de telecomunicaciones
Serie D	Principios generales de tarificación
Serie E	Explotación general de la red, servicio telefónico, explotación del servicio y factores humanos
Serie F	Servicios de telecomunicación no telefónicos
Serie G	Sistemas y medios de transmisión, sistemas y redes digitales
Serie H	Sistemas audiovisuales y multimedios
Serie I	Red digital de servicios integrados
Serie J	Redes de cable y transmisión de programas radiofónicos y televisivos, y de otras señales multimedios
Serie K	Protección contra las interferencias
Serie L	Construcción, instalación y protección de los cables y otros elementos de planta exterior
Serie M	RGT y mantenimiento de redes: sistemas de transmisión, circuitos telefónicos, telegrafía, facsímil y circuitos arrendados internacionales
Serie N	Mantenimiento: circuitos internacionales para transmisiones radiofónicas y de televisión
Serie O	Especificaciones de los aparatos de medida
Serie P	Calidad de transmisión telefónica, instalaciones telefónicas y redes locales
Serie Q	Conmutación y señalización
Serie R	Transmisión telegráfica
Serie S	Equipos terminales para servicios de telegrafía
Serie T	Terminales para servicios de telemática
Serie U	Conmutación telegráfica
Serie V	Comunicación de datos por la red telefónica
Serie X	Redes de datos y comunicación entre sistemas abiertos
Serie Y	Infraestructura mundial de la información y aspectos del protocolo Internet
Serie Z	Lenguajes y aspectos generales de soporte lógico para sistemas de telecomunicación