INTERNATIONAL TELECOMMUNICATION UNION

# ITU-T

# X.163

TELECOMMUNICATION
STANDARDIZATION SECTOR
OF ITU

(04/95)

## DATA NETWORKS AND OPEN SYSTEM COMMUNICATIONS

## PUBLIC DATA NETWORKS – MAINTENANCE

---

# DEFINITION OF MANAGEMENT INFORMATION FOR CUSTOMER NETWORK MANAGEMENT SERVICE FOR PUBLIC DATA NETWORKS TO BE USED WITH THE CNMe INTERFACE

**ITU-T Recommendation X.163**

(Previously "CCITT Recommendation")

---

## FOREWORD

The ITU-T (Telecommunication Standardization Sector) is a permanent organ of the International Telecommunication Union (ITU). The ITU-T is responsible for studying technical, operating and tariff questions and issuing Recommendations on them with a view to standardizing telecommunications on a worldwide basis.

The World Telecommunication Standardization Conference (WTSC), which meets every four years, establishes the topics for study by the ITU-T Study Groups which, in their turn, produce Recommendations on these topics.

The approval of Recommendations by the Members of the ITU-T is covered by the procedure laid down in WTSC Resolution No. 1 (Helsinki, March 1-12, 1993).

ITU-T Recommendation X.163 was prepared by ITU-T Study Group 7 (1993-1996) and was approved under the WTSC Resolution No. 1 procedure on the 10th of April 1995.

---

NOTE

In this Recommendation, the expression “Administration” is used for conciseness to indicate both a telecommunication administration and a recognized operating agency.

ITU-T X-SERIES RECOMMENDATIONS

**DATA NETWORKS AND OPEN SYSTEM COMMUNICATIONS**

(February 1994)

**ORGANIZATION OF X-SERIES RECOMMENDATIONS**

| Subject area | Recommendation Series |
|---|---|
| PUBLIC DATA NETWORKS | |
| Services and Facilities | X.1-X.19 |
| Interfaces | X.20-X.49 |
| Transmission, Signalling and Switching | X.50-X.89 |
| Network Aspects | X.90-X.149 |
| Maintenance | X.150-X.179 |
| Administrative Arrangements | X.180-X.199 |
| OPEN SYSTEMS INTERCONNECTION | |
| Model and Notation | X.200-X.209 |
| Service Definitions | X.210-X.219 |
| Connection-mode Protocol Specifications | X.220-X.229 |
| Connectionless-mode Protocol Specifications | X.230-X.239 |
| PICS Proformas | X.240-X.259 |
| Protocol Identification | X.260-X.269 |
| Security Protocols | X.270-X.279 |
| Layer Managed Objects | X.280-X.289 |
| Conformance Testing | X.290-X.299 |
| INTERWORKING BETWEEN NETWORKS | |
| General | X.300-X.349 |
| Mobile Data Transmission Systems | X.350-X.369 |
| Management | X.370-X.399 |
| MESSAGE HANDLING SYSTEMS | X.400-X.499 |
| DIRECTORY | X.500-X.599 |
| OSI NETWORKING AND SYSTEM ASPECTS | |
| Networking | X.600-X.649 |
| Naming, Addressing and Registration | X.650-X.679 |
| Abstract Syntax Notation One (ASN.1) | X.680-X.699 |
| OSI MANAGEMENT | X.700-X.799 |
| SECURITY | X.800-X.849 |
| OSI APPLICATIONS | |
| Commitment, Concurrency and Recovery | X.850-X.859 |
| Transaction Processing | X.860-X.879 |
| Remote Operations | X.880-X.899 |
| OPEN DISTRIBUTED PROCESSING | X.900-X.999 |

# CONTENTS

*Page*

# SUMMARY

This Recommendation defines the management information which may be provided to a customer and collectively described as Customer Network Management (CNM) via the CNMe (EDI/MHS) interface. CNM is a service which provides customers with the ability to access (and in some cases modify) management information relating to the services provided to them by the network.

This Recommendation is, in particular, concerned with the definition of information for CNM such as EDI message format.

# DEFINITION OF MANAGEMENT INFORMATION FOR CUSTOMER NETWORK MANAGEMENT SERVICE FOR PUBLIC DATA NETWORKS TO BE USED WITH THE CNMe INTERFACE

*(Geneva, 1995)*

## 1 Scope

This Recommendation defines the management information for CNM as EDI forms for the CNM services specified in Recommendation X.161 (this is defined in Recommendation X.160 as the CNMe interface). It corresponds to Recommendation X.162, which specifies the format for management information to be used with the OSI Management realisation of CNM (the CNMc interface). Where possible, reference is made to other Recommendations which define management information. The relationship of this Recommendation to other Recommendations for CNM is presented in the Recommendation X.160.

A CNM service may require a contractual interaction between the customer and the service provider. As EDI is widely used in some countries as a legally recognised means of supporting contractual interaction between various organisations, this Recommendation specifies the use of EDI for CNM services.

This Recommendation is applicable to provision of the CNM Service in the Public Data Network (PDN) environment. In future, this may extend to other network technologies. The specification contained in this Recommendation is written such that it may be developed to be generic to all network technologies where the requirement for CNM is identified.

NOTE – Currently, this Recommendation only considers the definition of management information for X.25 packet-mode access to PSPDN's.

It is recognised that other types of access to PSPDN's exist; PAD's, X.32 (dial-up X.25), and other networks, i.e. ISDN, and CSPDN. The definition of Management information specifically related to each of these is for further study. Some subclauses within the current version of this Recommendation are, however, generic to all access types and networks.

## 2 References

The following Recommendations, and other references contain provisions which, through reference in this text, constitute provisions of this Recommendation. At the time of publication, the editions indicated were valid. All ITU-T Recommendations and other references are subject to revision; all users of this Recommendation are therefore encouraged to investigate the possibility of applying the most recent edition of the Recommendations and other references listed below. A list of currently valid ITU-T Recommendations is regularly published.

### 2.1 Identical ITU-T Recommendations | International Standards

– CCITT Recommendation X.701 (1992) | ISO/IEC 10040:1992, *Information technology – Open Systems Interconnection – System management overview*.

### 2.2 Paired ITU-T Recommendations | International Standards equivalent in technical content

– CCITT Recommendation X.411 (1992), *Message handling systems – Message transfer systems: Abstract service definition and procedures.*

ISO/ICE 10021-4:1990, *Information technology – Text Communication – Message-Oriented Text Interchange Systems (MOTIS) – Part 4: Message Transfer System: Abstract Service Definition and Procedures.*

## 2.3 Additional References

- CCITT Recommendation M.3010 (1992), *Principles for a telecommunications management network*.
- CCITT Recommendation M.3020 (1992), *TMN interface specification methodology*.
- CCITT Recommendation F.400/X.400 (1992), *Message handling services: message handling system and service overview*.
- ISO 9735:1988, *Electronic Data Interchange for Administration, Commerce and Transport (EDIFACT) – Application level syntax rules*.
- ITU-T Recommendation X.160 (1994), *Architecture for customer network management service for public data networks*.
- ITU-T Recommendation X.161 (1995), *Definition of customer network management services for public data networks*.

# 3 Definitions

This Recommendation makes use of the following terms defined in Recommendation X.160:

- CNMc;
- CNMe;
- Customer's Management System; and
- Service Provider's CNM System.

# 4 Abbreviations

For the purposes of this Recommendation, the following abbreviations apply:

| | |
|---|---|
| CMIP | Common Management Information Protocol |
| CNM | Customer Network Management |
| CNMc | Customer Network Management using CMIP |
| CNMe | Customer Network Management using EDI/MHS |
| CSPDN | Circuit Switched Public Data Network |
| CUG | Closed User Group |
| DCE | Data Circuit Equipment |
| DNIC | Data Network Identification Code |
| DTE | Data Terminating Equipment |
| EDI | Electronic Data Interchange |
| EFD | Event Forwarding Discriminator |
| HG | Hunt Group |
| ISDN | Integrated Services Digital Network |
| MHS | Message Handling System |
| NUI | Network-User Interface |
| OSI | Open Systems Interconnection |
| PAD | Packet Assembler/Disassembler |
| PDN | Public Data Network |
| PSPDN | Packet Switched Public Data Network |
| RDN | Relative Distinguished Name |
| ROA | Recognised Operating Agency |

| | |
|---|---|
| UN | United Nations |
| UN/ECE | United Nations Economic Commission for Europe |
| UNSM | United Nations Standard Message |

# 5 Conventions

The following conventions apply to the tables contained in this Recommendation:

| | |
|---|---|
| M | Mandatory |
| O | Optional |
| – | Not defined |
| N/A | Not applicable |
| FS | Further study |

The following conventions apply to the tables for the EDI forms contained in this Recommendation:

| | |
|---|---|
| M | Mandatory |
| C | Customer |
| – | Not defined |
| N/A | Not applicable |
| FS | Further study |

The tables for the EDI forms contained in this Recommendation follow the conventions for EDIFACT as defined in ISO 9735.

The entity-relationship figures contained in this Recommendation use the following conventions:

- A rectangle denotes objects or entities.
- A diamond denotes a relationship between two or more objects.
- Arrows indicate the objects that are linked by a relationship and the direction of the relationship. The numbers associated with the arrow lines indicate the cardinality, that is the number of instances of that relationship permitted. An arbitrary non-negative integer number is denoted by “n”.

  For example:

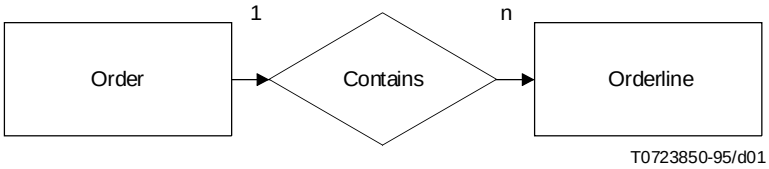


indicates that an order (entity “order”) contains one or more order lines. It also indicates that an order line is associated with one, and only one, order.

# 6 Overview of Management Information for the CNMe realisation

This Recommendation defines a realisation of the CNM Service specified in Recommendation X.163 using sequences of generic management information structured as EDI messages. This Recommendation references other CNM Architecture and Service related Recommendations, i.e. X.160 and X.161. For providing the services, the generic definition in this Recommendation is to be used, and may be extended or refined by adding specific properties in some cases, e.g. for extended services.

## 6.1 Management information representation for the CNMe realisation

In the CNMe context, the management information modelling the service or the resource is exchanged via CNMe messages. UN/EDIFACT provides a range of standard messages. Profiles of UN/EDIFACT messages to support the exchange of CNM information are specified in the clause 9.

The management information is exchanged via EDI messages (CNM message) over MHS. For the time being only the CNMe messages for the CNM Service Request are defined.

As an example, a CNMe message may be sent by the customer to request a new X.25 access line (see CNM service request description), to modify subscription parameters (see service reconfiguration description), or to request configuration information (see configuration inquiry service). A CNMe message may be returned by the CNM service provider (e.g. in order to inform the availability of a requested X.25 access).

## 6.2 Information model overview

This subclause describes general information model used in the CNMe framework. It is important to notice that this model is compatible with the CNMc Information model specified in Recommendation X.162. The description uses an Entity relationship formalism, as also used in Recommendation M.3010 (see also clause 5 – Conventions).

For the purpose of simplification, Figure 1 only takes into account the X25TerminationPoint resource (for X.25 access representation).

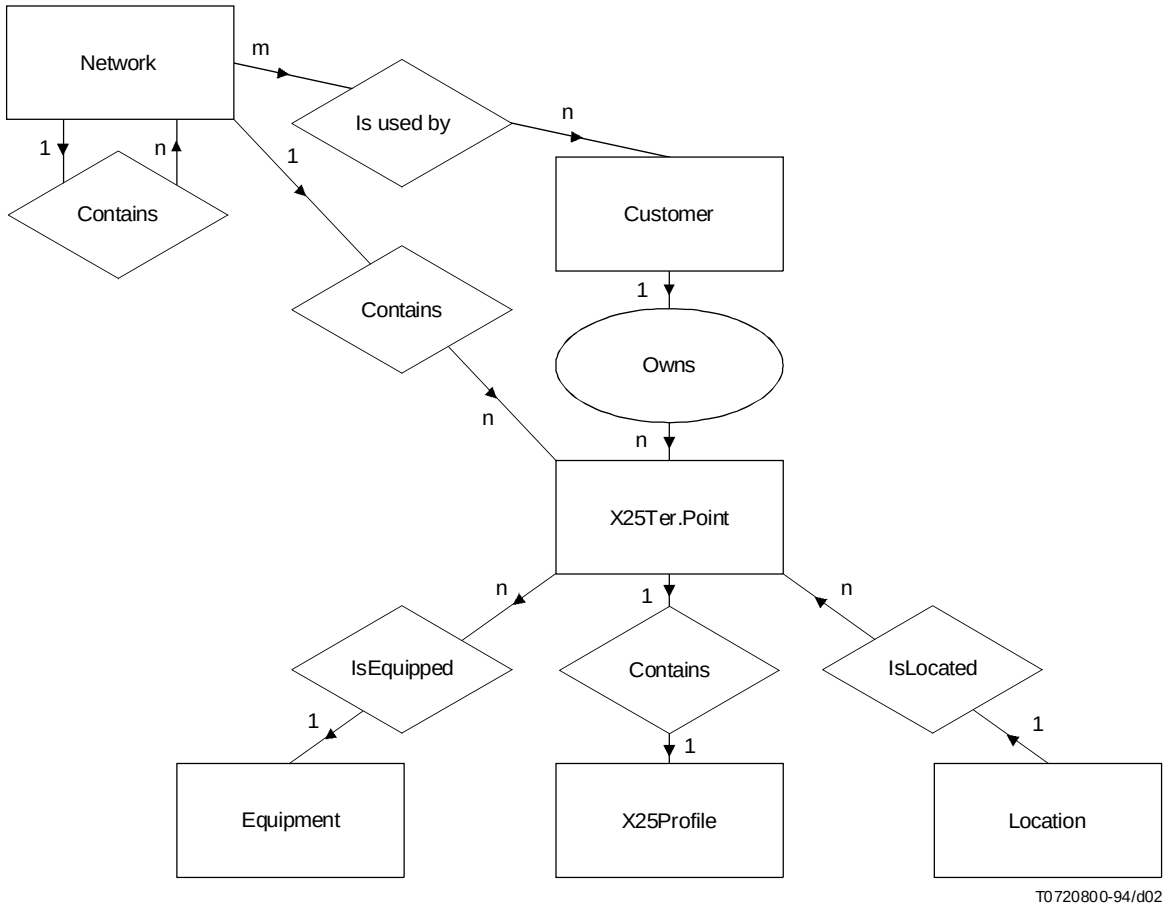


FIGURE 1/X.163

**Entity-relationship model applicable to X.25 access**

## 6.3 Information model for the CNMe realisation

The following subclauses describe the CNM Management information model to be used to provide CNM services across the CNMe interface.

### 6.3.1 Information model for Fault Management

This CNM Information model is for further study.

### 6.3.2 Information model for Configuration Management

#### 6.3.2.1 Information model for CNM service request

The aim of the information models described below is to describe the information base that should manage both customer's and provider's systems. The encircled parts of the schemes describe the information that must be included in the ORDERS (or ORDRSP) EDIFACT messages.

The information model for CNM request service is based on two new objects:

**CONTRACT**: Every subscription, reconfiguration, cancellation is base on this object which describes the contractual aspect of the action.

**SERVICE ORDER**: The ServiceOrder object materialises the action of ordering a service in the information model. It is managed both by the provider's management system and the customer management system.

The general information model for CNM Service Request is summarised in Figure 2.

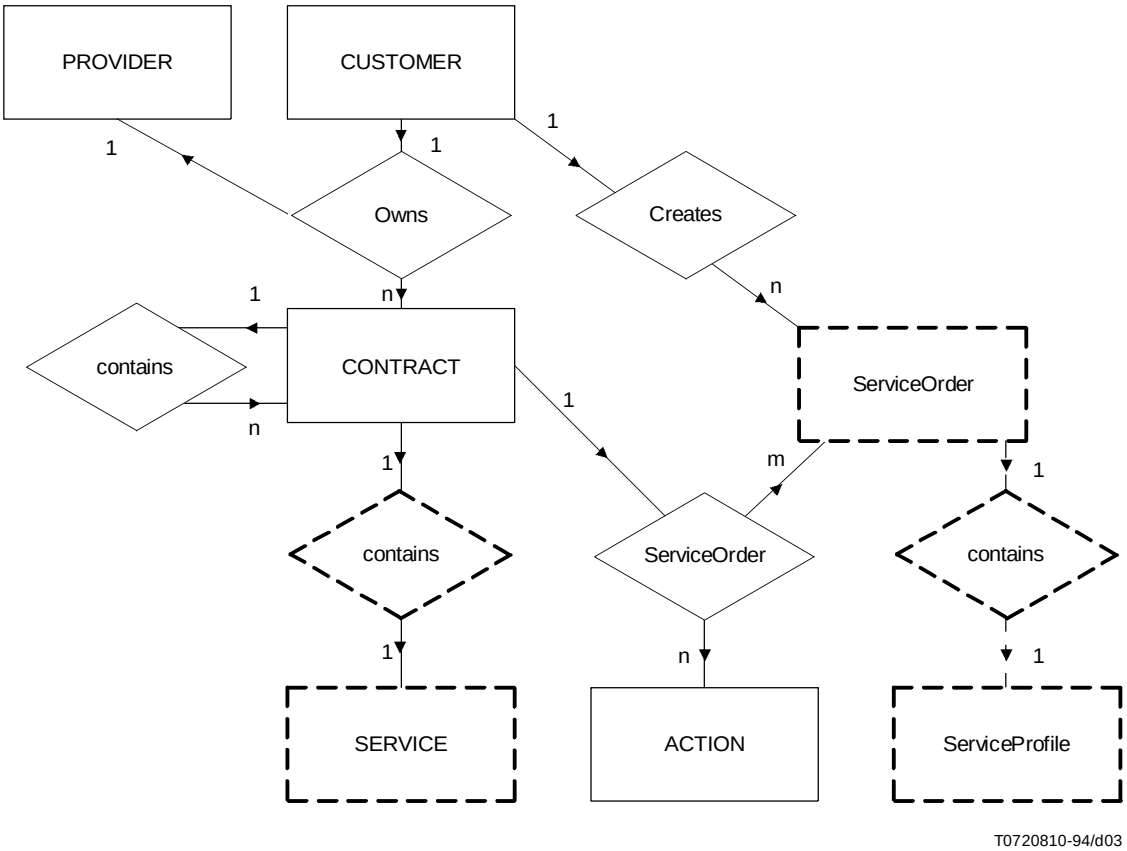


FIGURE 2/X.163

**General Entity-relationship model for CNM Request service**

The information to be included in the profile of the ORDERS EDIFACT message is shown in dotted outline.

The **CONTRACT** Object identifies one contract between the customer and the provider. It may be hierarchically organised. This link is represented by the contains relationship.

The **PROVIDER** object identifies the service provider to which the order is sent.

An **ACTION** may be a creation (i.e. the subscription of a new service), a modification (i.e. the reconfiguration of a service), a deletion (i.e. the cancellation of a service).

The **ServiceOrder** Object is a generic object which contains the general parameters of service order. These parameters are used to create or modify the associated SERVICE objects or its related objects (depending on the type of service).

The **ServiceProfile** Object is a generic object from which specific object should be derived to specify the information related to a specific service, such as a X25 access or a X25 PVC.

The SERVICE object is a generic object representing a service which has been previously subscribed and which administrative state is operational. All the real SERVICE objects are derived from this generic object.

The SERVICE object and the related object are created (modified or deleted) if and only if the parameters of the related Service Order are accepted by both parties.

#### 6.3.2.2 Information model for CNM ordering service

In the following subclauses, only the SERVICE and ServiceOrder objects for the different services are described.

##### 6.3.2.2.1 X.25 access subscription

For a X25 access, the object derived from the SERVICE object is the X25TerminationPoint, as specified in the CNMc framework.

Figure 3 describes the X25Order and the related objects, derived from the ServiceOrder object.

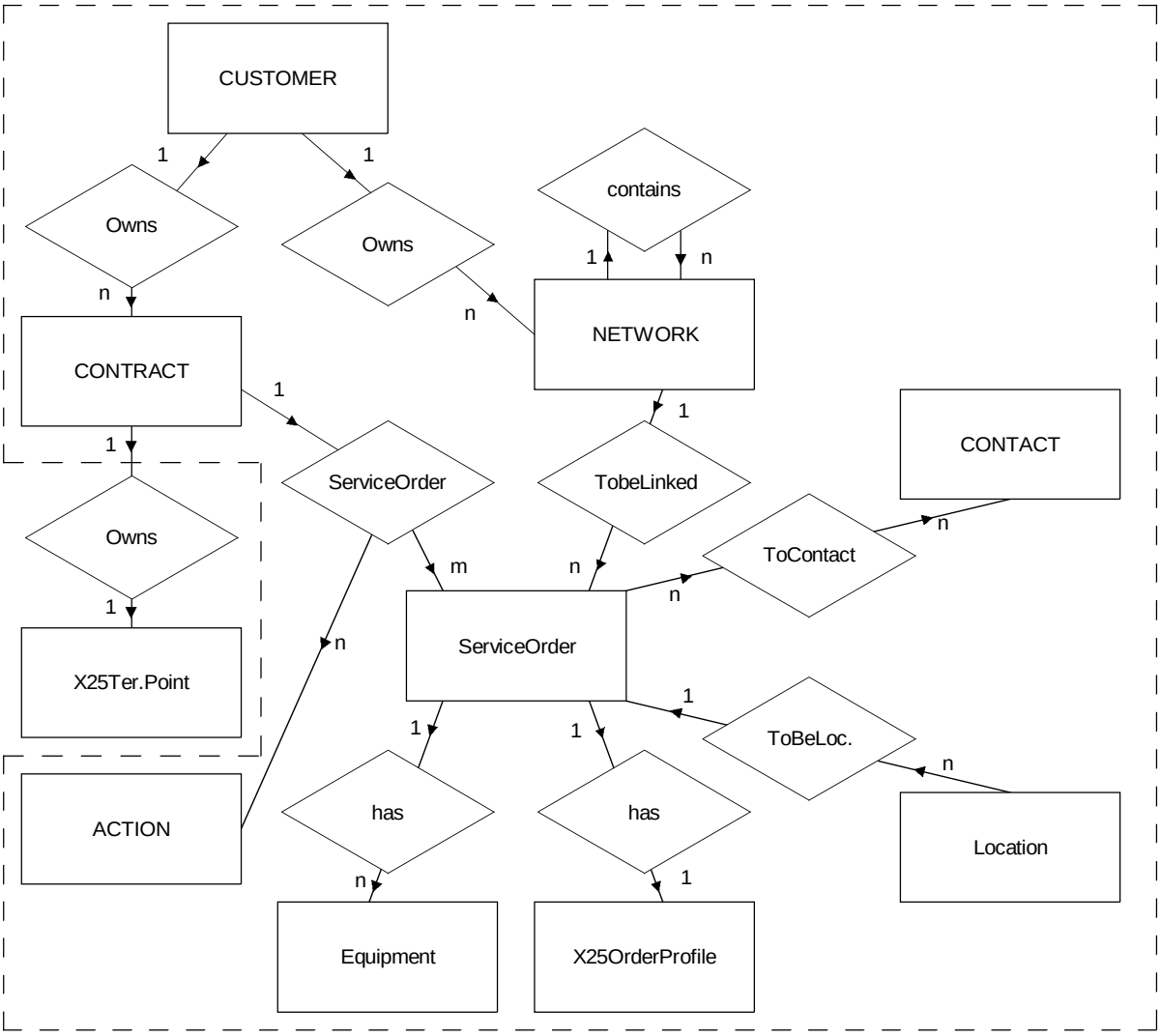


FIGURE 3/X.163

**Entity-relationship model for X25 Access Subscription**

The **ServiceOrder** is the object describing the order of a X25TerminationPoint and the related objects (Equipment, Location, X25ServiceProfile).

The **X25OrderProfile** describes the technical parameters related to the X25 access. The parameters will be used to create the X25TerminationPoint Object, when the order is accepted by both parties.

The relationship between ServiceOrder and EQUIPMENT allows the customer to specify the equipment he wants to be installed for the X25TerminationPoint.

The relationship between ServiceOrder and LOCATION allows the customer to indicate the location where he wants the X25 access to be located.

The relationship between ServiceOrder and X25OrderProfile allows the customer to specify the X25 parameters related to the ordered X25 access.

The relationship **ToContact** allows the customer to specify one, or more, persons the provider may contact, for different purpose (commercial issues, installation issues or technical issues).

The relationship **ToBeLinked** allows the customer to indicate the element of NETWORK inside the hierarchy of the NETWORK, to which he wants the ordered X25 access to be attached.

#### 6.3.2.2.2 X.25 PVC subscription

The Information model for X.25 PVC subscription is described in Figure 4.

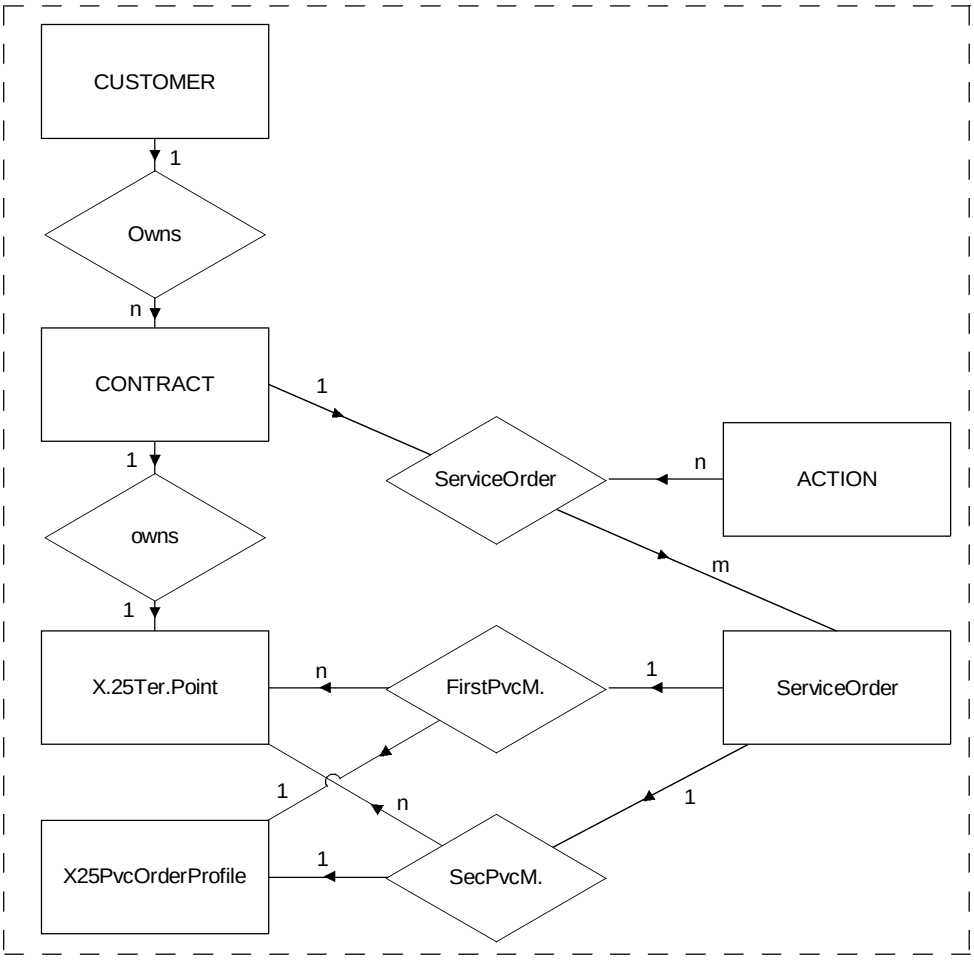


FIGURE 4/X.163

**Entity-relationship model for X25 PVC Subscription**

**Description of the objects and relationships:**

The **ServiceOrder** describes the order for a X.25 PVC.

The **X25PvcOrderProfile** describes the technical parameters of the PVC for each size of the PVC. These parameters will be used to create the X25PvcProfile when the order is accepted by both parties (i.e. customer and provider). The parameters might be different for each X.25 Termination Point depending on the parameters of the X25Profile object associated with the X25TerminationPoint Object.

The **FirstPvcM**. relationship permits the specification the first of the two X25TerminationPoint linked by the PVC and the related parameters specified in the X25PvcOrderProfile Object.

The **SecondPvcM**. relationship describes the second of the two X25TerminationPoint linked by the PVC and the related parameters specified in the X25PvcOrderProfile Object.

#### 6.3.2.3 Information model for CNM reconfiguration service

The information models for CNM reconfiguration are identical to the information models for CNM service request service.

#### 6.3.2.4 Information model for CNM cancellation service

The information models for CNM cancellation are identical to the information models for CNM service request service.

#### 6.3.2.5 Information model for CNM configuration inquiry service

The information model for CNM configuration inquiry is for further study.

### 6.3.3 Information model for Accounting Management

This CNM Information model is for further study.

### 6.3.4 Information model for Performance Management

This CNM Information model is for further study.

### 6.3.5 Information model for Security Management

This CNM Information model is for further study.

# 7 Provision of the CNM Services

## 7.1 Management Information definition for Fault Management

### 7.1.1 CNM Alarm Notification Service

#### 7.1.1.1 Provision of the CNM Alarm Notification Service

The condition alarm and state change reporting service may be provided across the CNMe interface.

This service may be provided using the service request service, across the CNMe interface, defined in this Recommendation.

Modification of alarm reporting criteria may only be done by agreement between the customer and the service provider.

This service is for further study.

### 7.1.2 CNM Fault History Service

#### 7.1.2.1 Provision of the CNM Fault History Service

This service may be provided in a synchronous or an asynchonous mode:

– *Asynchronous mode* – By using the information request service described further in this Recommendation: the customer transmits via EDI/MHS a message containing the parameters of the request. The service provider's system answers by transmitting an EDIFACT message, via EDI/MHS, to the customer.

– *Synchronous mode* – The service provider's system periodically transmits to the customer a set of EDIFACT messages containing the required information .

The customer may select the objects (X25 access or PVC) and the type of information he wants to get by specifying selection criteria, either in the request message, or by agreement with the service provider.

This service is for further study.

### 7.1.3 CNM Trouble Report Service

#### 7.1.3.1 Provision of the Trouble Report Service

The provision of the Trouble Report Service across the CNMe interface is for further study.

## 7.2 Management Information definition for Configuration Management

### 7.2.1 CNM Configuration Inquiry Service

The CNM Configuration Inquiry Service provides a customer with the capability to acquire and maintain information about the telecommunications services and equipment supplied by the service provider.

The information includes:

- tracking network services and equipment supplied by the service provider, allowing the customer to identify the location, and responsible person(s);
- subscription parameters for these network services and equipment;
- attachment of customer organisational information to services and equipment;
- contract number;
- telephone number;
- facsimile number; and
- contact details.

The provision of the CNM Configuration Inquiry Service via the CNMe interface is described in Table 2.

#### 7.2.1.1 Functions description

The following functions are associated with the configuration inquiry service, some of them are optional:

a) *Full configuration inquiry*

The Customer's Management System acquires all the information needed for having a complete view of the network services that are managed.

b) *Partial configuration inquiry*

The Customer's Management System selectively acquires (a) specific part(s) of the configuration information.

c) *Configuration update*

The provider's management system automatically informs the customer's management system of a spontaneous change in the configuration. For example when a new interface has been installed.

#### 7.2.1.2 Provision of the CNM Configuration Inquiry Service

Full inquiry and partial inquiry services may be provided using the **information request service** which is for further study.

For automatic configuration update, the service provider's system transmits to the customer the updated configuration of one or more objects that have been modified either by customer action or by the service provider, itself.

#### 7.2.2 CNM Reconfiguration Service

The CNM Reconfiguration Service provides a customer with the capability to modify parameters associated with configurable aspects of their network services. Service reconfiguration may take effect immediately as a result of direct action by the customer or on a delayed basis as a result of actions by the service provider. In both cases security mechanisms may be implemented by the service provider.

##### 7.2.2.1 Provision of the CNM Reconfiguration Service

The CNM Reconfiguration Service uses the CNM request service across the CNMe interface defined in this Recommendation. The CNM message used is a subset of the ORDERS message version 92.1 as registered by the UN/ECE.

#### 7.2.3 CNM Ordering Service

CNM Ordering Service provides a customer with the capability to request and manage orders with the service provider. Capabilities include:

- creating service orders with scheduling requirements;
- receiving provisioning status;
- amending service orders (where appropriate);
- attaching customer reference information; and
- creating, modifying and deleting PVCs.

The CNM Ordering Service is provided via the CNM service request. The CNM message used is a subset of the ORDERS message version 92.1 as registered by the UN/ECE.

The CNM Ordering Service may take effect immediately as a result of direct action by the customer or on a delayed basis as a result of actions by the service provider. In both cases security may be implemented by the service provider.

##### 7.2.3.1 Provision of the CNM Ordering Service

The EDI forms to be used for this service are specified in this Recommendation. A customer may also attach customer reference information to all the subscribed services.

The CNM Ordering Service uses the CNM service request defined in this Recommendation.

#### 7.2.4 CNM Cancellation Service

The CNM Cancellation Service is provided via the CNM service request. The CNM message used is a subset of the ORDERS message version 92.1 as registered by the UN/ECE.

##### 7.2.4.1 Provision of the CNM Cancellation Service

The CNM Cancellation Service uses the CNM service request defined in this Recommendation.

#### 7.2.5 CNM Inventory Inquiry Service

This CNM service is for further study.

### 7.3 Management Information definition for Accounting Management

#### 7.3.1 CNM Periodic Billing Service

This CNM service is for further study.

##### 7.3.1.1 Provision of the CNM Periodic Billing Service

The provision of this CNM service across the CNMe interface is for further study.

#### 7.3.2 CNM Detailed accounting service

This CNM service is for further study.

## 7.4 Management Information definition for Performance Management

### 7.4.1 CNM Traffic Information Service

This CNM service is for further study.

### 7.4.2 CNM Quality of Service Information Service

This CNM service is for further study.

### 7.4.3 CNM Network statistics service

#### 7.4.3.1 Provision of the CNM Network statistics

The provider's management system sends periodically on or more EDIFACT messages containing the aggregated information. The period between two sending may be defined by contract.

The information may contain:

- exchanges (volume, duration, number of calls) per caller/called couple, inside the network;
- volume and duration sent and received by each access;
- engagement in number of logical channel set-up per connection;
- engagement in number of virtual circuit set-up per caller/called couple.
- etc.

This CNM service is for further study.

## 7.5 Management Information definition for Security Management

These CNM services are for further study.

## 7.6 CNM supporting services

### 7.6.1 CNM Service Request service

#### 7.6.1.1 Provision of the CNM Service Request Service

This Recommendation defines EDI forms to be used for provision of this service across the CNMe interface.

In the CNMe framework, CNM Service Request may be used in every case where a contractual information exchange is needed. The financial aspect of this contractual exchange is outside the scope of this Recommendation.

The CNM Service Request service in the CNMe framework is functionally similar to the Service Request service in the CNMc framework.

*Elements of procedure are specified hereafter:*

a) *Initiation of a service request*

The Customer's management system create a ORDERS EDIFACT message and send it to the provider's management system via MHS.

In response, provider's management system creates an acknowledgement EDIFACT message which indicates whether the ORDERS EDIFACT message is correct or not:

- A negative acknowledgement indicates that the ORDERS message is syntactically incorrect. The service order procedure is abandoned.
- A positive acknowledgement indicates that the ORDERS message is syntactically correct and is being processed. This indicates that the service request was taken into account in the provider's management system.

b) *Negotiation of a service request*

After the initiation stage, the provider's management system creates and then transmits, via MHS, an ORDRSP EDIFACT message, which is the response to the ORDERS message. It may indicate:

– An **acceptance** of all the order's parameters.

– A **modification proposal** of the former order's parameters.

– A **refusal of the order** – The reasons may be linked to contractual problems or to technical problems.

In both cases, the customer's management system has to transmit and acknowledge the message which indicates whether the ORDRSP EDIFACT message is correct or not:

– a negative acknowledgement (CONTRL) indicates that the ORDRSP message is syntactically incorrect;

– a positive acknowledgement (ORDRSP) indicates that the orders message is syntactically correct and that the ORDRSP message is taken in account.

If the ORDRSP includes a modification proposal of the order's parameters, the customer management system may execute one of the following actions:

– **Accept** the modification proposal by sending an ORDRSP EDIFACT message which contains the ORDRSP parameters and the acceptance and mentions the related former ORDERS.

– **Refuse** the modification proposal – In this case the service order will not be completed.

– Propose some modifications to the parameters contained in the ORDRSP message.

The process may be iterated.

c) *Processing indication*

This element of service is for further study.

d) *Service order deletion*

The customer's management system send an ORDERS message which indicates that the related former order is cancelled.

# 8 The CNMe object definition

## 8.1 Object definition for CNM service request

### 8.1.1 Generic Object definition

#### 8.1.1.1 CUSTOMER definition

The attributes of the CUSTOMER object are described in the Table 1.

TABLE 1/X.163

**Customer attributes**

| Attribute name | Description | Status | Notes |
|---|---|---|---|
| Customer's Identifier | Number uniquely identifying the Customer | M | (Note) |
| Name | Name of the customer | C | |
| Postal address | Postal address of the customer | C | |
| NOTE – It might be the EAN identifier or an identifier provided by the provider. | | | |

#### 8.1.1.2 CONTRACT definition

See Table 2.

TABLE 2/X.163

**Contract attributes**

| Attribute name | Description | Status | Notes |
|---|---|---|---|
| Contract identification | Unique identification of the contract. This identification may be given by the service provider | M | (Note) |
| NOTE – There may be many contract identifications, depending of the contractual policy of the service provider. This recursive organisation is described by the IsOrganised relationship. | | | |

#### 8.1.1.3 ACTION definition

See Table 3.

TABLE 3/X.163

**Action attributes**

| Attribute name | Description | Status | Notes |
|---|---|---|---|
| TypeOfAction | Describes the type of order:<br>– subscription<br>– reconfiguration<br>– cancellation | M | |

#### 8.1.1.4 Contact definition

See Table 4.

TABLE 4/X.163

**Contact attributes**

| Attribute name | Description | Status | Notes |
|---|---|---|---|
| ContactName | Name of the contact | M | (1) |
| Type of contact | To describe the type of responsibility of the contact: commercial issues, technical issues, etc. | C | (2) |
| TelephoneNumber | Telephone number of the person or service to be contacted | C | (3) |
| FaxNumber | Fax number of the person or service to be contacted | C | (3) |
| TelexNumber | Telex number of the person or service to be contacted | C | (3) |
| NOTES<br>1 It may be the name of a person or of a service.<br>2 If this attribute is not specified, that indicates that the contact is responsible for each type of issue.<br>3 At least one of these three attributes should be specified. | | | |

#### 8.1.1.5 ServiceOrder definition

See Table 5.

TABLE 5/X.163

**ServiceOrder attributes**

| Attribute name | Description | Status | Notes |
|---|---|---|---|
| OrderIdentification | This number uniquely identifies a given order | M | |
| RelatedOrderIdentification | Order identification of the initial order, in case of negotiation procedure | C | (Note) |
| DateOfOrder | Date and time when the order was created | M | |
| DeliveryRequiredDate | Date and time of required delivery of the service | M | |
| TypeOfServiceOrdered | Identifies the type of service that is ordered | M | |
| NOTE – This parameter is mandatory, when the current order is not the first of the negotiation procedure. | | | |

#### 8.1.1.6 Location definition

See Table 6.

TABLE 6/X.163

**Location definition**

| Attribute name | Description | Status | Notes |
|---|---|---|---|
| Location name | Name of the location | M | |
| Address | Address of the site of location | M | |

#### 8.1.1.7 Equipment definition

See Table 7.

TABLE 7/X.163

**Equipment definition**

| Attribute name | Description | Status | Notes |
|---|---|---|---|
| EquipmentName | Name of the equipment | M | (Note) |
| EquipmentProviderName | Name of the provider of the equipment | C | (Note) |
| NOTE – This object may be absent depending on the provider's commercial policy. The customer may not have the choice of the equipment. | | | |

#### 8.1.1.8 Network definition

See Table 8.

TABLE 8/X.163

**Network definition**

| Attribute name | Description | Status | Notes |
|---|---|---|---|
| Network Identifier | Identifies the Network Object to which the service is assigned | M | (Note) |
| NOTE – This indentifier may be the RDN of the Network object. | | | |

### 8.1.2 Object definition for X25 access ordering

#### 8.1.2.1 X25OrderProfile definition

See Tables 9 and 10.

TABLE 9/X.163

**X25OrderProfile definition**

| Attribute Name | Description | Status | Notes |
|---|---|---|---|
| Data rate | Maximum speed of the modem | M | |
| Type of interface | X.21, V.24, V.35, etc. | M | |
| Single Link Procedure | | C | |
| Parameter T1 | Parameter T1 as defined in X.25 | M | |
| Parameter T2 | Parameter T2 as defined in X.25 | M | |
| Parameter T3 | Parameter T3 as defined in X.25 | M | |
| Parameter N2 | Parameter N2 as defined in X.25 | M | |
| k parameter | k parameter as defined in X.25 | M | |
| Multiple Link Procedure parameters | | C | |
| Number of SLP | | M | |
| Parameter MT1 | Lost Frame Timer MT1 as defined in X.25 | M | |
| Parameter MT2 | Group busy Timer MT2 as defined in X.25 | M | |
| Parameter MT3 | MLP Reset confirmation Timer MT3 as defined in X.25 | M | |
| Packet sizes: | Default Packet sizes | C | |
| *Incoming* | Non-standard default packet sizes | M | |
| *Outgoing* | Non-standard default packet sizes | M | |
| Window sizes: | Default Window sizes | C | |
| *Incoming* | Non-standard default Window sizes | M | |
| *Outgoing* | Non-standard default Window sizes | M | |
| Throughput Classes: | Throughput classes assignment | C | |
| *Incoming* | Non-standard default throughput classes assignment | M | |
| *Outgoing* | Non-standard default throughput classes assignment | M | |
| Logical channel assignments: | | C | |
| *PVC* | Permanent Virtual Circuit | | |
| *Incoming* | One-way channel incoming | | |
| *two ways* | Two-ways channel | | |
| *Outgoing* | One way channel outgoing | | |
| Protocol version supported | Possible values:<br>X.25 Version 80<br>X.25 Version 84<br>X.25 Version 88<br>X.25 Version 93 | M | |
| Fast select acceptance | Fast select acceptance: Indicates if this service is requested | C | |
| Flow control parameters negotiation | Flow control parameters negotiation: indicates if this service is requested | C | |
| Reverse charging acceptance | Indicates if this service is requested | C | |
| Throughput class negotiation | Indicates if this service is requested | C | |

TABLE 10/X.163

**X25OrderProfile definition**

| Attribute Name | Description | Status | Notes |
|---|---|---|---|
| Call deflection | Call deflection / Call deflection selection: indicates if this service is requested | C | |
| Call redirection<br>*Alternate DTE addresses*<br>*Conditions of redirection* | Indicates if this service is requested<br>X.121 DTE addresses to which the DCE may redirect the call<br>Indicates the conditions where DCE is to activate this service | C | |
| Call Deflection | Indicates if this service is requested | C | |
| NUI Subscription | The definition of information to be transmitted is for further study | C | |
| ROA subscription<br>*List of ROA DNIC to be possibly used* | ROA subscription<br>ROA selection<br>The definition of information to be transmitted is for further study | C | |

### 8.1.3 Object definition for X25PVC subscription

#### 8.1.3.1 X25PvcOrderProfile definition

See Table 11.

TABLE 11/X.163

**X25PvcOrderProfile definition**

| Attribute names | Description | Status | Notes |
|---|---|---|---|
| ChargingDirection | Charging direction | M | |
| logicalChannel | Logical channel assigned to the PVC | M | |
| packetSize | Packet size | M | |
| throughputClass | Throughput class on the PVC | M | |
| virtualcircuitId | Identification of the virtual circuit assigned to the PVC | M | |
| windowsSize | Window size on the PVC | M | |

#### 8.1.3.2 CUSTOMER definition

The description of the CUSTOMER object is given in 8.1.1.1.

#### 8.1.3.3 CONTRACT definition

The description of the CONTRACT object is given in 8.1.1.2.

#### 8.1.3.4 ACTION definition

The description of the ACTION object is given in 8.1.1.3.

#### 8.1.3.5 CONTACT definition

The description of the CONTACT object is given in 8.1.1.4.

## 8.2 Object definition for reconfiguration service

The object definitions for reconfiguration service are identical to the objects definitions for service subscription service.

## 8.3 Object definition for the cancellation service

The object definitions for CNM cancellation service are identical to the objects definitions for service subscription service.

# 9 EDI Message definition

For the time being, CNMe messages in the CNMe context are only defined for the configuration inquiry and the CNM service request for the X.25 service.

This clause define the management information (in the CNMe context: the message) modelling a X.25 access service. This CNMe message is a subset of the ORDERS message version 92.1 as registered by the UN.

## 9.1 Principles

The ORDERS message and the ORDRSP message are divided in three sections:

- *The header section* – This section contains the generic information of the order, that is to say which are independent of kind of ordered service.

- *The detail section* – This section contains the information which depends on the kind of ordered services. This section is defined for each type of service (X25 access, X.25 PVC, etc.).

- *The trailer section* – This section is a control section and contains information related to the message structure and, optionally to the global monetary amount of the order.

One ORDERS message may contain one or more service subscription, reconfiguration or cancellation. The ORDRSP message, used by the service provider's system, has the same characteristics.

## 9.2 ORDERS message

### 9.2.1 Message structure

See Figure 5.

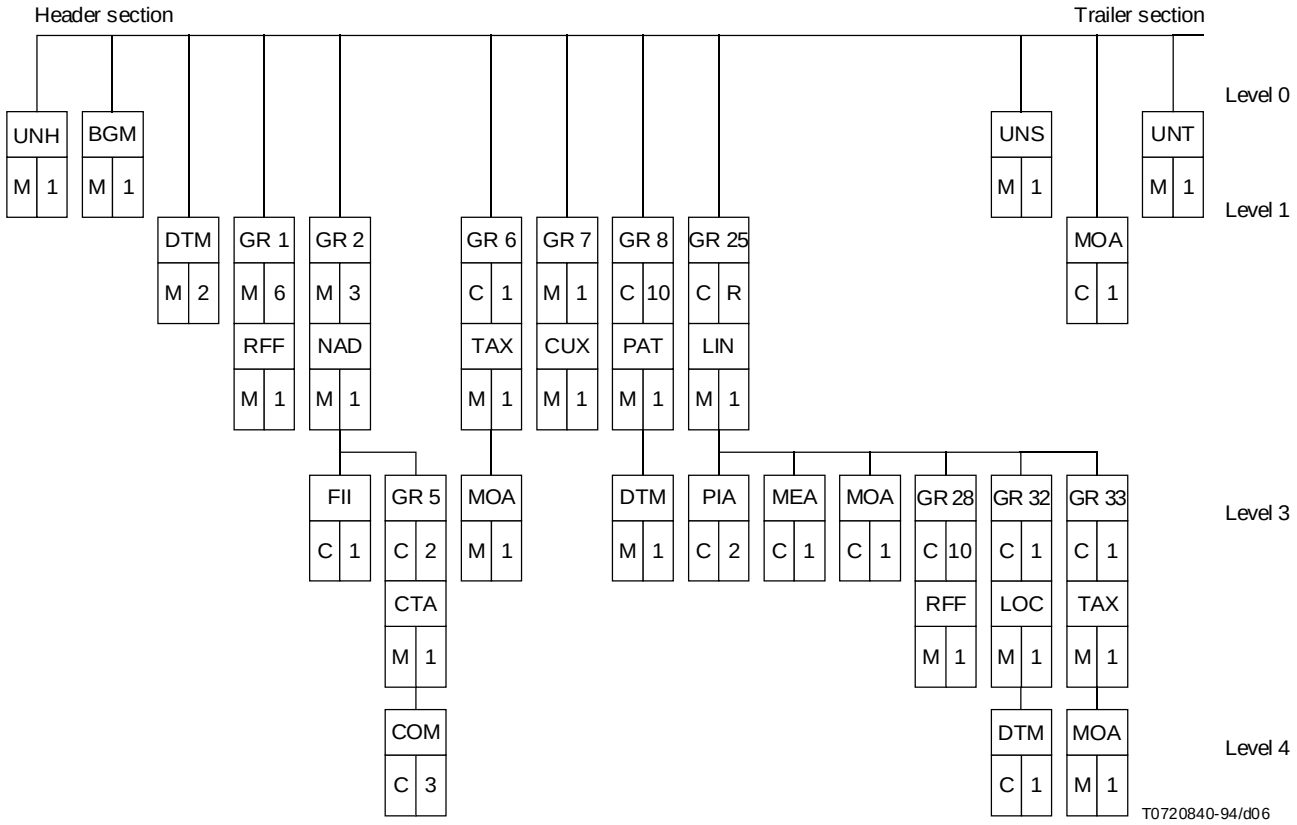


FIGURE 5/X.163

**ORDERS message structure**

### 9.2.2 Header section

#### 9.2.2.1 Structure of the header section

| HEADER SECTION | | | | |
|---|---|---|---|---|
| UNH | Identification of EDIFACT message | | | |
| BGM | Identifies the beginning of the message and provides with the order's number | | | |
| | DTM | Date of order's creation<br>Date of delivery as required | | |
| | RFF | Identification of the contract and the relevant documents like the previous order's number | | |
| | NAD | Name and address of the buyer, the provider and the delivery place if required | | |
| | | FII | For the buyer (i.e. the customer), to identify a Bank account number and the related financial institution | |
| | | CTA | To give the name of person or department to whom communication should be directed, inside the buyer's organisation | |
| | | | COM | To give communication numbers of the person whom communication should be directed |
| | CUX | To specify the currency used in the transaction | | |
| | PAT | To specify the date/time basis and relevant amount for payment | | |

#### 9.2.2.2 Segment description

See Tables 12 and 13.

TABLE 12/X.163

**ORDERS Message header**

| | | |
|---|---|---|
| UNH Message header | M | 1 |

| Data number | Data name | Status UNSM | Format UNSM | Profile status | Profile format | Notes/Code list |
|---|---|---|---|---|---|---|
| 0062 | MESSAGE REFERENCE NUMBER | M | an..14 | M | an..14 | |
| S009 | MESSAGE IDENTIFIER | M | | M | | |
| 0065 | Message type identifier | M | an..6 | M | an..6 | = ORDERS |
| 0052 | Message type version number | M | an..3 | M | an..3 | = 1 |
| 0054 | Message type release number | M | an..3 | M | an..3 | = 921 |
| 0051 | Controlling agency | M | an..2 | M | an..2 | = UN |
| 0057 | Association assigned code | C | an..6 | N | | |
| 0068 | COMMON ACCESS REFERENCE | C | | N | | |
| S010 | STATUS OF TRANSFER | C | | C | | |
| 0070 | Sequence message transfer number | M | n...2 | M | n...2 | |
| 0073 | First/last sequence message transfer | C | a1 | C | a1 | |

TABLE 13/X.163

**ORDERS Message body**

| | | |
|---|---|---|
| BGM Beginning of message | M | 1 |

| Data number | Data name | Status UNSM | Format UNSM | Profile status | Profile format | Notes/Code list |
|---|---|---|---|---|---|---|
| C002 | DOCUMENT/MESSAGE NAME | C | | | C | |
| 1001 | Document/message name, coded | C | an..3 | C | an..3 | = 220 |
| 1131 | Code list qualifier | C | an..3 | C | an..3 | |
| 3055 | Code list responsible agency, coded | C | an..3 | C | an..3 | = UN/ECE |
| 1000 | Document/message name | C | an..35 | M | an..35 | |
| 1004 | DOCUMENT/MESSAGE NUMBER | C | an..35 | C | an..35 | |
| 1225 | MESSAGE FUNCTION, CODED | C | an..3 | N | | (Note)<br>1 = Cancellation<br>4 = Change<br>9 = Original initial transmission of a service order<br>29 = Accepted without amendment<br>30 = Accepted with amendment in the detail section |
| 4343 | RESPONSE TYPE, CODED | C | an..2 | N | | |

NOTE – The different values should be used as follows:

9: for a service order;

4: for service reconfiguration;

1: for a service cancellation.

Other values: for the case of a negotiation procedure.

| DTM Date/time/period | M | 2 |
|---|---|---|

Function: To give the date/time of ordering

To give the requested date time of delivery

| Data number | Data name | Status UNSM | Format UNSM | Profile status | Profile format | Notes/Code list |
|---|---|---|---|---|---|---|
| C507 | DATE/TIME/PERIOD | M | | M | | |
| 2005 | Date/time/period qualifier | M | an..3 | M | an..3 | 137 = Document/message date – time<br>4 = Order date/time<br>2 = Requested delivery date/time |
| 2380 | Date/time/period | C | an..35 | M | an..35 | |
| 2379 | Date/time/period format qualifier | C | an..3 | M | an..3 | = 101 (YYMMDD) |

| SEGMENT GROUP 1 | M | 6 |
|---|---|---|

| GRP N 1 | RFF REFERENCE | M | 1 |
|---|---|---|---|

| Data number | Data name | Status UNSM | Format UNSM | Profile status | Profile format | Notes/Code list |
|---|---|---|---|---|---|---|
| C506 | REFERENCE | M | | M | | |
| 1153 | Reference qualifier | M | an..3 | M | an..3 | CT Contract Number<br>ON Onder Number<br>ACW Reference of a previous Message<br>BC Buyer's Contract Number<br>OP Original Purchase Order: reference to the first order of the transaction<br>POR Purchase Order Response Number |
| 1154 | Reference number | C | an..35 | C | an..35 | |
| 1156 | Line number | C | an..6 | N | | |
| 4000 | Reference version number | C | an..35 | N | | |

| SEGMENT GROUP 2 | M | 2 |
|---|---|---|

| GRP N 2 | NAD NAME AND ADDRESS | M | 1 |
|---|---|---|---|

| Data number | Data name | Status UNSM | Format UNSM | Profile status | Profile format | Notes/Code list |
|---|---|---|---|---|---|---|
| 3035 | PARTY QUALIFIER | M | an..3 | M | an..3 | BY Buyer<br>SE Seller (service provider)<br>DP Delivery Place |
| C082 | PARTY IDENTIFICATION DETAILS | C | | | | |
| 3039 | Party id identification | M | an..17 | M | an..17 | Customer's number (Note 1) |
| 1131 | Code list qualifier | C | an..3 | C | an..3 | |
| 3055 | Code list responsible agency, coded | C | an..3 | C | an..3 | UNSM code of the agency |
| C058 | NAME AND ADDRESS | C | | | | |
| 3124 | Name and address line | M | an..35 | M | an..35 | |
| 3124 | Name and address line | C | an..35 | C | an..35 | |
| 3124 | Name and address line | C | an..35 | C | an..35 | |
| 3124 | Name and address line | C | an..35 | C | an..35 | |
| 3124 | Name and address line | C | an..35 | C | an..35 | |
| C080 | PARTY NAME | C | | | | (Note 2) |
| 3036 | Party name | M | an..35 | M | an..35 | |
| 3036 | Party name | C | an..35 | C | an..35 | |
| 3036 | Party name | C | an..35 | C | an..35 | |
| 3036 | Party name | C | an..35 | C | an..35 | |
| 3036 | Party name | C | an..35 | C | an..35 | |
| C059 | STREET | C | an..35 | C | an..35 | |
| 3042 | Street and number/PO. Box | M | an..35 | M | an..35 | |
| 3042 | Street and number/PO. Box | C | an..35 | C | an..35 | |
| 3042 | Street and number/PO. Box | C | an..35 | C | an..35 | |
| 3164 | CITY NAME | C | an..35 | C | an..35 | |
| 3229 | COUNTRY SUB-ENTITY IDENTIFICATION | C | an..9 | C | an..9 | |
| 3251 | POSTCODE IDENTIFICATION | C | an..8 | C | an..8 | |
| 3207 | COUNTRY, CODED | C | an..3 | C | an..3 | |

NOTES

1 Depending on the legal policy in force, this number may be:

– a number provided by a government agency (e.g.: SIREN number in France);

– a number provided by an association (e.g.: EAN);

– a number provided by the service provider: in this case the value of the data 3055 must be "ZZZ", which means mutually defined.

2 The clear name and address description provision are optionnal, since the customer's number is provided. If used, it is recommended to use the structured way of description (use of data C080, C059, 3164, 3229) rather than the free form (data 058).

| | | | |
|---|---|---|---|
| GRP N 2 | FII Financial institution information | C | 1 |

| Data number | Data name | Status UNSM | Format UNSM | Profile status | Profile format | Notes/Code list |
|---|---|---|---|---|---|---|
| 3035 | PARTY QUALIFIER | M | an..3 | M | an..3 | BB Buyer's Bank |
| C078 | ACCOUNT IDENTIFICATION | C | | C | | |
| 3194 | Account holder number | C | an..17 | C | an..17 | |
| 3192 | Account holder name | C | an..35 | C | an..35 | |
| 3192 | Account holder name | C | an..35 | C | an..35 | |
| 6345 | Currency, coded | C | an..3 | C | an..3 | |
| C088 | INSTITUTION IDENTIFICATION | C | | C | | |
| 3433 | Institution name identification | C | an..11 | C | an..11 | |
| 1131 | Code list qualifier | C | an..3 | C | an..3 | |
| 3055 | Code list responsible agency, coded | C | an..3 | C | an..3 | |
| 3434 | Institution branch number | C | an..17 | C | an..17 | |
| 1131 | Code list qualifier | C | an..3 | C | an..3 | |
| 3055 | Code list responsible agency, coded | C | an..3 | C | an..3 | |
| 3432 | Institution name | C | an..70 | C | an..70 | |
| 3436 | Institution branch place | C | an..70 | C | an..70 | |
| 3207 | COUNTRY, CODED | C | an..3 | C | an..3 | |
| NOTE – This segment, when present, should be only dependant of NAD segment qualified by BY (buyer). | | | | | | |

| | | | |
|---|---|---|---|
| SEGMENT GROUP 5 | | C | 5 |

| | | | |
|---|---|---|---|
| GRP N 5 | CTA Contact information | M | 1 |

Function: To give the name of the department/employee to be contacted in the NAD segment qualified by BY (buyer)

| Data number | Data name | Status UNSM | Format UNSM | Profile status | Profile format | Notes/Code list |
|---|---|---|---|---|---|---|
| 3139 | CONTACT FUNCTION, CODED | C | an..3 | C | an..3 | DL Delivery Contact<br>OC Order Contact<br>IC Information Contact |
| C056 | DEPARTMENT OR EMPLOYEE DETAILS | C | an..17 | C | an..17 | |
| 3413 | Department or employee identification | C | an..17 | C | an..17 | |
| 3412 | Department or employee | C | an..35 | C | an..35 | |

| | | | |
|---|---|---|---|
| GRP N 5 | COM: COMMUNICATION CONTACT | C | 3 |

| Data number | Data name | Status UNSM | Format UNSM | Profile status | Profile format | Notes/Code list |
|---|---|---|---|---|---|---|
| C076 | COMMUNICATION CONTACT | M | M | M | M | |
| 3148 | Communication number | M | an..35 | M | an..35 | Telephone, telex, fax number |
| 3155 | Communication channel qualifier | M | an..3 | M | an..3 | TE Telephone<br>TL Telex<br>FX Fax<br>XF X.400 address |

| | | | |
|---|---|---|---|
| SEGMENT GROUP 6 | | C | 1 |

| | | | |
|---|---|---|---|
| GRP N 6 | TAX DUTY/TAX/FEE DETAILS | M | 1 |

| Data number | Data name | Status UNSM | Format UNSM | Profile status | Profile format | Notes/Code list |
|---|---|---|---|---|---|---|
| 5283 | DUTY/TAX/FEE FUNCTION QUALIFIER | M | an..3 | M | an..3 | |
| C241 | DUTY/TAX/FEE TYPE | C | | C | | |
| 5153 | Duty/tax/fee type, coded | C | an..3 | C | an..3 | |
| 1131 | Code list qualifier | C | an..3 | C | an..3 | |
| 3055 | Code list responsible agency, coded | C | an..3 | C | an..3 | |
| 5152 | Duty/tax/fee type | C | an..35 | C | an..35 | |
| C533 | DUTY/TAX/FEE ACCOUNT DETAIL | C | | C | | |
| 5289 | Duty/tax/fee account identification | M | an..6 | M | an..6 | |
| 1131 | Code list qualifier | C | an..3 | C | an..3 | |
| 3055 | Code list responsible agency, coded | C | an..3 | C | an..3 | |
| 5286 | DUTY/TAX/FEE ASSESSMENT BASIS | C | an..15 | C | an..15 | |
| C243 | DUTY/TAX/FEE DETAIL | C | | C | | |
| 5279 | Duty/tax/fee rate identification | C | an..7 | C | an..7 | |
| 1131 | Code list qualifier | C | an..3 | C | an..3 | |
| 3055 | Code list responsible agency, coded | C | an..3 | C | an..3 | |
| 5278 | Duty/tax/fee rate | C | an..17 | C | an..17 | |
| 5273 | Duty/tax/fee rate basis identification | C | an..12 | C | an..12 | |
| 1131 | Code list qualifier | C | an..3 | C | an..3 | |
| 3055 | Code list responsible agency, coded | C | an..3 | C | an..3 | |
| 5305 | DUTY/TAX/FEE CATEGORY, CODED | C | an..3 | C | an..3 | |
| 3446 | PARTY TAX IDENTIFICATION NUMBER | C | an..3 | C | an..3 | |

| GRP N 6 | MOA MONETARY AMOUNT | M | 1 |
|---|---|---|---|

| Data number | Data name | Status UNSM | Format UNSM | Profile status | Profile format | Notes/Code list |
|---|---|---|---|---|---|---|
| Data number | | Format | Status | Format | | |
| C516 | MONETARY AMOUNT | M | | M | | |
| 5025 | Monetary amount type qualifier | M | an..3 | M | an..3 | 58 = Fee amount |
| 5004 | Monetary amount | C | n..18 | C | n..18 | |
| 6345 | Currency, coded | C | an..3 | C | an..3 | |
| 6343 | Currency qualifier | C | an..3 | C | an..3 | |
| 4405 | Status, coded | C | an..3 | N | | |

| SEGMENT GROUP 7 | M | 1 |
|---|---|---|

| GRP 7 | CUX CURRENCIES | M | 1 |
|---|---|---|---|

Function: To specify the currency used to calculate the order's amount

| Data number | Data name | Status UNSM | Format UNSM | Profile status | Profile format | Notes/Code list |
|---|---|---|---|---|---|---|
| C504 | CURRENCY DETAILS | C | | C | | |
| 6347 | Currency details qualifier | M | an..3 | M | an..3 | 5 = Calculation base currency |
| 6345 | Currency, coded | C | an..3 | C | an..3 | |
| 6343 | Currency qualifier | C | an..3 | C | an..3 | |
| 6348 | Currency rate base | C | n..4 | C | n..4 | |
| | | | | | | |
| C504 | CURRENCY DETAILS | C | | C | | |
| 6347 | Currency details qualifier | M | an..3 | M | an..3 | |
| 6345 | Currency, coded | C | an..3 | C | an..3 | |
| 6343 | Currency qualifier | C | an..3 | C | an..3 | |
| 6348 | Currency rate base | C | n..4 | C | n..4 | |
| 5402 | RATE OF EXCHANGE | C | n..12 | N | | |
| 6341 | CURRENCY MARKET EXCHANGE, CODED | C | an..3 | N | | |

| | | |
|---|---|---|
| SEGMENT GROUP 8 | C | 10 |
| NOTE – The use of segment group 8 is for further study. | | |

| | | | |
|---|---|---|---|
| GRP 8 | PAT PAYMENT TERMS BASIS | M | 1 |

| Data number | Data name | Status UNSM | Format UNSM | Profile status | Profile format | Notes/Code list |
|---|---|---|---|---|---|---|
| 4279 | PAYMENT TERMS TYPE QUALIFIER | M | an..3 | M | an..3 | See UNSM code list |
| C110 | PAYMENT TERMS | C | | C | | |
| 4277 | Terms of payment identification | M | an..17 | M | an..17 | |
| 1131 | Code list qualifier | C | an..3 | C | an..3 | |
| 3055 | Code list responsible agency, coded | C | an..3 | C | an..3 | |
| 4276 | Terms of payment | C | an..35 | C | an..35 | |
| 4276 | Terms of payment | C | an..35 | C | an..35 | |
| C112 | TERMS/TIME INFORMATION | C | | C | | |
| 2475 | Payment time reference, coded | M | an..3 | M | an..3 | |
| 2009 | Time relation, coded | C | an..3 | C | an..3 | |
| 2151 | Type of period, coded | C | an..3 | C | an..3 | |
| 2152 | Number of periods | C | n..3 | C | n..3 | |

| | | | |
|---|---|---|---|
| GRP 8 | DTM DATE/TIME/PERIOD | M | 1 |

| Data number | Data name | Status UNSM | Format UNSM | Profile status | Profile format | Notes/Code list |
|---|---|---|---|---|---|---|
| C507 | DATE/TIME/PERIOD | M | | M | | |
| 2005 | Date/time/period qualifier | M | an..3 | M | an..3 | |
| 2380 | Date/time/period | C | an..35 | M | an..35 | |
| 2379 | Date/time/period format qualifier | C | an..3 | M | an..3 | |

| | | | |
|---|---|---|---|
| GRP 8 | MOA MONETARY AMOUNT | C | 1 |

| Data number | Data name | Status UNSM | Format UNSM | Profile status | Profile format | Notes/Code list |
|---|---|---|---|---|---|---|
| Data number | | Format | Status | Format | | |
| C516 | MONETARY AMOUNT | M | | M | | |
| 5025 | Monetary amount type qualifier | M | an..3 | M | an..3 | 58 = Fee amount |
| 5004 | Monetary amount | C | n..18 | C | n..18 | |
| 6345 | Currency, coded | C | an..3 | C | an..3 | |
| 6343 | Currency qualifier | C | an..3 | C | an..3 | |
| 4405 | Status, coded | C | an..3 | N | | |

### 9.2.3 Detail Section

#### 9.2.3.1 Principles

The structure and content of the detail section is divided into two parts:

- A *Product Group* which identifies the type of product to be ordered, its generic parameters and the relevant delivery conditions. This section is independant of the type of ordered product.
- A *Specific Characteristics Group* which contains parameters related to a given service or product, as defined in the Product group.

**Use of the detail section**

**Principles**

The Detail section of the ORDERS message shall be used either to:

- initiate a new service order (**Service ordering**);
- order the modification of an existing service (**service reconfiguration**);
- cancell an existing service (**service cancellation**);
- accept or refuse the modification proposed by the service provider, to previously issued service order (**negotiation procedure**).

**Acceptance**

In this case the ORDERS message shall contain either:

- a complete copy of the parameters issued by the customer in the Product Group Line and in the related Specific Characteristics line – the provider may add additionnal parameters, like the DTE address or in case of use of default value; or
- a partial copy of the parameters, if the information needs to be completed in case of use of default value; or
- only the copy of the Product Group Line, containing the contractual reference.

The provider’s behaviour depends on the national policy in force and on the agreement between the customer and the provider.

**Acceptance with amendments**

In this case the ORDERS detail section shall contain either:

- A complete copy of the parameters issued by the provider in the Product Group Line and in the related Specific Characteristics line. Lines of Specific Characteristic corresponding to the refused parameters must bear the indication "changed" (Segment LIN data 1229, value "3"). The provider may add additionnal parameters, like the DTE address or in case of use of default value.

- Or the list of the changed parameters. Lines of Specific Characteristic group must then bear the indication "changed" (Segment LIN data 1229, value "3"). The provider may add additionnal parameters, like the DTE address or in case of use of default value.

The provider's behaviour depends on the national policy in force and on the agreement between the customer and the provider.

**Refusal**

In this case the ORDERS detail section shall contain either:

- A complete copy of the parameters issued by the provider in the Product Group Line and in the related Specific Characteristics line. Lines of Specific Characteristic corresponding to the refused parameters must bear the indication "Not Accepted" (Segment LIN data 1229, value "7"). The provider may add additionnal parameters, like the DTE address or in case of use of default value.

- Or the list of the changed parameters. Lines of Specific Characteristic corresponding to the refused parameters must bear the indication "Not Accepted" (Segment LIN data 1229, value "7"). The provider may add additionnal parameters, like the DTE address or in case of use of default value.

The provider's behaviour depends on the national policy in force and on the agreement between the customer and the provider.

### 9.2.3.2 Detail section – Product group

#### 9.2.3.2.1 Structure

The structure of the Product group is described below:

| DETAIL SECTION – PRODUCT GROUP | | |
|---|---|---|
| LIN | To identify a group of attributes related to an X25 service access | |
| | PIA | To specifiy additional identification of the product, such as the DTE address |
| | MOA | To give the amount of the service described in this product line |
| | RFF | To give contract references in case of a multiple X25 access order inside a unique EDIFACT message |
| | LOC | To specifiy the delivery location if it differs from the one given in the Header section |
| | DTM | To specify a date of delivery if it differs from the one given in the Header section |
| | TAX | To specify the relevant duty/tax/fee information |
| | MOA | To specify the relevant amount of tax |

#### 9.2.3.2.2 Description of segments

See Table 14.

TABLE 14/X.163

**ORDERS Message body – Detail section**

| | | | |
|---|---|---|---|
| SEGMENT GROUP 25 | | C | R |
| GRP 25 | LIN LINE ITEM | M | 1 |

| Data number | Data name | Status UNSM | Format UNSM | Profile status | Profile format | Notes/Code list |
|---|---|---|---|---|---|---|
| 1082 | LINE ITEM NUMBER | C | n..6 | M | n..6 | |
| 1229 | ACTION REQUEST/ NOTIFICATION, CODED | C | an..3 | C | an..3 | 1 = Added (Note)<br>2 = Deleted<br>3 = Changed |
| C212 | ITEM NUMBER IDENTIFICATION | C | | C | | |
| 7140 | Item number | C | an..35 | C | an..35 | Refer to Annex A |
| 7143 | Item number type, coded | C | an..35 | | an..35 | TGP Telecomunication Product |
| 1131 | Code list qualifier | C | an..3 | C | an..3 | |
| 3055 | Code list responsible agency, coded | C | an..3 | C | an..3 | Code for ITU-T |
| 5495 | SUB-LINE INDICATOR, CODED | C | an..3 | N | | |
| 1222 | CONFIGURATION LEVEL | C | n..2 | C | n..2 | = 0 if TGP |
| 7083 | CONFIGURATION, CODED | C | an..3 | N | | |

NOTE – Added: enables to indicate that this line describes an order of a new telecommunication service.

Changed: enables to indicate that this line describes an order which modifies an existing telecommunication service (**reconfiguration service**).

Deleted: enables to indicate that this line describes the **cancellation** of an existing telecommunication service.

The default value is: “Added” (1).

| | | | |
|---|---|---|---|
| GRP 25 | PIA ADDITIONAL PRODUCT INFORMATION | C | 2 |

This segment is used to provide additional identifications, in particular it enables to give the DTE address of an X.25 TerminationPoint.

| Data number | Data name | Status UNSM | Format UNSM | Profile status | Profile format | Notes/Code list |
|---|---|---|---|---|---|---|
| 4347 | Product Id Function qualifier | M | an..13 | M | an..13 | 1 = Additional Indentification |
| C212 | ITEM NUMBER IDENTIFICATION | M | | M | | |
| 7140 | Item number | C | an..35 | C | an..35 | DTE address of the product, if it exists (Note) |
| 7143 | Item number type, coded | C | an..3 | C | an..3 | DTE = DTE address |
| 1131 | Code list qualifier | C | an..3 | C | an..3 | |
| 3055 | Code list responsible agency | C | an..3 | C | an..3 | Code for ITU-T |
| C212 | ITEM NUMBER IDENTIFICATION | C | | N | | |
| 7140 | Item number | C | an..35 | N | | |
| 7143 | Item number type, coded | C | an..3 | N | | |
| 1131 | Code list qualifier | C | an..3 | N | | |
| 3055 | Code list responsible agency | C | an..3 | N | | |
| C212 | ITEM NUMBER IDENTIFICATION | C | | N | | |
| 7140 | Item number | C | an..35 | N | | |
| 7143 | Item number type, coded | C | an..3 | N | | |
| 1131 | Code list qualifier | C | an..3 | N | | |
| 3055 | Code list responsible agency | C | an..3 | N | | |
| C212 | ITEM NUMBER IDENTIFICATION | C | | N | | |
| 7140 | Item number | C | an..35 | N | | |
| 7143 | Item number type, coded | C | an..3 | N | | |
| 1131 | Code list qualifier | C | an..3 | N | | |
| 3055 | Code list responsible agency | C | an..3 | N | | |
| C212 | ITEM NUMBER IDENTIFICATION | C | | N | | |
| 7140 | Item number | C | an..35 | N | | |
| 7143 | Item number type, coded | C | an..3 | N | | |
| 1131 | Code list qualifier | C | an..3 | N | | |
| 3055 | Code list responsible agency | C | an..3 | N | | |

NOTE – This segment may be absent of the original order if the DTE address is provided by the service provider. In case of reconfiguration, this segment must be present.

| | | | |
|---|---|---|---|
| GRP N 25 | MOA MONETARY AMOUNT | C | 1 |

NOTE – The way this segment may be used is for further study. It should be used to specify a monetary amount related to the line item.

| | | | |
|---|---|---|---|
| SEGMENT GROUP 28 | | M | 1 |
| GRP N 28 | RFF REFERENCE | M | 1 |

This segment is used to specify the order number if the message includes more than one TCP lines.

| Data number | Data name | Status UNSM | Format UNSM | Profile status | Profile format | Notes/Code list |
|---|---|---|---|---|---|---|
| C506 | REFERENCE | M | | M | | |
| 1153 | Reference qualifier | M | an..3 | M | an..3 | ON Order Number<br>POR Purchase Order Response Number |
| 1154 | Reference number | C | an..35 | C | an..35 | |
| 1156 | Line number | C | an..6 | N | | |
| 4000 | Reference version number | C | an..35 | N | | |

| | | | |
|---|---|---|---|
| SEGMENT GROUP 32 | | C | 1 |
| GRP N 32 | LOC LOCATION | M | 1 |

The LOC segment is to be used to specify a more precise location (a department, room number, etc.) inside the name and address of delivery given in the header section.

| Data number | Data name | Status UNSM | Format UNSM | Profile status | Profile format | Notes/Code list |
|---|---|---|---|---|---|---|
| 3227 | Place/location qualifier | C | an..3 | C | an..3 | 7 = Place of delivery |
| C517 | Location identification | C | | C | | |
| 3225 | Location/place identification | C | an..25 | C | an..25 | |
| 1131 | Code list qualifier | C | an..3 | C | an..3 | |
| 3055 | Code list responsible agency, coded | C | an..3 | C | an..3 | |
| 3024 | Place/location | C | an..17 | C | an..17 | |
| C519 | Related location one identification | C | | N | | |
| 3224 | Related location/place one identification | C | an..25 | N | | |
| 1131 | Code list qualifier | C | an..3 | N | | |
| 3055 | Code list responsible agency, coded | C | an..3 | N | | |
| 3222 | Related place/location one | C | an..17 | N | | |
| C519 | Related location two identification | C | | N | | |
| 3224 | Related location/place two identification | C | an..25 | N | | |
| 1131 | Code list qualifier | C | an..3 | N | | |
| 3055 | Code list responsible agency, coded | C | an..3 | N | | |
| 3222 | Related place/location two | C | an..17 | N | | |
| 5479 | Relation coded | C | an..3 | N | | |

| | | | |
|---|---|---|---|
| GRP N 32 | DTM DATE/TIME PERIOD | C | 1 |

Function: To give the date and time of delivery if it is different from the one given in the header section

| Data number | Data name | Status UNSM | Format UNSM | Profile status | Profile format | Notes/Code list |
|---|---|---|---|---|---|---|
| C507 | DATE/TIME/PERIOD | M | | M | | |
| 2005 | Date/time/period qualifier | M | an..3 | M | an..3 | 2 = Requested delivery date/time |
| 2380 | Date/time/period | C | an..35 | M | an..35 | |
| 2379 | Date/time/period format qualifier | C | an..3 | M | an..3 | = 101 (YYMMDD)<br>= 202 (YYMMDDHHMM) |

| | | |
|---|---|---|
| SEGMENT GROUP 33 | C | 1 |

| | | | |
|---|---|---|---|
| GRP N 33 | TAX DUTY/TAX/FEE DETAILS | M | 1 |

NOTE – The way this segment may be used is for further study. It should be used to specify the tax information related to the line item.

| | | | |
|---|---|---|---|
| GRP N 33 | MOA MONETARY AMOUNT | M | 1 |

NOTE – The way this segment may be used is for further study. It should be used to specify a monetary amount related to the line item.

### 9.2.3.3 Detail section – Specific characteristics group

#### 9.2.3.3.1 Specific characteristics group for X.25 access

The specific characteristic group specifies the different attributes related to the type of product X.25 access, described in the related Product group.

| DETAIL SECTION – SPECIFIC CHARACTERISTIC GROUP | |
|---|---|
| LIN | To identify an attribute related to a product |
| PIA | To give more information to specify an attribute |
| MEA | To specify a measurement related an attribute |
| MOA | To specify a monatory amount related an attribute |
| TAX | To specify the relevant duty/tax/fee information |
| MOA | To specify the relevant amount of duty/tax/fee |

| DETAIL SECTION – SPECIFIC CHARACTERISTICS GROUP |
|---|

| | | | |
|---|---|---|---|
| SEGMENT GROUP 25 | | C | R |
| GRP 25 | LIN LINE ITEM | M | 1 |

Item description are linked to a general characteristic, as it is described below.

| Data number | Data name | Status UNSM | Format UNSM | Profile status | Profile format | Notes/Code list |
|---|---|---|---|---|---|---|
| 1082 | LINE ITEM NUMBER | C | n..6 | M | n..6 | Line number inside a given Product GROUP |
| 1229 | ACTION REQUEST/ NOTIFICATION, CODED | C | an..3 | C | an..3 | |
| C212 | ITEM NUMBER IDENTIFICATION | C | | C | | |
| 7140 | Item number | C | an..35 | C | | Refer to Annex A |
| 7143 | Item number type, coded | C | an..35 | | an..35 | TGS Specific Characteristic |
| 1131 | Code list qualifier | C | an..3 | C | an..3 | |
| 3055 | Code list responsible agency, coded | C | an..3 | C | an..3 | |
| 5495 | SUB-LINE INDICATOR, CODED | C | an..3 | N | | |
| 1222 | CONFIGURATION LEVEL | C | n..2 | C | n..2 | = 1 it's actually a sub-line |
| 7083 | CONFIGURATION, CODED | C | an..3 | N | | A Added to the configuration (Note)<br>I Included in the configuration |
| NOTE – This parameter specifies if the line added is included to the price of the configuration. Default value is included to the configuration (means that the service is included in the price). | | | | | | |

| GRP 25 | PIA ADDITIONAL PRODUCT ID | C | 5 |
|---|---|---|---|

| Data number | Data name | Status UNSM | Format UNSM | Profile status | Profile format | Notes/Code list |
|---|---|---|---|---|---|---|
| 4347 | PRODUCT ID FUNCTION QUALIFIER | M | an..3 | M | an..3 | |
| C212 | ITEM NUMBER IDENTIFICATION | M | | M | | |
| 7140 | Item number | C | an..35 | C | an..35 | |
| 7143 | Item number type, coded | C | an..3 | C | an..3 | LCI Logical channel ID<br>PVS Protocol Version Supported. |
| 1131 | Code list qualifier | C | an..3 | C | an..3 | |
| 3055 | Code list responsible agency, coded | C | an..3 | C | an..3 | |
| C212 | ITEM NUMBER IDENTIFICATION | C | | N | | |
| 7140 | Item number | C | an..35 | | | |
| 7143 | Item number type, coded | C | an..3 | | | |
| 1131 | Code list qualifier | C | an..3 | | | |
| 3055 | Code list responsible agency, coded | C | an..3 | | | |
| C212 | ITEM NUMBER IDENTIFICATION | C | | N | | |
| 7140 | Item number | C | an..35 | | | |
| 7143 | Item number type, coded | C | an..3 | | | |
| 1131 | Code list qualifier | C | an..3 | | | |
| 3055 | Code list responsible agency, coded | C | an..3 | | | |
| C212 | ITEM NUMBER IDENTIFICATION | C | | N | | |
| 7140 | Item number | C | an..35 | | | |
| 7143 | Item number type, coded | C | an..3 | | | |
| 1131 | Code list qualifier | C | an..3 | | | |
| 3055 | Code list responsible agency, coded | C | an..3 | | | |
| C212 | ITEM NUMBER IDENTIFICATION | C | | N | | |
| 7140 | Item number | C | an..35 | | | |
| 7143 | Item number type, coded | C | an..3 | | | |
| 1131 | Code list qualifier | C | an..3 | | | |
| 3055 | Code list responsible agency, coded | C | an..3 | | | |

NOTES

1 LCI (item number code) must be used only to specify a logical channel ID type, when the value of data 7140 (line number) of LIN segment is one of PCI, LIC, HIC, LTC, HTC, LOC, HOC. The value of logical channel ID is specified with the data 7140 of the segment.

2 PVS (item number code) must be used only to specify the protocol version of physical Interface, when the value of data 7140 (line number) of LIN segment is PIT. The protocol versions specified with the data 7140 of the segment.

| | | | |
|---|---|---|---|
| GRP N 25 | MEA MEASUREMENT | C | 5 |

| Data number | Data name | Status UNSM | Format UNSM | Profile status | Profile format | Notes/Code list |
|---|---|---|---|---|---|---|
| 6311 | Measurement application qualifier | M | an..3 | M | an..3 | SV Specification value |
| C502 | Measurement details | C | | C | | |
| 6313 | Measurement dimension coded | C | an..3 | C | an..3 | |
| 6321 | Measurement significance | C | an..3 | C | an..3 | 4 = Equal to |
| 6155 | Measurement attribute coded | C | an..3 | N | | |
| C174 | Range/value | C | | C | | |
| 6411 | Measure unit qualifier | C | an..3 | | | See UN/ECE Recommendation 20<br>NBR Number<br>BAU Bit per Second<br>MLS Millisecond |
| 6314 | Measurement value | C | n..18 | M | n..18 | |
| 6162 | Range minimum | C | n..18 | N | | |
| 6152 | Range maximum | C | n..18 | N | | |
| 7183 | Surface/layer indicator coded | C | an..3 | N | | |

NOTE – This segment, if present, shall conform to the following rules:

- Qualified by data element 6411, value NBR, if the data element 7140 of the related segment LIN has one of the following values: OWS, IWS, OPS, IPS, W1, N2, or K.
- Qualified by data element 6411, value MLS, if the data element 7140 of the related segment LIN has one of the following values: T1, T2, MT1, or MT2.
- Qualified by data element 6411, value BAU, if the data element 7140 of the related segment LIN has one of the following values: OTC, or ITC.

| | | | |
|---|---|---|---|
| GRP N 25 | MOA MONETARY AMOUNT | C | 1 |

NOTE – The way this segment may be used is for further study. It should be used to specify a monetary amount related to the line item.

| | | |
|---|---|---|
| SEGMENT GROUP 33 | C | 1 |

| | | | |
|---|---|---|---|
| GRP N 33 | TAX DUTY/TAX/FEE DETAILS | C | 1 |

NOTE – The way this segment may be used is for further study. It should be used to specify the tax information related to the line item.

| | | | |
|---|---|---|---|
| GRP N 33 | MOA MONETARY AMOUNT | C | 1 |

NOTE – The way this segment may be used is for further study. It should be used to specify a monetary amount related to the tax/fee.

### 9.2.4 Trailer section

#### 9.2.4.1 Structure of the trailer section

| TRAILER SECTION | |
|---|---|
| UNS | To separate trailer section form detail section |
| MOA | To give the global amount of the order |
| UNT | To indicate the message trailer |

#### 9.2.4.2 Segment description

See Table 15.

TABLE 15/X.163

**ORDERS Message trailer section**

| | | | |
|---|---|---|---|
| | UNS SECTION CONTROL | M | 1 |

Function: To separate the detail section from the TRAILER SECTION

| Data number | Data name | Status UNSM | Format UNSM | Profile status | Profile format | Notes/Code list |
|---|---|---|---|---|---|---|
| 0081 | SECTION IDENTIFICATION | M | a1 | M | a1 | D Detail section-summary separation |

| | | | |
|---|---|---|---|
| | MOA MONETARY AMOUNT | C | 1 |

Function: To specify the global amount of the order

| Data number | Data name | Status UNSM | Format UNSM | Profile status | Profile format | Notes/Code list |
|---|---|---|---|---|---|---|
| Data number | | Format | Status | Format | | |
| C516 | MONETARY AMOUNT | M | | M | | |
| 5025 | Monetary amount type qualifier | M | an..3 | M | an..3 | |
| 5004 | Monetary amount | C | n..18 | C | n..18 | |
| 6345 | Currency, coded | C | an..3 | C | an..3 | |
| 6343 | Currency qualifier | C | an..3 | C | an..3 | |
| 4405 | Status, coded | C | an..3 | N | | |

| | | | |
|---|---|---|---|
| | UNT MESSAGE TRAILER | M | 1 |

| Data number | Data name | Status UNSM | Format UNSM | Profile status | Profile format | Notes/Code list |
|---|---|---|---|---|---|---|
| 0074 | NUMBER OF SEGMENTS IN A MESSAGE | M | n..6 | M | n..6 | |
| 0062 | MESSAGE REFERENCE NUMBER | M | n..14 | M | n..14 | |

## 9.3 ORDRSP message

### 9.3.1 Message profile structure

This subclause describes the structure of the profile of the ORDRSP message to be used in the CNMe context (see Figure 6).

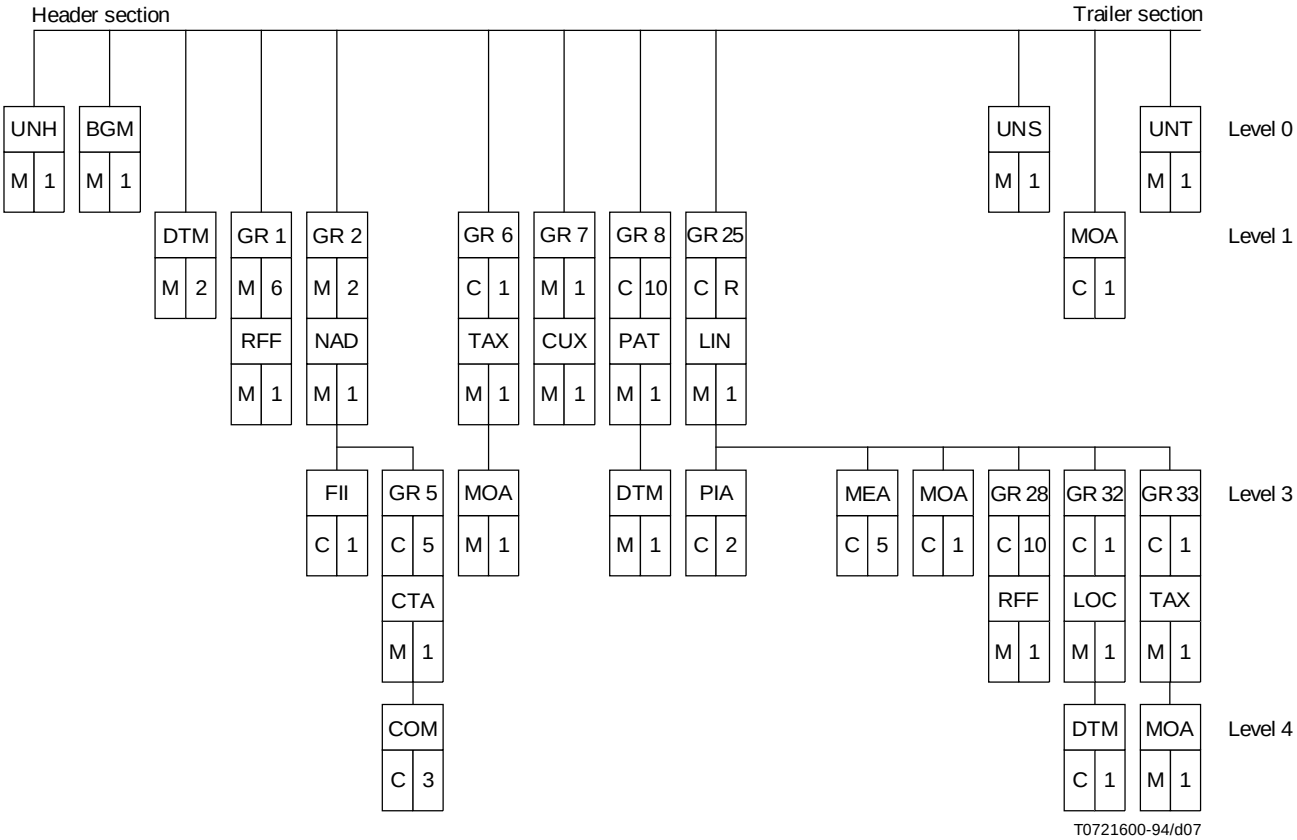


FIGURE 6/X.163

**ORDRSP message structure**

### 9.3.2 Header section

#### 9.3.2.1 Structure of the header section

| HEADER SECTION | |
|---|---|
| UNH | Identification of EDIFACT message |
| BGM | Identifies the beginning of the message and provides with the order's number |
| DTM | Date of order's creation<br>Date of delivery as required |
| RFF | Identification of the contract and the relevant documents like the previous order's number |
| NAD | Name and address of the buyer, the provider and the delivery place if required |
| FII | For the buyer (i.e. the customer), to identify a Bank account number and the related financial institution |
| CTA | To give the name of person or department to whom communication should be directed, inside the buyer's organisation |
| COM | To give communication numbers of the person whom communication should be directed |
| CUX | To specify the currency used in the transaction |
| PAT | To specify the date/time basis and relevant amount for payment |

#### 9.3.2.2 Segment description

See Tables 16 and 17.

TABLE 16/X.163

**ORDRSP Message header**

| | | |
|---|---|---|
| UNH Message header | M | 1 |

| Data number | Data name | Status UNSM | Format UNSM | Profile status | Profile format | Notes/Code list |
|---|---|---|---|---|---|---|
| 0062 | MESSAGE REFERENCE NUMBER | M | an..14 | M | an..14 | |
| S009 | MESSAGE IDENTIFIER | M | | M | | |
| 0065 | Message type identifier | M | an..6 | M | an..6 | = ORDRSP |
| 0052 | Message type version number | M | an..3 | M | an..3 | = 1 |
| 0054 | Message type release number | M | an..3 | M | an..3 | = 921 |
| 0051 | Controlling agency | M | an..2 | M | an..2 | = UN |
| 0057 | Association assigned code | C | an..6 | N | | |
| 0068 | COMMON ACCESS REFERENCE | C | | N | | |
| S010 | STATUS OF TRANSFER | C | | C | | |
| 0070 | Sequence message transfer number | M | n..2 | M | n..2 | |
| 0073 | First/last sequence message transfer | C | a1 | C | a1 | |

TABLE 17/X.163

**ORDRSP Message body**

| | | |
|---|---|---|
| BGM Beginning of message | M | 1 |

| Data number | Data name | Status UNSM | Format UNSM | Profile status | Profile format | Notes/Code list |
|---|---|---|---|---|---|---|
| C002 | DOCUMENT/MESSAGE NAME | C | | | C | |
| 1001 | Document/message name, coded | C | an..3 | C | an..3 | 231 = Purchase Order Response |
| 1131 | Code list qualifier | C | an..3 | C | an..3 | |
| 3055 | Code list responsible agency, coded | C | an..3 | C | an..3 | = UN/ECE |
| 1000 | Document/message name | C | an..35 | M | an..35 | |
| 1004 | DOCUMENT/MESSAGE NUMBER | C | an..35 | C | an..35 | |
| 1225 | MESSAGE FUNCTION, CODED | C | an..3 | N | | (Note)<br>4 = Change<br>29 = Accepted without amendment<br>27 = Not accepted<br>30 = Accepted with amendment in the detail section |
| 4343 | RESPONSE TYPE, CODED | C | an..2 | N | | |

NOTE – The different values should be used as follows:
29: To indicate that the related order is accepted as received.
27: To indicate that the related purchase order is rejected.
30: To indicate that the related Order is accepted with some modifications in the parameters specified in the detail section.
Other value: in case of negotiation procedure.

| DTM Date/time/period | M | 2 |
|---|---|---|

Function: To give the date/time of ordering

To give the requested date time of delivery

| Data number | Data name | Status UNSM | Format UNSM | Profile status | Profile format | Notes/Code list |
|---|---|---|---|---|---|---|
| C507 | DATE/TIME/PERIOD | M | | M | | |
| 2005 | Date/time/period qualifier | M | an..3 | M | an..3 | 137 = Document/message date – time<br>4 = Order date/time<br>2 = Requested delivery date/time |
| 2380 | Date/time/period | C | an..35 | M | an..35 | |
| 2379 | Date/time/period format qualifier | C | an..3 | M | an..3 | = 101 (YYMMDD) |

| SEGMENT GROUP 1 | M | 2 |
|---|---|---|

| GRP N 1 | RFF REFERENCE | M | 1 |
|---|---|---|---|

| Data number | Data name | Status UNSM | Format UNSM | Profile status | Profile format | Notes/Code list |
|---|---|---|---|---|---|---|
| C506 | REFERENCE | M | | M | | |
| 1153 | Reference qualifier | M | an..3 | M | an..3 | CT Contract Number<br>ACW Reference of a previous Message<br>BO Buyer's Order Number<br>VN Order Number affected by the seller<br>OP Original Purchase Order: reference to the first order of the transaction<br>POR Purchase Order Response Number |
| 1154 | Reference number | C | an..35 | C | an..35 | |
| 1156 | Line number | C | an..6 | N | | |
| 4000 | Reference version number | C | an..35 | N | | |

| | | | |
|---|---|---|---|
| SEGMENT GROUP 2 | | M | 3 |
| GRP N 2 | NAD NAME AND ADDRESS | M | 1 |

| Data number | Data name | Status UNSM | Format UNSM | Profile status | Profile format | Notes/Code list |
|---|---|---|---|---|---|---|
| 3035 | PARTY QUALIFIER | M | an..3 | M | an..3 | BY Buyer<br>SE Seller (service provider) |
| C082 | PARTY IDENTIFICATION DETAILS | C | | | | |
| 3039 | Party id identification | M | an..17 | M | an..17 | Customer's number (Note 1) |
| 1131 | Code list qualifier | C | an..3 | C | an..3 | |
| 3055 | Code list responsible agency, coded | C | an..3 | C | an..3 | UNSM code of the agency |
| C058 | NAME AND ADDRESS | C | | | | |
| 3124 | Name and address line | M | an..35 | M | an..35 | |
| 3124 | Name and address line | C | an..35 | C | an..35 | |
| 3124 | Name and address line | C | an..35 | C | an..35 | |
| 3124 | Name and address line | C | an..35 | C | an..35 | |
| 3124 | Name and address line | C | an..35 | C | an..35 | |
| C080 | PARTY NAME | C | | | | (Note 2) |
| 3036 | Party name | M | an..35 | M | an..35 | |
| 3036 | Party name | C | an..35 | C | an..35 | |
| 3036 | Party name | C | an..35 | C | an..35 | |
| 3036 | Party name | C | an..35 | C | an..35 | |
| 3036 | Party name | C | an..35 | C | an..35 | |
| C059 | STREET | C | an..35 | C | an..35 | |
| 3042 | Street and number/P.O. Box | M | an..35 | M | an..35 | |
| 3042 | Street and number/P.O. Box | C | an..35 | C | an..35 | |
| 3042 | Street and number/P.O. Box | C | an..35 | C | an..35 | |
| 3164 | CITY NAME | C | an..35 | C | an..35 | |
| 3229 | COUNTRY SUB-ENTITY IDENTIFICATION | C | an..9 | C | an..9 | |
| 3251 | POSTCODE IDENTIFICATION | C | an..8 | C | an..8 | |
| 3207 | COUNTRY, CODED | C | an..3 | C | an..3 | |

NOTES

1 Depending on the legal policy in force, this number may be:

– a number provided by a government agency (e.g.: SIREN number in France);

– a number provided by an association (e.g.: EAN);

– a number provided by the service provider: in this case the value of the data 3055 must be "ZZZ", which means mutually defined.

2 The clear name and address description provision are optional, since the customer's number is provided. If used, it is recommended to use the structured way of description (use of data C080, C059, 3164, 3229) rather than the free form (data 058).

| | | | |
|---|---|---|---|
| GRP N 2 | FII Financial institution information | C | 1 |

| Data number | Data name | Status UNSM | Format UNSM | Profile status | Profile format | Notes/Code list |
|---|---|---|---|---|---|---|
| 3035 | PARTY QUALIFIER | M | an..3 | M | an..3 | BB Buyer's Bank |
| C078 | ACCOUNT IDENTIFICATION | C | | C | | |
| 3194 | Account holder number | C | an..17 | C | an..17 | |
| 3192 | Account holder name | C | an..35 | C | an..35 | |
| 3192 | Account holder name | C | an..35 | C | an..35 | |
| 6345 | Currency, coded | C | an..3 | C | an..3 | |
| C088 | INSTITUTION IDENTIFICATION | C | | C | | |
| 3433 | Institution name identification | C | an..11 | C | an..11 | |
| 1131 | Code list qualifier | C | an..3 | C | an..3 | |
| 3055 | Code list responsible agency, coded | C | an..3 | C | an..3 | |
| 3434 | Institution branch number | C | an..17 | C | an..17 | |
| 1131 | Code list qualifier | C | an..3 | C | an..3 | |
| 3055 | Code list responsible agency, coded | C | an..3 | C | an..3 | |
| 3432 | Institution name | C | an..70 | C | an..70 | |
| 3436 | Institution branch place | C | an..70 | C | an..70 | |
| 3207 | COUNTRY, CODED | C | an..3 | C | an..3 | |
| NOTE – This segment, when present, should be only dependant of NAD segment qualified by BY (buyer). | | | | | | |

| | | |
|---|---|---|
| SEGMENT GROUP 5 | C | 3 |

| | | | |
|---|---|---|---|
| GRP N 5 | CTA Contact information | M | 1 |

Function: To give the name of the department/employee to be contacted in the NAD segment qualified by SE (Service Provider)

| Data number | Data name | Status UNSM | Format UNSM | Profile status | Profile format | Notes/Code list |
|---|---|---|---|---|---|---|
| 3139 | CONTACT FUNCTION, CODED | C | an..3 | C | an..3 | DL Delivery Contact<br>OC Order Contact<br>IC Information Contact |
| C056 | DEPARTMENT OR EMPLOYEE DETAILS | C | an..17 | C | an..17 | |
| 3413 | Department or employee identification | C | an..17 | C | an..17 | |
| 3412 | Department or employee | C | an..35 | C | an..35 | |

| GRP N 5 | COM: COMMUNICATION CONTACT | C | 3 |
|---|---|---|---|

| Data number | Data name | Status UNSM | Format UNSM | Profile status | Profile format | Notes/Code list |
|---|---|---|---|---|---|---|
| C076 | COMMUNICATION CONTACT | M | M | M | M | |
| 3148 | Communication number | M | an..35 | M | an..35 | Telephone, telex, fax number |
| 3155 | Communication channel qualifier | M | an..3 | M | an..3 | TE Telephone<br>TL Telex<br>FX Fax<br>XF X.400 address |

| SEGMENT GROUP 6 | C | 1 |
|---|---|---|

| GRP N 6 | TAX DUTY/TAX/FEE DETAILS | M | 1 |
|---|---|---|---|

| Data number | Data name | Status UNSM | Format UNSM | Profile status | Profile format | Notes/Code list |
|---|---|---|---|---|---|---|
| 5283 | DUTY/TAX/FEE FUNCTION QUALIFIER | M | an..3 | M | an..3 | |
| C241 | DUTY/TAX/FEE TYPE | C | | C | | |
| 5153 | Duty/tax/fee type, coded | C | an..3 | C | an..3 | |
| 1131 | Code list qualifier | C | an..3 | C | an..3 | |
| 3055 | Code list responsible agency, coded | C | an..3 | C | an..3 | |
| 5152 | Duty/tax/fee type | C | an..35 | C | an..35 | |
| C533 | DUTY/TAX/FEE ACCOUNT DETAIL | C | | C | | |
| 5289 | Duty/tax/fee account identification | M | an..6 | M | an..6 | |
| 1131 | Code list qualifier | C | an..3 | C | an..3 | |
| 3055 | Code list responsible agency, coded | C | an..3 | C | an..3 | |
| 5286 | DUTY/TAX/FEE ASSESSMENT BASIS | C | an..15 | C | an..15 | |
| C243 | DUTY/TAX/FEE DETAIL | C | | C | | |
| 5279 | Duty/tax/fee rate identification | C | an..7 | C | an..7 | |
| 1131 | Code list qualifier | C | an..3 | C | an..3 | |
| 3055 | Code list responsible agency, coded | C | an..3 | C | an..3 | |
| 5278 | Duty/tax/fee rate | C | an..17 | C | an..17 | |
| 5273 | Duty/tax/fee rate basis identification | C | an..12 | C | an..12 | |
| 1131 | Code list qualifier | C | an..3 | C | an..3 | |
| 3055 | Code list responsible agency, coded | C | an..3 | C | an..3 | |
| 5305 | DUTY/TAX/FEE CATEGORY, CODED | C | an..3 | C | an..3 | |
| 3446 | PARTY TAX IDENTIFICATION NUMBER | C | an..3 | C | an..3 | |

| GRP N 6 | MOA MONETARY AMOUNT | M | 1 |
|---|---|---|---|

| Data number | Data name | Status UNSM | Format UNSM | Profile status | Profile format | Notes/Code list |
|---|---|---|---|---|---|---|
| Data number | | Format | Status | Format | | |
| C516 | MONETARY AMOUNT | M | | M | | |
| 5025 | Monetary amount type qualifier | M | an..3 | M | an..3 | 58 = Fee amount |
| 5004 | Monetary amount | C | n..18 | C | n..18 | |
| 6345 | Currency, coded | C | an..3 | C | an..3 | |
| 6343 | Currency qualifier | C | an..3 | C | an..3 | |
| 4405 | Status, coded | C | an..3 | N | | |

| SEGMENT GROUP 7 | M | 1 |
|---|---|---|

| GRP 7 | CUX CURRENCIES | M | 1 |
|---|---|---|---|

Function: To specify the currency used to calculate the order's amount

| Data number | Data name | Status UNSM | Format UNSM | Profile status | Profile format | Notes/Code list |
|---|---|---|---|---|---|---|
| C504 | CURRENCY DETAILS | C | | C | | |
| 6347 | Currency details qualifier | M | an..3 | M | an..3 | 5 = Calculation base currency |
| 6345 | Currency, coded | C | an..3 | C | an..3 | |
| 6343 | Currency qualifier | C | an..3 | C | an..3 | |
| 6348 | Currency rate base | C | n..4 | C | n..4 | |
| C504 | CURRENCY DETAILS | C | | C | | |
| 6347 | Currency details qualifier | M | an..3 | M | an..3 | |
| 6345 | Currency, coded | C | an..3 | C | an..3 | |
| 6343 | Currency qualifier | C | an..3 | C | an..3 | |
| 6348 | Currency rate base | C | n..4 | C | n..4 | |
| 5402 | RATE OF EXCHANGE | C | n..12 | N | | |
| 6341 | CURRENCY MARKET EXCHANGE, CODED | C | an..3 | N | | |

| | | |
|---|---|---|
| SEGMENT GROUP 8 | C | 10 |

NOTE – The use of segment group 8 is for further study.

| | | | |
|---|---|---|---|
| GRP 8 | PAT PAYMENT TERMS BASIS | M | 1 |

| Data number | Data name | Status UNSM | Format UNSM | Profile status | Profile format | Notes/Code list |
|---|---|---|---|---|---|---|
| 4279 | PAYMENT TERMS TYPE QUALIFIER | M | an..3 | M | an..3 | See UNSM code list |
| C110 | PAYMENT TERMS | C | | C | | |
| 4277 | Terms of payment identification | M | an..17 | M | an..17 | |
| 1131 | Code list qualifier | C | an..3 | C | an..3 | |
| 3055 | Code list responsible agency, coded | C | an..3 | C | an..3 | |
| 4276 | Terms of payment | C | an..35 | C | an..35 | |
| 4276 | Terms of payment | C | an..35 | C | an..35 | |
| C112 | TERMS/TIME INFORMATION | C | | C | | |
| 2475 | Payment time reference, coded | M | an..3 | M | an..3 | |
| 2009 | Time relation, coded | C | an..3 | C | an..3 | |
| 2151 | Type of period, coded | C | an..3 | C | an..3 | |
| 2152 | Number of periods | C | n..3 | C | n..3 | |

| | | | |
|---|---|---|---|
| GRP 8 | DTM DATE/TIME/PERIOD | M | 1 |

| Data number | Data name | Status UNSM | Format UNSM | Profile status | Profile format | Notes/Code list |
|---|---|---|---|---|---|---|
| C507 | DATE/TIME/PERIOD | M | | M | | |
| 2005 | Date/time/period qualifier | M | an..3 | M | an..3 | |
| 2380 | Date/time/period | C | an..35 | M | an..35 | |
| 2379 | Date/time/period format qualifier | C | an..3 | M | an..3 | |

### 9.3.3 Detail Section

#### 9.3.3.1 Principles

The structure and content of the detail section id divided into two parts:

- A Product Group which identifies the type of product to be ordered, its generic parameters and the relevant delivery conditions. This section is independant of the type of ordered product.
- A Specific Characteristics Group which contains parameters related to a given service or product, as defined in the Product group.

**Use of the detail section**

**Principles**

The ORDRSP message is related to an ORDERS messages issued by the customer and is the provider's response to the order.

For each order (creation, reconfiguration or cancellation), included in the message (corresponding to a Product Group Line in the related ORDERS) the provider's response shall be one and only one of this:

- Acceptance of the service order, which means that the service required will be completed as ordered without any change.
- Acceptance with amendment, which means that the provider accepts the service order but proposes some changes in the parameters of the order.
- A refusal, which means that the provider rejects the service order for some reasons.

**Acceptance**

In this case the ORDRSP message shall contain one of this:

- A complete copy of the parameters issued by the customer in the Product Group Line and in the related Specific Characteristics line. The provider may add additionnal parameters, like the DTE address or in case of use of default value.
- A partial copy of the parameters, if the information needs to be completed in case of use of default value.
- Only the copy of the Product Group Line, containing the contractual reference.

The provider's behaviour depends on the national policy in force and on the agreement between the customer and the provider.

**Acceptance with amendment**

In this case the ORDRSP detail section may contain:

- Either a complete copy of the parameters issued by the customer in the Product Group Line and in the related Specific Characteristics line. Lines of Specific Characteristic corresponding to the refused parameters must bear the indication "changed" (Segment LIN data 1229, value "3"). The provider may add additionnal parameters, like the DTE address or in case of use of default value.
- Or the list of the changed parameters. Lines of Specific Characteristic group must then bear the indication "changed" (Segment LIN data 1229, value "3"). The provider may add additionnal parameters, like the DTE address or in case of use of default value.

The provider's behaviour depends on the national policy in force and on the agreement between the customer and the provider.

**Refusal**

In this case the ORDRSP detail section shall contain:

- Either a complete copy of the parameters issued by the customer in the Product Group Line and in the related Specific Characteristics line. Lines of Specific Characteristic corresponding to the refused parameters must bear the indication "Not Accepted" (Segment LIN data 1229, value "7"). The provider may add additionnal parameters, like the DTE address or in case of use of default value.
- Or the list of the changed parameters. Lines of Specific Characteristic corresponding to the refused parameters must bear the indication "Not Accepted" (Segment LIN data 1229, value "7"). The provider may add additionnal parameters, like the DTE address or in case of use of default value.

The provider's behaviour depends on the national policy in force and on the agreement between the customer and the provider.

#### 9.3.3.2 Detail section – Product group

##### 9.3.3.2.1 Structure

The structure of the Product group is described below:

| DETAIL SECTION – PRODUCT GROUP | |
|---|---|
| LIN | To identify a group of attributes related to an X.25 service access |
| PIA | To specify additional identification of the product, such as the DTE address |
| MOA | To give the amount of the related amount of the required in this line |
| RFF | To give contract references in case of a multiple X.25 access order inside a unique EDIFACT message |
| LOC | To specifiy the delivery location if it differs from the one given in the Header section |
| DTM | To specify a date of delivery if it differs from the one given in the Header section |
| TAX | To specify the relevant duty/tax/fee information |
| MOA | To specify the relevant amount of tax |

#### 9.3.3.2.2 Description of segments

See Table 18.

TABLE 18/X.163

**ORDRSP Message body – Detail section**

| | | | |
|---|---|---|---|
| SEGMENT GROUP 25 | | C | R |
| GRP 25 | LIN LINE ITEM | M | 1 |

| Data number | Data name | Status UNSM | Format UNSM | Profile status | Profile format | Notes/Code list |
|---|---|---|---|---|---|---|
| 1082 | LINE ITEM NUMBER | C | n..6 | M | n..6 | |
| 1229 | ACTION REQUEST/ NOTIFICATION, CODED | C | an..3 | C | an..3 | 5 = Accepted without amendment (Note)<br>6 = Accepted with amendment<br>7 = Not accepted |
| C212 | ITEM NUMBER IDENTIFICATION | C | | C | | |
| 7140 | Item number | C | an..35 | C | an..35 | Refer to Annex A |
| 7143 | Item number type, coded | C | an..35 | | an..35 | TGP Telecommunication Product |
| 1131 | Code list qualifier | C | an..3 | C | an..3 | |
| 3055 | Code list responsible agency, coded | C | an..3 | C | an..3 | Code for ITU-T |
| 5495 | SUB-LINE INDICATOR, CODED | C | an..3 | C | an..3 | |
| 1222 | CONFIGURATION LEVEL | C | n..2 | C | n..2 | = 0 if TGP |
| 7083 | CONFIGURATION, CODED | C | an..3 | N | | |

NOTE – Accepted without amendment – Enables to indicate that provision of the related service is accepted as described in the service order.

Accepted with amendment – Enables to indicate that provision of the related service is accepted with some modifications regarding to the service order. Modifications are described in the related Specific Characteristic Group.

Not Accepted – Enables to indicate that the provision of the related service is refused by the provider. The Specific Characteristic Group contains the parameters which causes the refusal.

The default value is: “Accepted without amendment” (“5”).

| | | | |
|---|---|---|---|
| GRP 25 | PIA ADDITIONAL PRODUCT INFORMATION | C | 2 |

This segment is used to provide additional identifications, in particular it enables to give the DTE address of an X.25 TerminationPoint.

The description of this segment is the same as in the ORDERS message.

| | | | |
|---|---|---|---|
| GRP N 25 | MOA MONETARY AMOUNT | C | 1 |

NOTE – The way this segment may be used is for further study. It should be used to specify a monetary amount related to the line item.

| | | |
|---|---|---|
| SEGMENT GROUP 28 | M | 1 |

| | | | |
|---|---|---|---|
| GRP N 28 | RFF REFERENCE | M | 1 |

This segment is used to specify the order number if the message includes more than one TCP lines.

| Data number | Data name | Status UNSM | Format UNSM | Profile status | Profile format | Notes/Code list |
|---|---|---|---|---|---|---|
| C506 | REFERENCE | M | | M | | |
| 1153 | Reference qualifier | M | an..3 | M | an..3 | ON Order Number<br>POR Purchase Order Response Number |
| 1154 | Reference number | C | an..35 | C | an..35 | |
| 1156 | Line number | C | an..6 | N | | |
| 4000 | Reference version number | C | an..35 | N | | |

| | | | |
|---|---|---|---|
| SEGMENT GROUP 32 | | C | 1 |

| | | | |
|---|---|---|---|
| GRP N 32 | LOC LOCATION | M | 1 |

The LOC segment is to be used to specify a more precise location (a department, room number, etc.) inside the name and address of delivery given in the header section.

| Data number | Data name | Status UNSM | Format UNSM | Profile status | Profile format | Notes/Code list |
|---|---|---|---|---|---|---|
| 3227 | Place/location qualifier | C | an..3 | C | an..3 | 7 = Place of delivery |
| C517 | Location identification | C | | C | | |
| 3225 | Location/place identification | C | an..25 | C | an..25 | |
| 1131 | Code list qualifier | C | an..3 | C | an..3 | |
| 3055 | Code list responsible agency, coded | C | an..3 | C | an..3 | |
| 3024 | Place/location | C | an..17 | C | an..17 | |
| C519 | Related location one identification | C | | N | | |
| 3224 | Related location/place one identification | C | an..25 | N | | |
| 1131 | Code list qualifier | C | an..3 | N | | |
| 3055 | Code list responsible agency, coded | C | an..3 | N | | |
| 3222 | Related place/location one | C | an..17 | N | | |
| C519 | Related location two identification | C | | N | | |
| 3224 | Related location/place two identification | C | an..25 | N | | |
| 1131 | Code list qualifier | C | an..3 | N | | |
| 3055 | Code list responsible agency, coded | C | an..3 | N | | |
| 3222 | Related place/location two | C | an..17 | N | | |
| 5479 | Relation coded | C | an..3 | N | | |

| | | | |
|---|---|---|---|
| GRP N 32 | DTM DATE/TIME PERIOD | C | 1 |

Function: To give the date and time of delivery if it is different from the one given in the header section

| Data number | Data name | Status UNSM | Format UNSM | Profile status | Profile format | Notes/Code list |
|---|---|---|---|---|---|---|
| C507 | DATE/TIME/PERIOD | M | | M | | |
| 2005 | Date/time/period qualifier | M | an..3 | M | an..3 | 17 = Estimated delivery date/time |
| 2380 | Date/time/period | C | an..35 | M | an..35 | |
| 2379 | Date/time/period format qualifier | C | an..3 | M | an..3 | = 101 (YYMMDD)<br>= 202 (YYMMDDHHMM) |

| | | | |
|---|---|---|---|
| SEGMENT GROUP 33 | | C | 1 |

| | | | |
|---|---|---|---|
| GRP N 33 | TAX DUTY/TAX/FEE DETAILS | M | 1 |

NOTE – The way this segment may be used is for further study. It should be used to specify the tax information related to the line item.

| | | | |
|---|---|---|---|
| GRP N 33 | MOA MONETARY AMOUNT | M | 1 |

NOTE – The way this segment may be used is for further study. It should be used to specify a monetary amount related to the line item.

#### 9.3.3.3 Detail section: Specific characteristics group

##### 9.3.3.3.1 Specific characteristics group for X.25 access

The specific characteristic group specifies the different attributes related to the type of product X.25 acces, described in the related Product group.

| DETAIL SECTION – SPECIFIC CHARACTERISTIC GROUP | | |
|---|---|---|
| LIN | To identify an attribute related to a product | |
| | PIA | To give more information to specify an attribute |
| | MEA | To specify a measurement related to an attribute |
| | MOA | To specify a monatory amount related to an attribute |
| | TAX | To specify the relevant duty/tax/fee information |
| | MOA | To specify the relevant amount of duty/tax/fee |

| DETAIL SECTION – SPECIFIC CHARACTERISTICS GROUP |
|---|

| SEGMENT GROUP 25 | C | R |
|---|---|---|

| GRP 25 | LIN LINE ITEM | M | 1 |
|---|---|---|---|

| Data number | Data name | Status UNSM | Format UNSM | Profile status | Profile format | Notes/Code list |
|---|---|---|---|---|---|---|
| 1082 | LINE ITEM NUMBER | C | n..6 | M | n..6 | Line number inside a given Product GROUP |
| 1229 | ACTION REQUEST/ NOTIFICATION, CODED | C | an..3 | C | an..3 | 5 = Accepted without amendment (Note 1)<br>6 = Accepted with amendment<br>7 = Not accepted |
| C212 | ITEM NUMBER IDENTIFICATION | C | | C | | |
| 7140 | Item number | C | an..35 | C | an..35 | Refer to Annex A |
| 7143 | Item number type, coded | C | an..35 | | an..35 | TGS Specific Characteristic |
| 1131 | Code list qualifier | C | an..3 | C | an..3 | |
| 3055 | Code list responsible agency, coded | C | an..3 | C | an..3 | |
| 5495 | SUB-LINE INDICATOR, CODED | C | an..3 | N | | |
| 1222 | CONFIGURATION LEVEL | C | n..2 | C | n..2 | = 1 it's actually a sub-line |
| 7083 | CONFIGURATION, CODED | C | an..3 | N | | A Added to the configuration (Note 2)<br>I Included in the configuration |

NOTES

1 Accepted without amendment – Enables to indicate that provision of the related service is accepted as described in the service order.

Accepted with amendment – Enables to indicate that provision of the related service is accepted with some modifications regarding to the service order. Modifications are described in the related Specific Characteristic Group.

Not Accepted – Enables to indicate that the provision of the related service is refused by the provider. The Specific Characteristic Group contains the parameters which causes the refusal.

The default value is: "Accepted without amendment" ("5").

2 This parameter specifies if the line added is included to the price of the configuration. Default value is included to the configuration (means that the service is included in the price).

| | | | |
|---|---|---|---|
| GRP 25 | PIA ADDITIONAL PRODUCT ID | C | 2 |

| Data number | Data name | Status UNSM | Format UNSM | Profile status | Profile format | Notes/Code list |
|---|---|---|---|---|---|---|
| 4347 | PRODUCT ID FUNCTION QUALIFIER | M | an..3 | M | an..3 | |
| C212 | ITEM NUMBER IDENTIFICATION | M | | M | | |
| 7140 | Item number | C | an..35 | C | an..35 | |
| 7143 | Item number type, coded | C | an..3 | C | an..3 | LCI Logical channel ID<br>PVS Protocol Version Supported |
| 1131 | Code list qualifier | C | an..3 | C | an..3 | |
| 3055 | Code list responsible agency, coded | C | an..3 | C | an..3 | |
| C212 | ITEM NUMBER IDENTIFICATION | C | | N | | |
| 7140 | Item number | C | an..35 | | | |
| 7143 | Item number type, coded | C | an..3 | | | |
| 1131 | Code list qualifier | C | an..3 | | | |
| 3055 | Code list responsible agency, coded | C | an..3 | | | |
| C212 | ITEM NUMBER IDENTIFICATION | C | | N | | |
| 7140 | Item number | C | an..35 | | | |
| 7143 | Item number type, coded | C | an..3 | | | |
| 1131 | Code list qualifier | C | an..3 | | | |
| 3055 | Code list responsible agency, coded | C | an..3 | | | |
| C212 | ITEM NUMBER IDENTIFICATION | C | | N | | |
| 7140 | Item number | C | an..35 | | | |
| 7143 | Item number type, coded | C | an..3 | | | |
| 1131 | Code list qualifier | C | an..3 | | | |
| 3055 | Code list responsible agency, coded | C | an..3 | | | |
| C212 | ITEM NUMBER IDENTIFICATION | C | | N | | |
| 7140 | Item number | C | an..35 | | | |
| 7143 | Item number type, coded | C | an..3 | | | |
| 1131 | Code list qualifier | C | an..3 | | | |
| 3055 | Code list responsible agency, coded | C | an..3 | | | |

NOTES

1 LCI (item number code) must be used only to specify a logical channel ID type, when the value of data 7140 (line number) of LIN segment is one of PCI, LIC, HIC, LTC, HTC, LOC, HOC. The value of logical channel ID is specified with the data 7140 of the segment.

2 PVS (item number code) must be used only to specify the protocol version of physical Interface, when the value of data 7140 (line number) of LIN segment is PIT. The protocol versions are specified with the data 7140 of the segment.

| | | | |
|---|---|---|---|
| GRP N 25 | MEA MEASUREMENT | C | 5 |

| Data number | Data name | Status UNSM | Format UNSM | Profile status | Profile format | Notes/Code list |
|---|---|---|---|---|---|---|
| 6311 | Measurement application qualifier | M | an..3 | M | an..3 | SV Specification Value |
| C502 | Measurement details | C | | C | | |
| 6313 | Measurement dimension coded | C | an..3 | C | an..3 | |
| 6321 | Measurement significance | C | an..3 | C | an..3 | 4 = Equal to |
| 6155 | Measurement attribute coded | C | an..3 | N | | |
| C174 | Range/value | C | | C | | |
| 6411 | Measure unit qualifier | C | an..3 | | | See UN/ECE Recommendation 20<br>NBR Number<br>BAU Bit per Second<br>MLS Millisecond |
| 6314 | Measurement value | C | n..18 | M | n..18 | |
| 6162 | Range minimum | C | n..18 | N | | |
| 6152 | Range maximum | C | n..18 | N | | |
| 7183 | Surface/layer indicator coded | C | an..3 | N | | |

NOTE – This segment, if present, shall conform to the following rules:

- Qualified by data element 6411, value NBR, if the data element 7140 of the related segment LIN has one of the following values: OWS, IWS, OPS, IPS, W1, N2, or K.
- Qualified by data element 6411, value MLS, if the data element 7140 of the related segment LIN has one of the following values: T1, T2, MT1, or MT2.
- Qualified by data element 6411, value BAU, if the data element 7140 of the related segment LIN has one of the following values: OTC, or ITC.

| | | | |
|---|---|---|---|
| GRP N 25 | MOA MONETARY AMOUNT | C | 1 |

NOTE – The way this segment may be used is for further study. It should be used to specify a monetary amount related to the line item.

| | | |
|---|---|---|
| SEGMENT GROUP 33 | C | 1 |

| | | | |
|---|---|---|---|
| GRP N 33 | TAX DUTY/TAX/FEE DETAILS | C | 1 |

NOTE – The way this segment may be used is for further study. It should be used to specify the tax information related to the line item if this line is added (and not included) in the configuration.

| | | | |
|---|---|---|---|
| GRP N 33 | MOA MONETARY AMOUNT | C | 1 |

NOTE – The way this segment may be used is for further study. It should be used to specify a monetary amount related to the tax/fee.

### 9.3.4 Trailer section

#### 9.3.4.1 Structure of the trailer section

The structure of the trailer section is identical to the ORDERS trailer section.

#### 9.3.4.2 Segment description

The segment description of the trailer section is identical to the ORDERS trailer section.

## 10 Conformance for the CNMe interface

An implementer of an implementation for which conformance to this Recommendation is claimed, shall state:

1) that the implementation meets the compliance requirements of Recommendation X.161;

   which service sets of Annex B/X.161 are supported, if any;

2) which services of Recommendation X.161 are supported;

3) that the required EDI forms can be correctly encoded using 7-bit IA5 code for origination, and correctly decoded and interpreted on reception; and

4) whether any additional encoding/decoding rules are supported.

An implementation for which conformance to this Recommendation is claimed shall:

5) support the exchange of information electronically as specified in this Recommendation and Recommendation X.161;

   for each service supported, implement, at least, the mandatory parts of the service as defined in Recommendation X.161;

6) for each service supported, implement the origination or reception, or both, of the profiles of UN/EDIFACT messages as specified or referenced in this Recommendation; and

7) for each UN/EDIFACT message profile supported, implement origination or reception or both, in 7-bit IA5 code.

With respect to 3), 6), and 7) an implementation shall not originate data items marked as “not applicable” in the profiles specified in this Recommendation, or those that are present in the UNSM message specification but omitted from this Recommendation. It is an implementers choice whether the reception of any such data item is ignored or treated as an error.

# Annex A

# Code Lists

(This annex does not form an integral part of this Recommendation)

## A.1 Introduction

EDI messages make use of “Code Lists” so that a data item can be used to convey different sets of information. This annex gives the code lists that are specified in this Recommendation, where there are more than a few codes in the list. They are referenced from the message profile tables in the main body of this Recommendation.

## A.2 LIN Line Item Code Lists

See Tables A.1 and A.2.

TABLE A.1/X.163

**LIN Line Item Code Lists – For 7143 Item number type = TGP = Product Characteristic**

For 7143 Item number type = TGP = Product Characteristic

| Data number | Data name | Status UNSM | Format UNSM | Profile status | Profile format | Notes/Code list |
|---|---|---|---|---|---|---|
| C212 | ITEM NUMBER IDENTIFICATION | C | | C | | |
| 7140 | Item number | C | an..35 | C | an..35 | X25TT X.25 access |
| 7143 | Item number type, coded | C | an..35 | | an..35 | TGP Product Characteristic |

TABLE A.2/X.163

**LIN Line Item Code Lists – For 7143 Item number type = TGS = Specific Characteristic**

For 7143 Item number type = TGS = Specific Characteristic

| Data number | Data name | Status UNSM | Format UNSM | Profile status | Profile format | Notes/Code list | |
|---|---|---|---|---|---|---|---|
| C212 | ITEM NUMBER IDENTIFICATION | C | | C | | | |
| 7140 | Item number | C | an..35 | C | | DRT | Data rate |
| | | | | | | PIT | Type of physical interface |
| | | | | | | T1 | T1 parameter |
| | | | | | | T2 | T2 parameter |
| | | | | | | N1 | N1 parameter |
| | | | | | | N2 | N2 parameter |
| | | | | | | NSL | Number of Physical Lines |
| | | | | | | MT1 | MT1 parameter |
| | | | | | | MT2 | MT2 parameter |
| | | | | | | MT3 | MT3 parameter |
| | | | | | | IWS | Incoming Window Size |
| | | | | | | OWS | Outgoing Window Size |
| | | | | | | WS | Window Size (Note) |
| | | | | | | IPS | Incoming Packet Size |
| | | | | | | OPS | Outgoing Packet Size |
| | | | | | | PS | Packet Size (Note) |
| | | | | | | ITC | Incoming Throughput Class |
| | | | | | | OTC | Outgoing Throughput Class |
| | | | | | | TC | Throughput Class (Note) |
| | | | | | | FAC | Fast Select Acceptance |
| | | | | | | FCN | Flow Control Parameters Negotiation |
| | | | | | | RVA | Reverse Charging Acceptance |
| | | | | | | CDF | Call Deflection |
| | | | | | | CRD | Call Redirection |
| | | | | | | PCI | Permanent Channel |
| | | | | | | LIC | Lowest Incoming Channel |
| | | | | | | HIC | Highest Incoming Channel |
| | | | | | | LTC | Lowest Two-way Channel |
| | | | | | | HTC | Highest Two-way Channel |
| | | | | | | LOC | Lowest Outgoing Channel |
| | | | | | | HOC | Highest Outgoing Channel |
| 7143 | Item number type, coded | C | an..35 | | an..35 | TGS | Specific Characteristic |
| NOTE – This parameter may be used if and only if the outgoing values are equal to the incoming value. | | | | | | | |

# Annex B

## Typical sequences of CNM services

(This annex does not form an integral part of this Recommendation)

### B.1 Introduction

The CNM Service is divided into five main service Groups as follows:

- Fault Management;
- Accounting Information;
- Configuration Management;
- Security Management;
- Ordering.

Each of these service groups is divided into specific functions that are themselves provided by elementary services. This annex gives typical sequences of these elementary services for each function.

### B.2 Fault Management

The Fault Management service group is divided into the following functions:

- Alarm Notification;
- Fault History;
- Trouble Report;
- Loop set-up;
- Test host;
- Protocol monitoring.

This service group can also be divided into functions that concern loss of service (e.g. line down), and functions that concern performance trouble (e.g. connect time exceeds agreed level).

#### B.2.1 Alarm Notification (or Fault Event Handling)

The typical information flows of elementary services are shown in Figure B.5.

A fault event is one that prevents the provision of the expected service. The event, therefore, may be in the customers or the providers network. The usual work flow is notification → identification → analysis→ resolution.

#### B.2.2 Fault History

Fault histories could be provided periodically or on request as shown pictorially in Figures B.2 and B.3:

The fault history request message could include information such as:

- period;
- level of reporting;
- particular fault numbers.

The fault history report message could include information such as:

- period covered;
- faults or no faults in period.

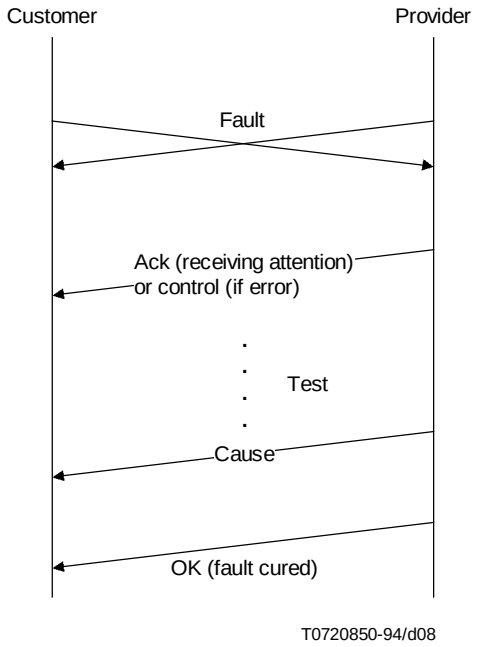


FIGURE B.1/X.163

**Fault event information flow**

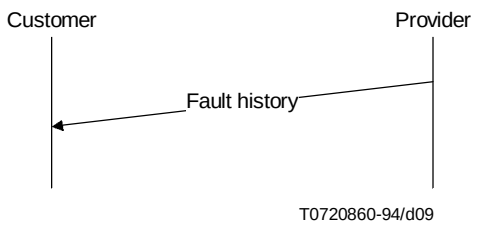


FIGURE B.2/X.163

**Periodic fault history information flow**

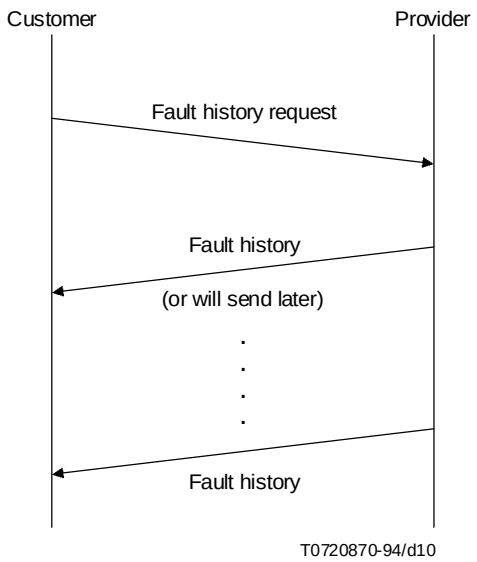


FIGURE B.3/X.163

**Requested fault history information flow**

If there are faults, then for each:

- identification of object;
- severity;
- service below agreed level or not;
- duration of fault;
- outstanding or resolved;
- perceived course;
- responsibility;
- date and time of occurrence;
- date and time of resolution or expected date of resolution;
- status (open, closed, in process).

To this would be added standard information such as Customer identification. Actions taken to resolve the problem could include a visit to the customer site that the customer will be charged for, or is covered in the service agreement.

Summary information could be included which would provide information such as number of faults if each gravity level, total down-time, and so on.

### B.2.3 Trouble Report

This function is for further study.

### B.2.4 Loop set-up

This function is for further study.

### B.2.5 Test host

This function is for further study.

### B.2.6 Protocol monitoring

This function is for further study.

## B.3 Configuration Management

The Configuration Management service group is divided into the following functions:

- Configuration inquiry.
- 2 subsets are planned: full inquiry (all information) and partial. The latter is more difficult as it requires filtering criteria.
- Service Reconfiguration (within the terms of the contract).
- Service Ordering (change to the terms of the contract).
- Service Inventory inquiry.
- Systematic call redirection.

These services could cover all sorts of matters such as X.25 line, speech line, window size, packet size, closed user groups and so on.

### B.3.1 Configuration inquiry

A configuration inquiry may be for a complete set of information related to a particular customer or for a partial set (according to some selection criteria). It would also be possible to have on automatic configuration update service.

The information flows for these services are likely to be simple request/response pairs as depicted in Figure B.4:

Refer also to the Service Inquiry service clause.

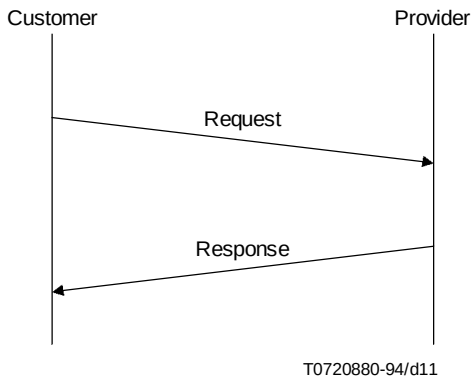


FIGURE B.4/X.163

**Service inquiry information flow**

### B.3.2 Service Reconfiguration

This function is for further study.

### B.3.3 Ordering Service

This may be divided into the following functions:

- service subscription;
- service reconfiguration (implying change to the contract);
- service cancellation.

#### B.3.3.1 X.25 Ordering

This is a specific example. Entity-relationship techniques can be used to model the basic data that could then be mapped to EDIFACT data items. Business process rules can be used to define the flow of information. A pictorial example for an order for an X.25 line is given in Figure B.5.

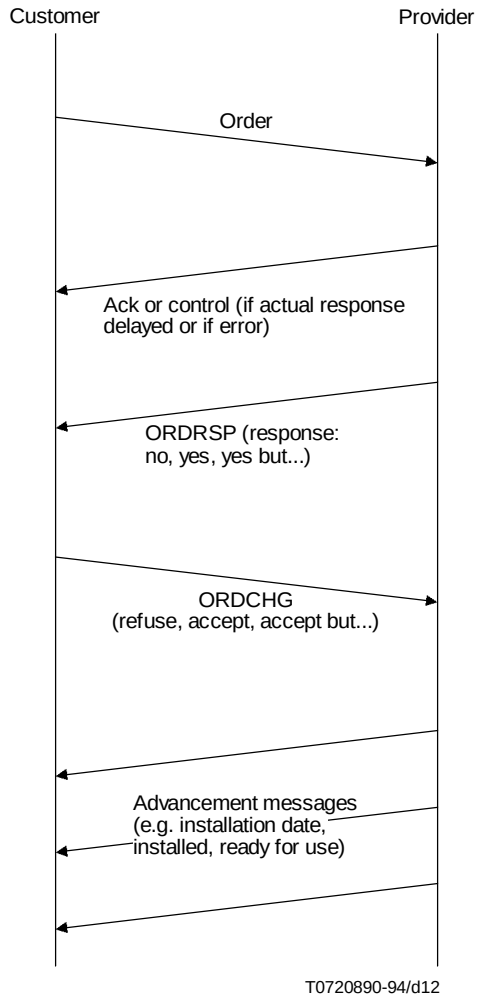


FIGURE B.5/X.163

**Information flow for an X.25 line**

### B.3.4 Inventory inquiry

This function is for further study. Refer also to the Service Inquiry service clause.

### B.3.5 Systematic call redirection

This function is for further study.

## B.4 Accounting Services

The Account Management service group is divided into the following functions:

- periodic billing;
- detailed accounting, such as tariff communications (e.g. price lists);
- Quota control;
- Real-time charging information.

#### B.4.1 Periodic billing

This function is for further study.

#### B.4.2 Detailed accounting

This function is for further study.

#### B.4.3 Quota control

This function is for further study.

#### B.4.4 Real-time charging information

This function is for further study.

### B.5 Performance Management Service

The Performance Management service group is divided into the following functions:

- traffic information;
- quality of service information.

#### B.5.1 Traffic information

The Traffic information function may be further divided into the following functions:

- Real-time traffic information;
- traffic statistics.

##### B.5.1.1 Real-time traffic information

This function is for further study.

##### B.5.1.2 Traffic Statistics Service

The Traffic Statistics function is divided into the following elementary functions:

- statistics of access (at a port);
- statistics of performance;
- network statistic (overall pattern of calls – get from billing system).

Information for the first two items would come from the network itself and concern statistics such as volume transmitted, duration, number of calls on a line, number of rejected calls and so on.

#### B.5.2 Quality of Service

This function is for further study.

### B.6 Security Management

This whole service group is for further study. At present it is intended to provide the following functions.

#### B.6.1 Password change

This function is for further study.

#### B.6.2 Access rights

This function is for further study.

### B.7 Service Inquiry Service

The Service Inquiry service group is divided into the following functions:

- configuration inquiry;
- inventory inquiry.

Each of these could be complete inquiries or partial inquiries (according to some selection criteria). It would also be possible to have an automatic configuration update service.

The information flows for these services are likely to be simple request/response pairs as depicted in Figure B.6:

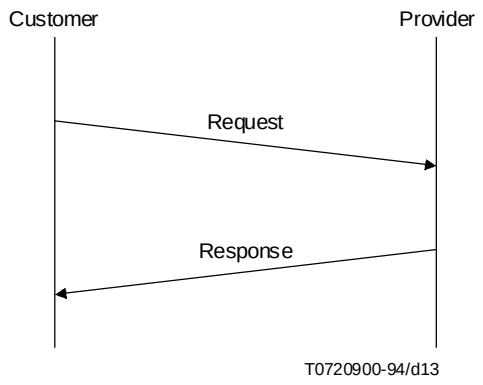


FIGURE B.6/X.163

**Service inquiry information flow**

The situation is complicated by the fact that the customer could be using more than one network as shown in Figure B.7. Thus, there will be a need for an identification scheme for networks, network elements, services, physical items, data rates, and so on.

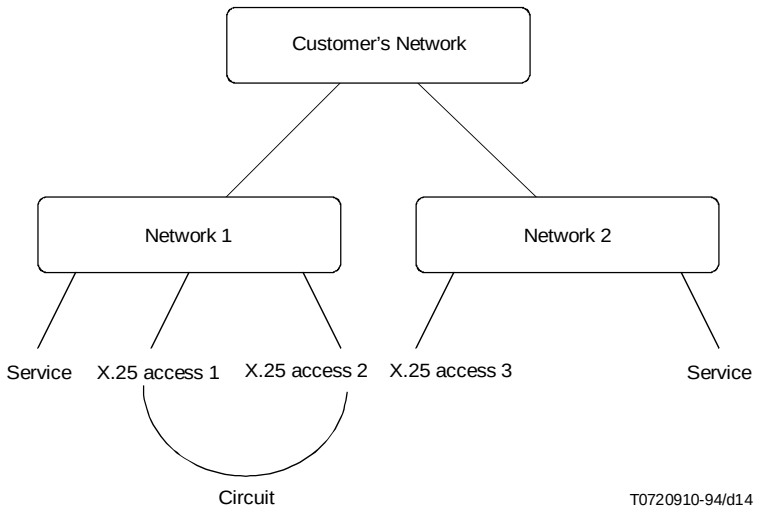


FIGURE B.7/X.163

**Customer's network view**

Partial inquiries require the specification of criteria for the selective retrieval of information. In general this requires means of specifying and communicating "and", "or", nesting relationships, and so on. One way of supporting these requirements could be to reveal some of the Service Provider's database structure. A "catalogue" elementary service could be used so long as this supports nesting and logical relationships.

The logical division of service inquiries according to the user's view is depicted in Figure B.8.

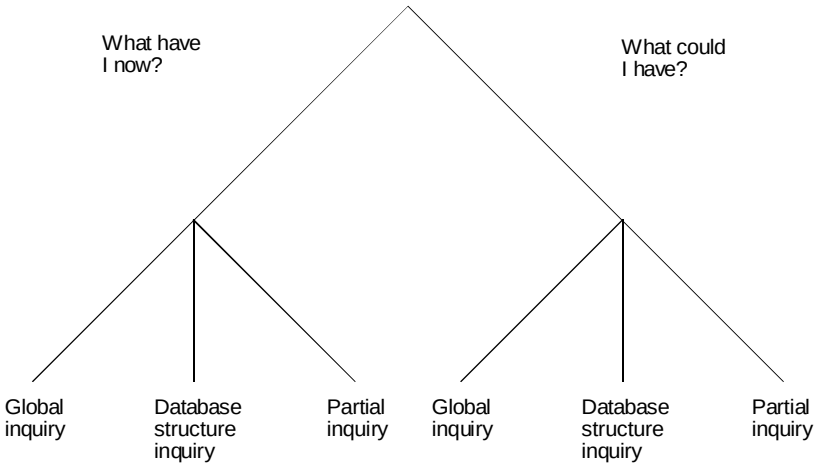


FIGURE B.8/X.163 T0720920-94/d15

**Inquiry relationships**

### B.7.1 Identification

Directory Relative Distinguished Names (RDN) can be used as an hierarchical naming mechanism. It is for further study as to whether this is inadequate to meet all the demands for names required in the CNM-Series of Recommendations. The applicability of Directory Relative Distinguished Names (RDN) to the CNMe realisation and the place of other naming schemes is for further study.