



INTERNATIONAL TELECOMMUNICATION UNION

ITU-T

TELECOMMUNICATION
STANDARDIZATION SECTOR
OF ITU

Q.675

(03/93)

INTERWORKING OF SIGNALLING SYSTEMS

INTERWORKING OF SIGNALLING SYSTEMS – LOGIC PROCEDURES FOR INTERWORKING OF SIGNALLING SYSTEM R1 TO SIGNALLING SYSTEM No. 7 (ISUP)

ITU-T Recommendation Q.675

(Previously "CCITT Recommendation")

FOREWORD

The ITU Telecommunication Standardization Sector (ITU-T) is a permanent organ of the International Telecommunication Union. The ITU-T is responsible for studying technical, operating and tariff questions and issuing Recommendations on them with a view to standardizing telecommunications on a worldwide basis.

The World Telecommunication Standardization Conference (WTSC), which meets every four years, established the topics for study by the ITU-T Study Groups which, in their turn, produce Recommendations on these topics.

ITU-T Recommendation Q.675 was prepared by the ITU-T Study Group XI (1988-1993) and was approved by the WTSC (Helsinki, March 1-12, 1993).

NOTES

1 As a consequence of a reform process within the International Telecommunication Union (ITU), the CCITT ceased to exist as of 28 February 1993. In its place, the ITU Telecommunication Standardization Sector (ITU-T) was created as of 1 March 1993. Similarly, in this reform process, the CCIR and the IFRB have been replaced by the Radiocommunication Sector.

In order not to delay publication of this Recommendation, no change has been made in the text to references containing the acronyms "CCITT, CCIR or IFRB" or their associated entities such as Plenary Assembly, Secretariat, etc. Future editions of this Recommendation will contain the proper terminology related to the new ITU structure.

2 In this Recommendation, the expression "Administration" is used for conciseness to indicate both a telecommunication administration and a recognized operating agency.

INTERWORKING OF SIGNALLING SYSTEMS – LOGIC PROCEDURES
FOR INTERWORKING OF SIGNALLING SYSTEM R1
TO SIGNALLING SYSTEM No. 7 (ISUP)

(Helsinki, 1993)

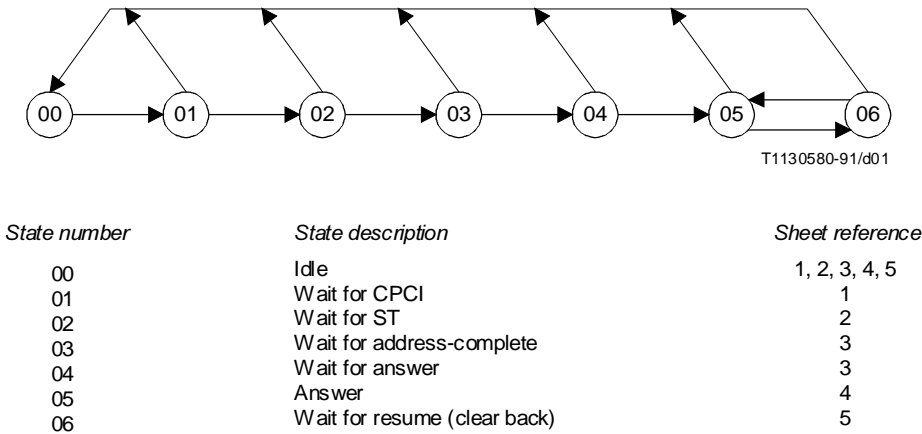


FIGURE 1/Q.675
State overview diagram for interworking of Signalling System R1
to Signalling System No. 7 (ISUP)

FIGURE 2/Q.675
(Reserved for future notes)

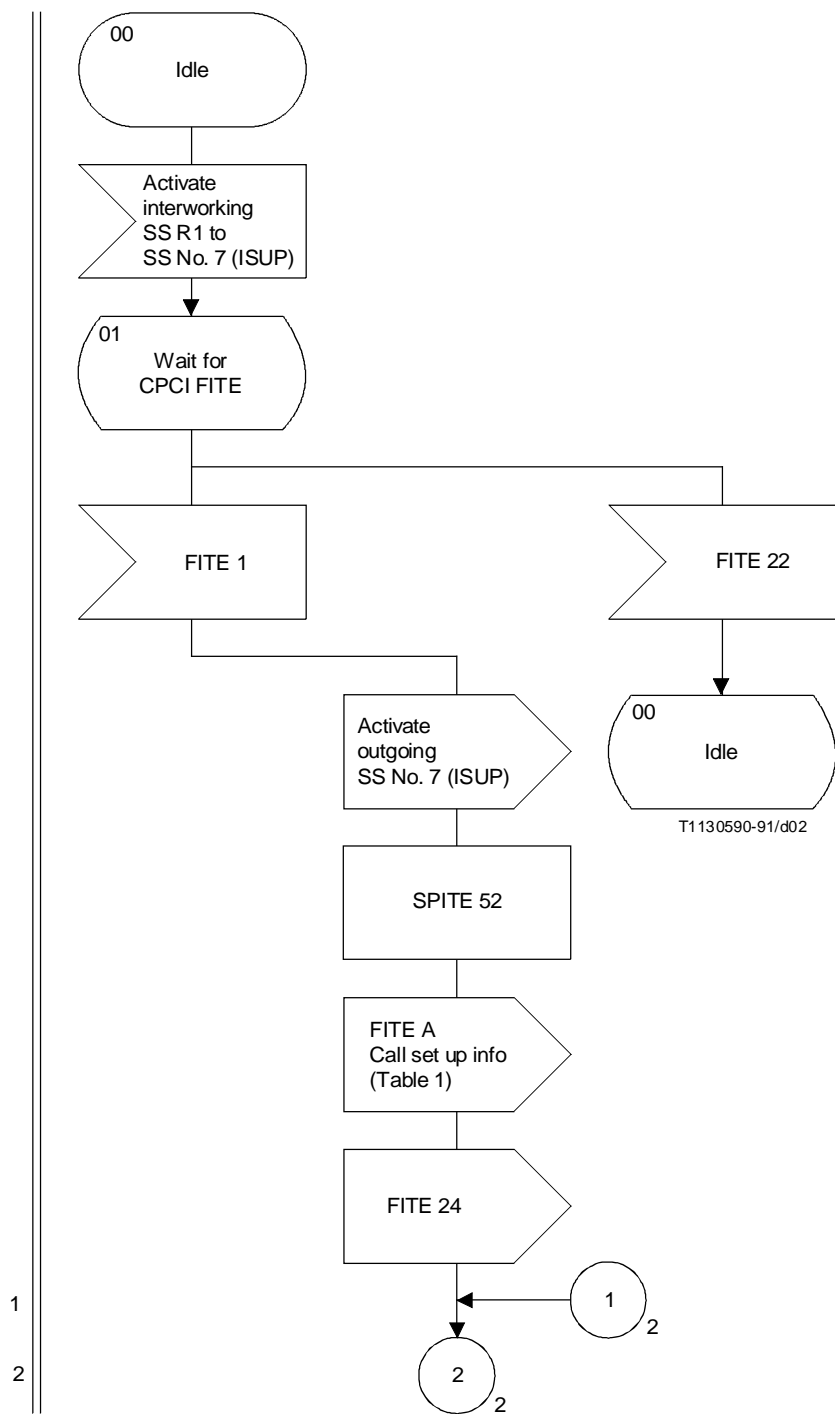
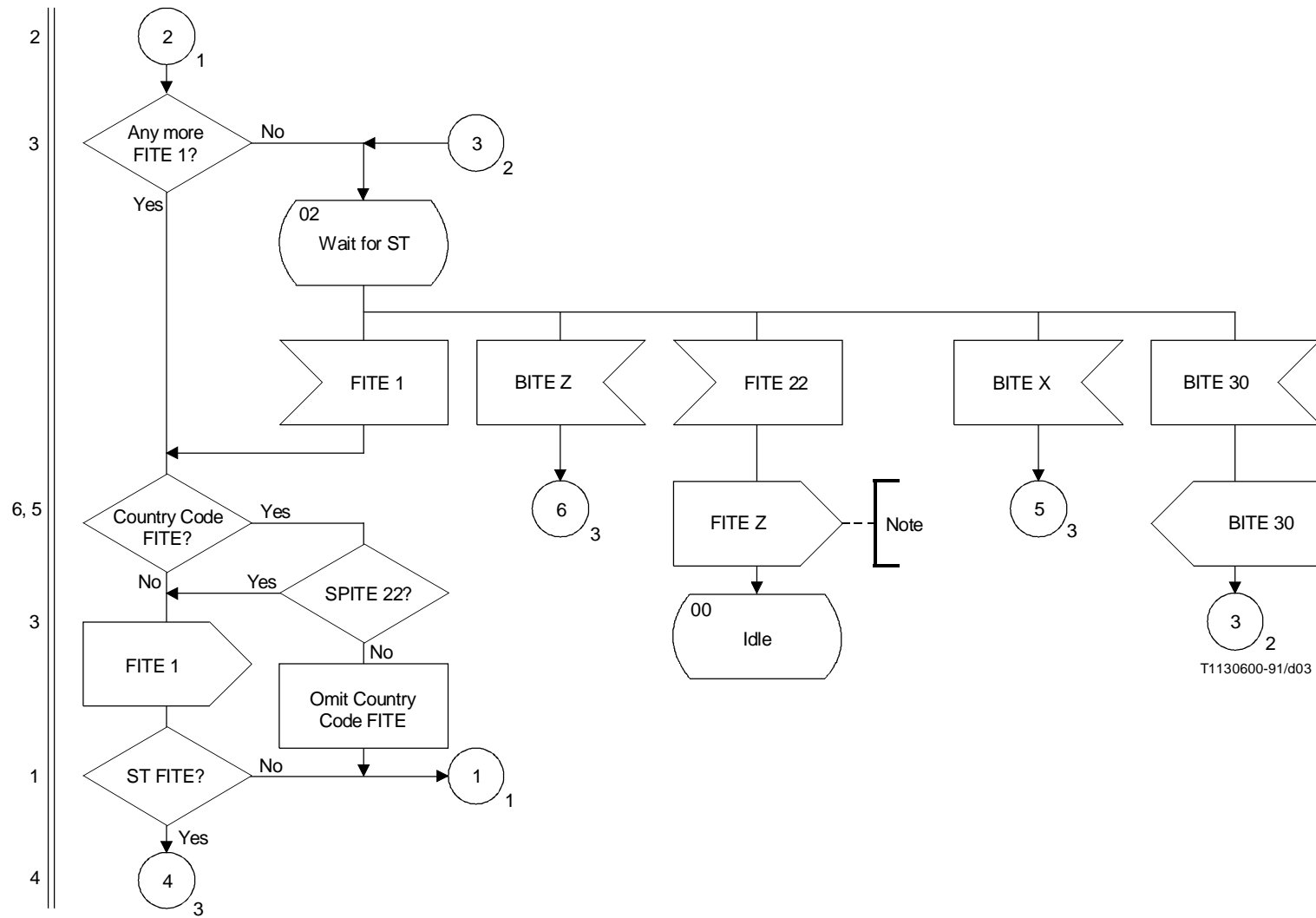


FIGURE 3/Q.675 (sheet 1 of 5)
Interworking of Signalling System R1 to Signalling System No. 7 (ISUP)



NOTE – In principle, FITE 22 should result in cause 16. However, in cases where FITE 22 results from a timeout expiry, cause 127 should be sent.

FIGURE 3/Q.675 (sheet 2 of 5)
Interworking of Signalling System No. R1 to Signalling System No. 7 (ISUP)

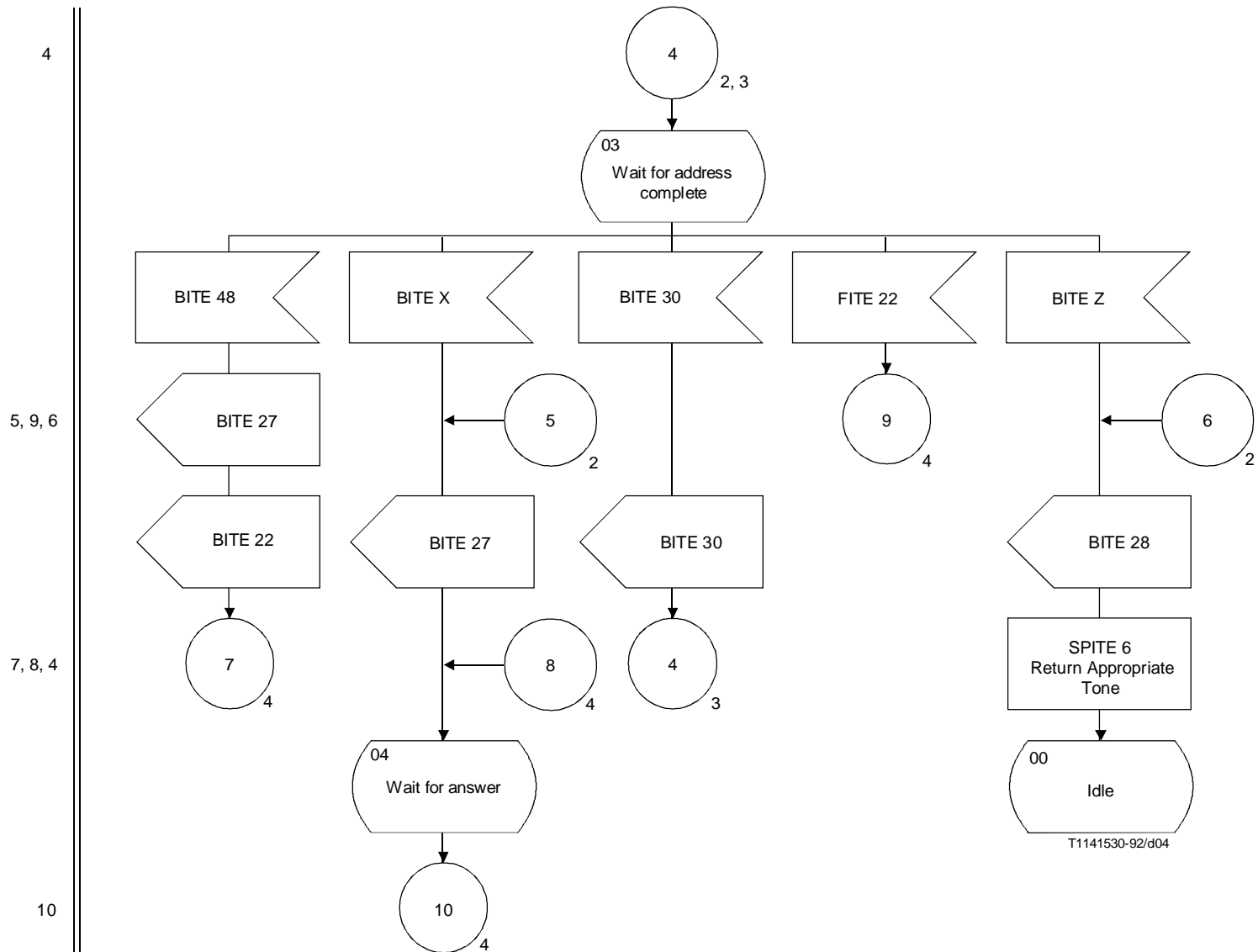
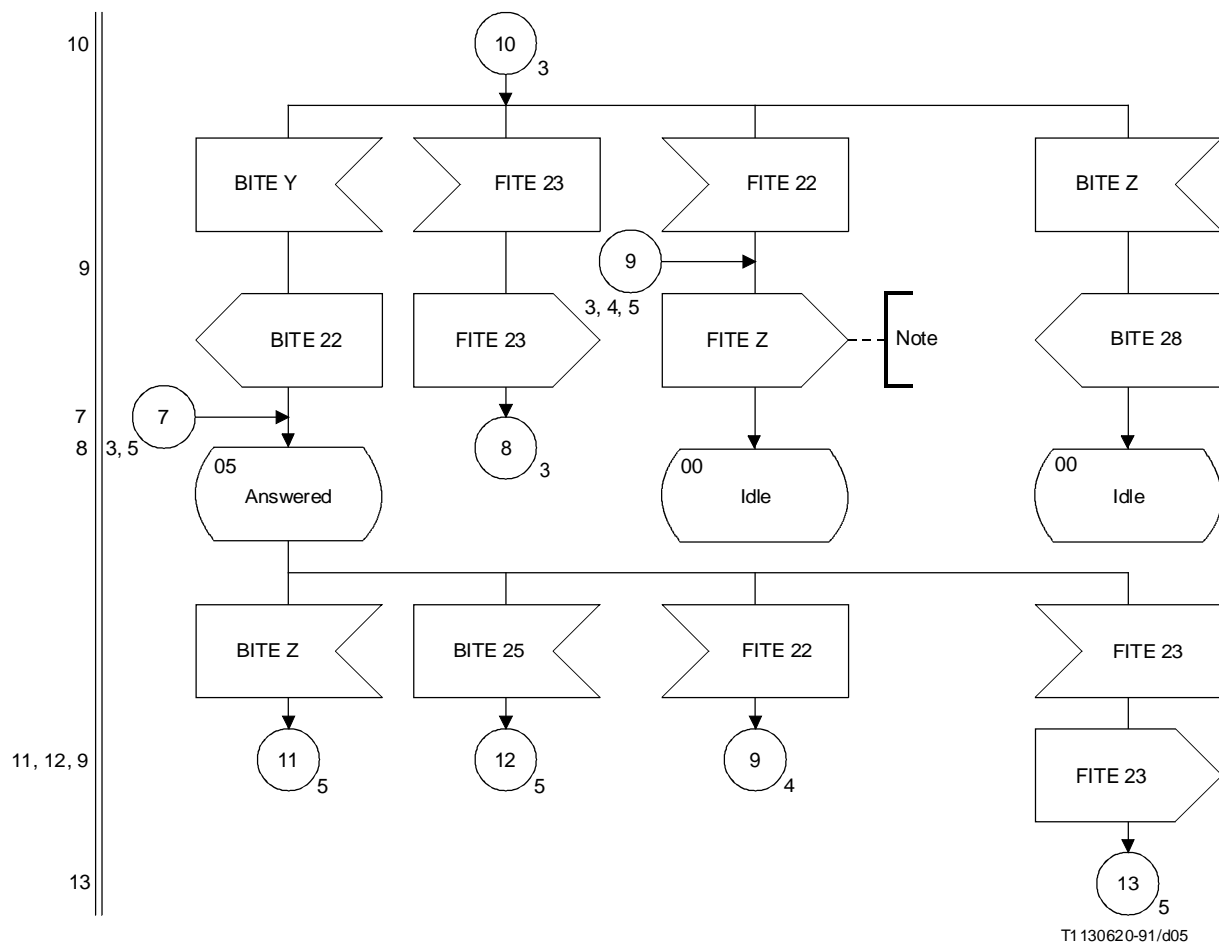


FIGURE 3/Q.675 (sheet 3 of 5)
Interworking of Signalling System No. R1 to Signalling System No. 7 (ISUP)



NOTE – In principle, FITE 22 should result in cause 16. However, in cases where FITE 22 results from a timeout expiry, cause 127 should be sent.

FIGURE 3/Q.675 (sheet 4 of 5)
Interworking of Signalling System No. R1 to Signalling System No. 7 (ISUP)

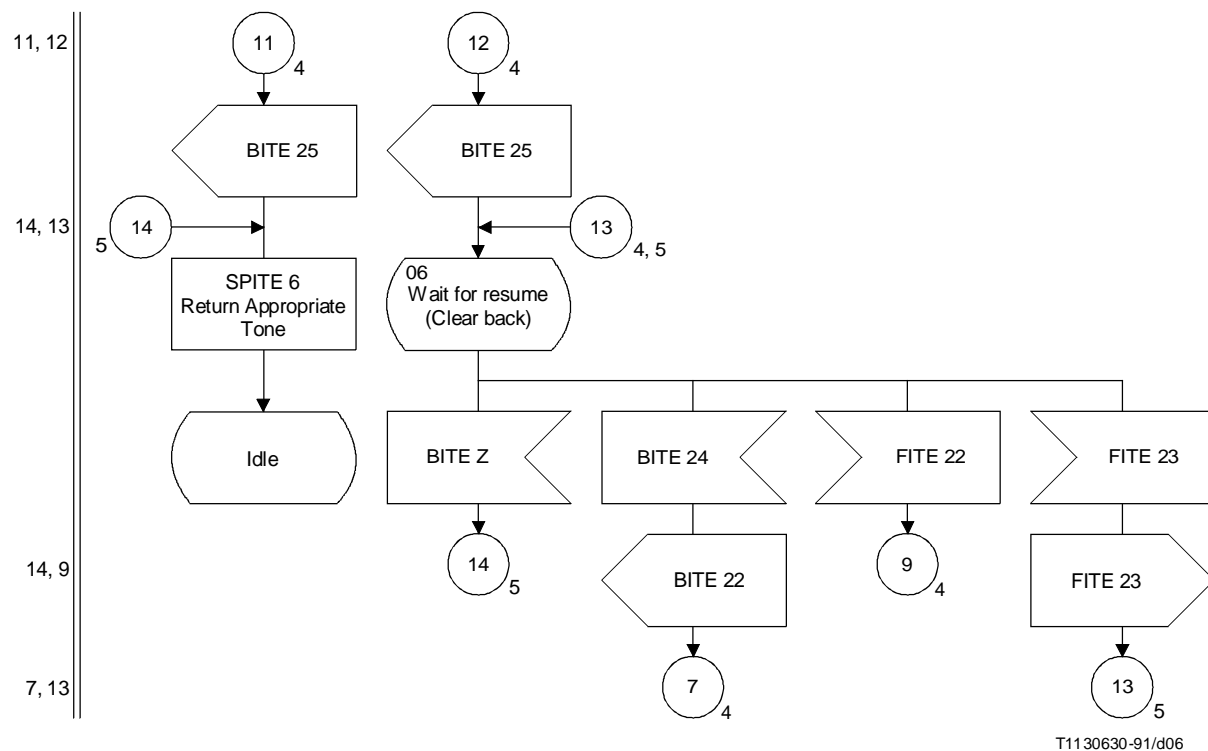


FIGURE 3/Q.675 (sheet 5 of 5)
Interworking of Signalling System No. R1 to Signalling System No. 7 (ISUP)

TABLE 1/Q.675

**FITE A construction – Interworking of Signalling
System R1 to Signalling System No. 7 (ISUP)**

SPITE 36	CCH
Yes	01
No	10

SPITE 22	NAI
Yes	100
No	011

SPITE 20	SI
Yes	01
No	00

SPITE 21	ECI
Yes	1
No	0

TMR = 11	
CPC	Calling party's category
CCH	Continuity check indicator
NAI	Nature of address indicator
SI	Satellite indicator
ECI	Echo control indicator
TMR	Transmission medium requirement