



INTERNATIONAL TELECOMMUNICATION UNION

ITU-T

TELECOMMUNICATION
STANDARDIZATION SECTOR
OF ITU

Q.616

INTERWORKING OF SIGNALLING SYSTEMS

LOGIC PROCEDURES FOR INCOMING SIGNALLING SYSTEM R2

ITU-T Recommendation Q.616

(Extract from the *Blue Book*)

NOTES

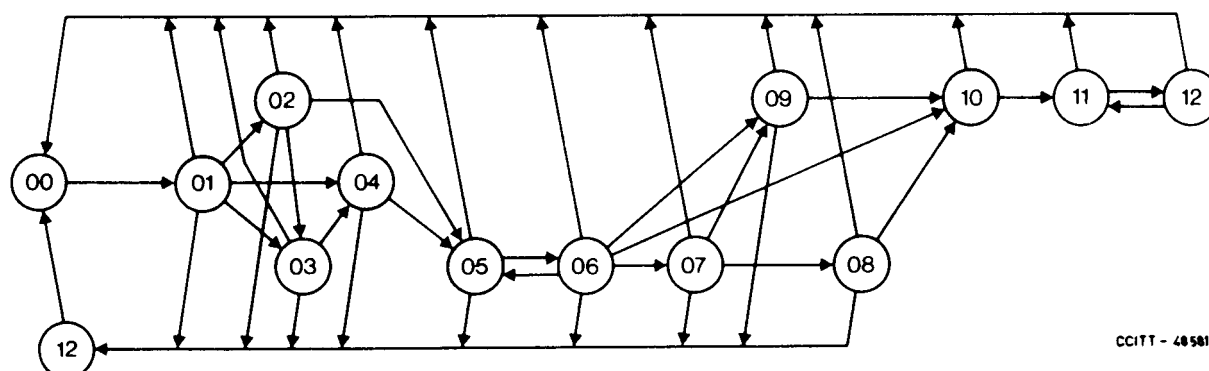
1 ITU-T Recommendation Q.616 was published in Fascicle VI.6 of the *Blue Book*. This file is an extract from the *Blue Book*. While the presentation and layout of the text might be slightly different from the *Blue Book* version, the contents of the file are identical to the *Blue Book* version and copyright conditions remain unchanged (see below).

2 In this Recommendation, the expression “Administration” is used for conciseness to indicate both a telecommunication administration and a recognized operating agency.

© ITU 1988, 1993

All rights reserved. No part of this publication may be reproduced or utilized in any form or by any means, electronic or mechanical, including photocopying and microfilm, without permission in writing from the ITU.

LOGIC PROCEDURES FOR INCOMING SIGNALLING SYSTEM R2



State number	State description	Sheet number	Running timers
00	Idle	1	
01	Wait for first forward signal	1	t_1
02	Wait for reply to A-14	2	t_1
03	Wait for nature of circuit indicator	1	t_1
04	Wait for calling party's category	2	t_1
05	Wait for forward register signal	2	t_1
06	Wait for digit analysis	2	t_1
07	Wait for address-complete	3	t_1
08	Wait for register deactivation	4	
09	Wait for group II signal	4	t_1
10	Wait for answer	4	
11	Answered	4	
12	Clear-back	4	
13	Wait for clear-forward	1	

FIGURE 1/Q.616

State overview diagram for Incoming Signalling System R2

Supervisory timers

$t_1 = 8-24$ s Recommendation Q.476, § 5.5.2.1

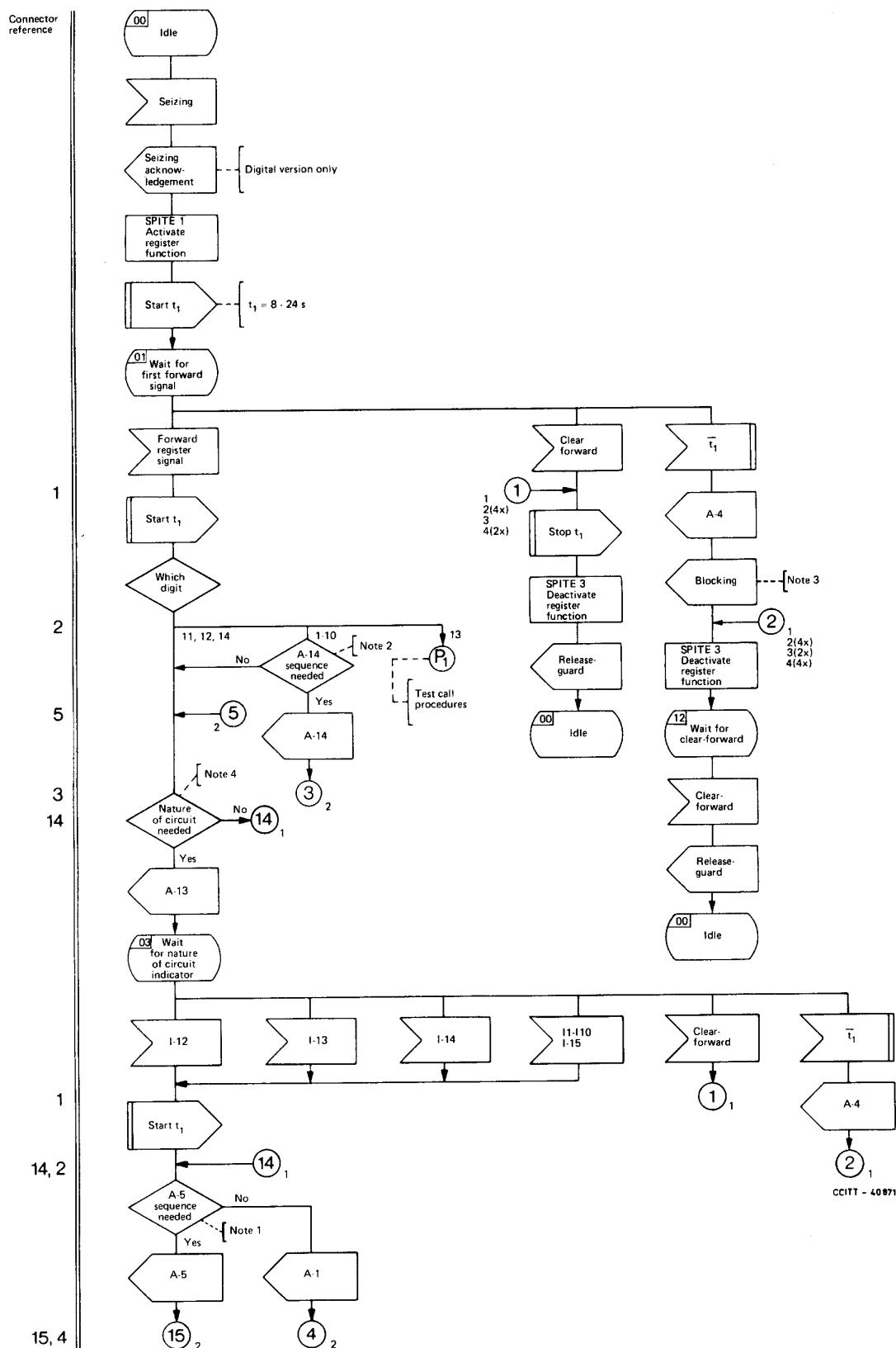
Procedures not shown

The following procedures, not directly relevant to interworking, are not shown in the logic procedures:

- Interrupt control procedures (analogue version).
- Transmission fault procedures (digital version).
- Test call procedures.
- Analogue T_2 release guard timing.
- Optional forward transfer procedure.
- Blocking and unblocking sequences.

FIGURE 2/Q.616

Notes to incoming Signalling System R2



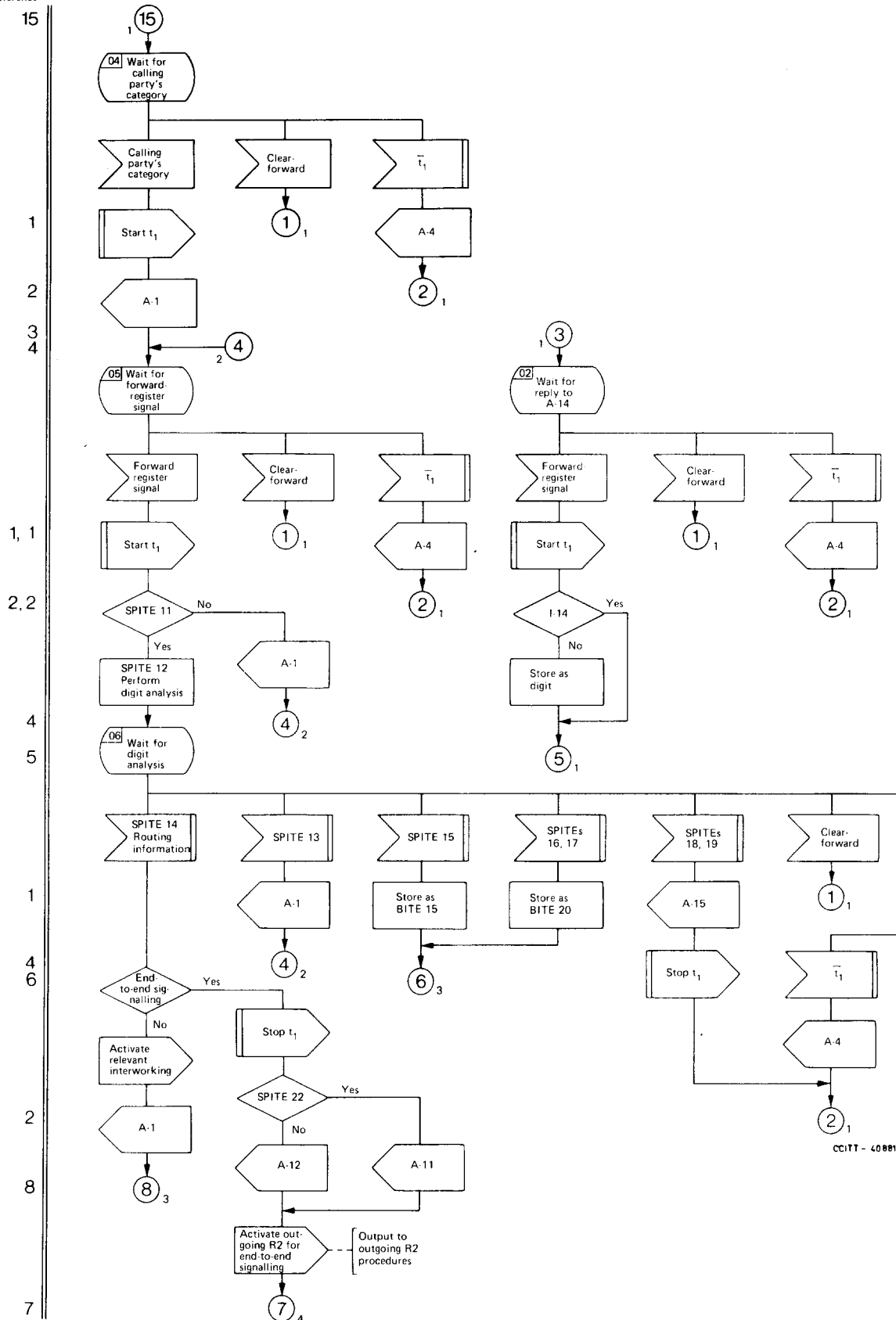
Note 1 – Required for interworking reasons except when only capable of interworking with Signalling System 4, 5 and R1, but A-5 may be sent at any time as required.

Note 2 – Required when the international exchange can insert incoming half-echo suppressors as specified in Recommendation Q.479.

Note 3 – The blocking signal should not be sent if the digital version of line signalling is being used.

Note 4 – This sequence is defined in Recommendation Q.480, § 5.8.1.

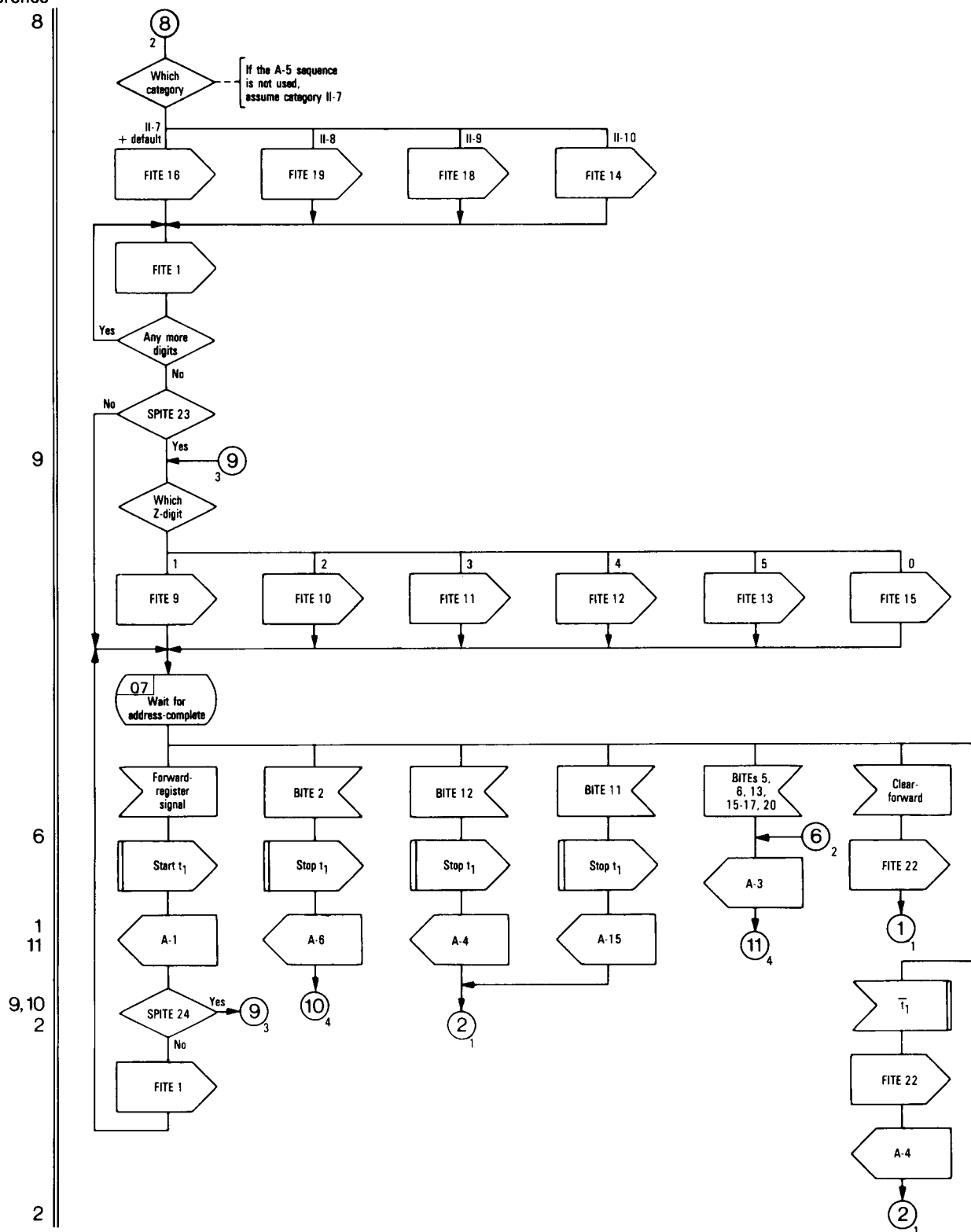
FIGURE 3/Q.616 (Sheet 1 of 4)
Incoming Signalling System R2



CCITT - 40881

FIGURE 3/Q.616 (Sheet 2 of 4)

Incoming Signalling System R2



CCITT-40890

FIGURE 3/Q.616 (sheet 3 of 4)
Incoming Signalling System R2

Connector
reference
10, 11

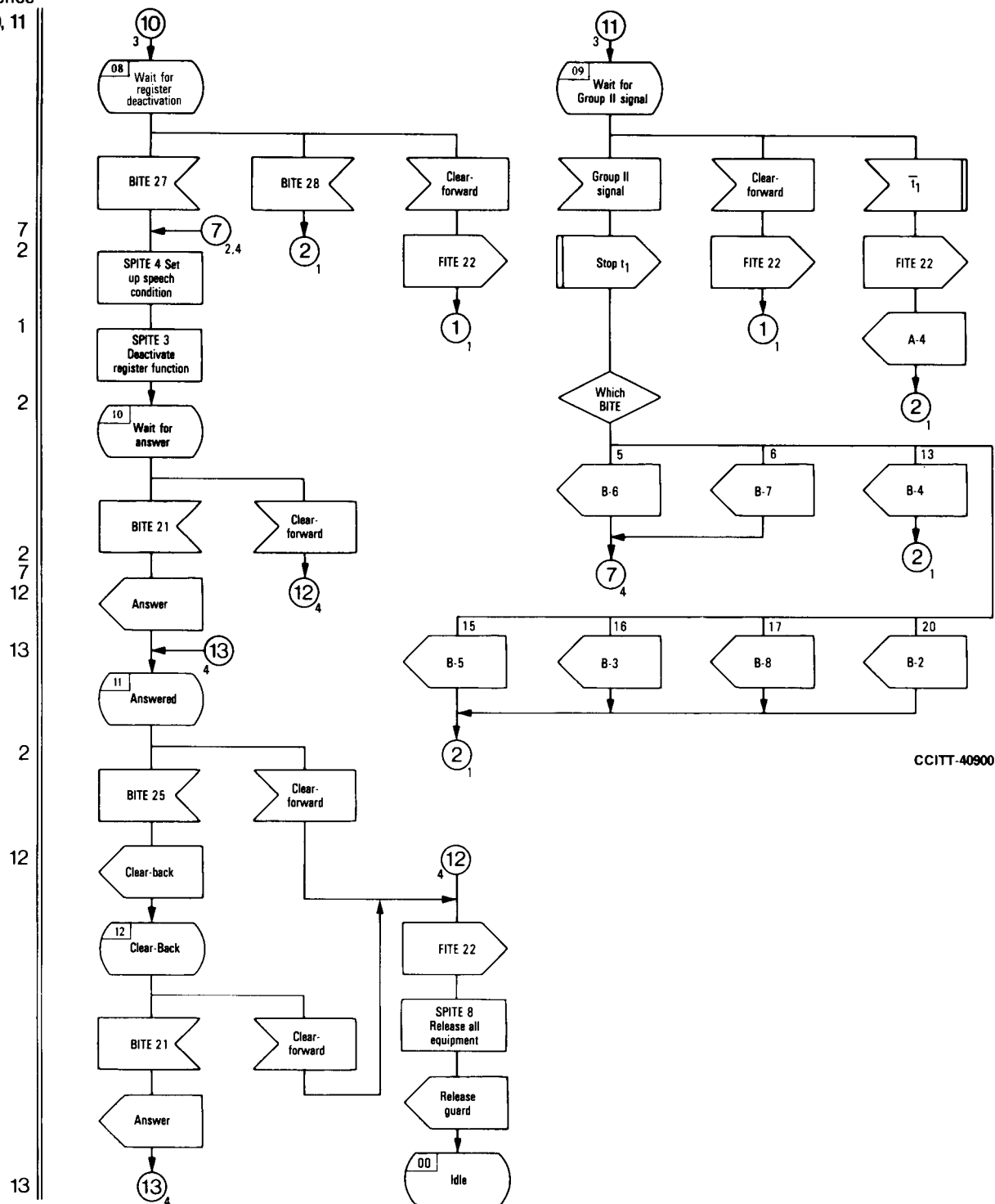


FIGURE 3/Q.616 (Sheet 4 of 4)
Incoming Signalling System R2