






Expert Group on Telecommunication/ICT Indicators Expert Group on ICT Household Indicators Meetings 2025

24-26 September 2025
Geneva, Switzerland

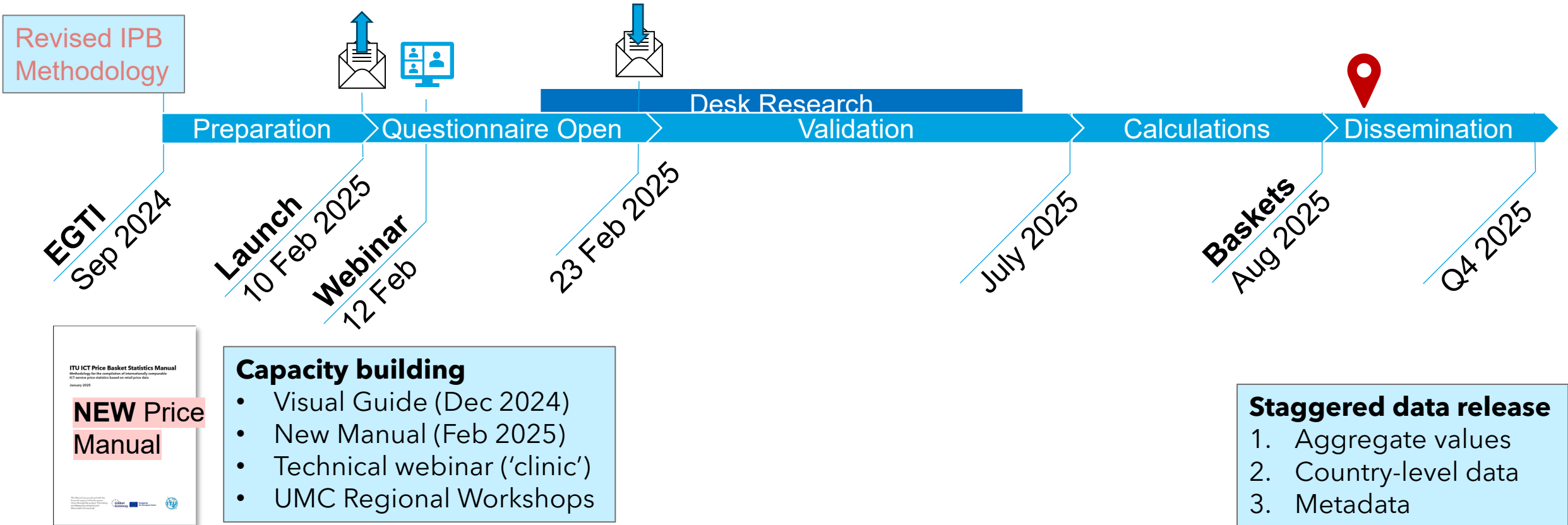
Experience from the 2025 ICT Price Basket Data Collection



NEW ICT Price Baskets 2025

ICT Price Basket	Old Definition (2021-2024)	New Definition (from 2025)
Mobile-cellular low-usage basket 	70 minutes + 20 SMS	Removed
Data-only mobile-broadband basket 	Minimum 2 GB	Minimum 5 GB
Mobile Data and Voice Low-consumption Basket 	70 minutes + 20 SMS + 500 MB	70 minutes + 50 SMS + 1 GB
Mobile Data and Voice High-consumption Basket 	140 minutes + 70 SMS + 2 GB	140 minutes + 70 SMS + 2 GB (On a temporary basis) 140 minutes + 20 SMS + 5 GB
Fixed-broadband basket 	Minimum 5 GB	No Change Minimum 5 GB

Implementation of the new methodology: IPB Data Cycle



Share of countries submitting validated data by baskets and regions

						Mobile data- and voice				
		Fixed broadband		Data-only mobile BB		Low-consumption	High-cons. (New)		High-cons. (Old)	
World	2024	<div></div>	37%	<div></div>	35%	<div></div>	35%		<div></div>	35%
	2025	<div></div>	46%	<div></div>	44%	<div></div>	45%	<div></div> 47%	<div></div>	46%
Africa	2024	<div></div>	27%	<div></div>	25%	<div></div>	27%		<div></div>	25%
	2025	<div></div>	41%	<div></div>	32%	<div></div>	39%	<div></div> 41%	<div></div>	39%
Americas	2024	<div></div>	37%	<div></div>	34%	<div></div>	37%		<div></div>	37%
	2025	<div></div>	54%	<div></div>	49%	<div></div>	54%	<div></div> 54%	<div></div>	54%
Arab States	2024	<div></div>	45%	<div></div>	41%	<div></div>	36%		<div></div>	41%
	2025	<div></div>	64%	<div></div>	64%	<div></div>	64%	<div></div> 55%	<div></div>	64%
Asia-Pacific	2024	<div></div>	45%	<div></div>	43%	<div></div>	40%		<div></div>	40%
	2025	<div></div>	46%	<div></div>	46%	<div></div>	37%	<div></div> 54%	<div></div>	41%
CIS	2024	<div></div>	44%	<div></div>	44%	<div></div>	44%		<div></div>	44%
	2025	<div></div>	22%	<div></div>	33%	<div></div>	33%	<div></div> 22%	<div></div>	33%
Europe	2024	<div></div>	56%	<div></div>	51%	<div></div>	51%		<div></div>	53%
	2025	<div></div>	69%	<div></div>	71%	<div></div>	71%	<div></div> 71%	<div></div>	71%

+

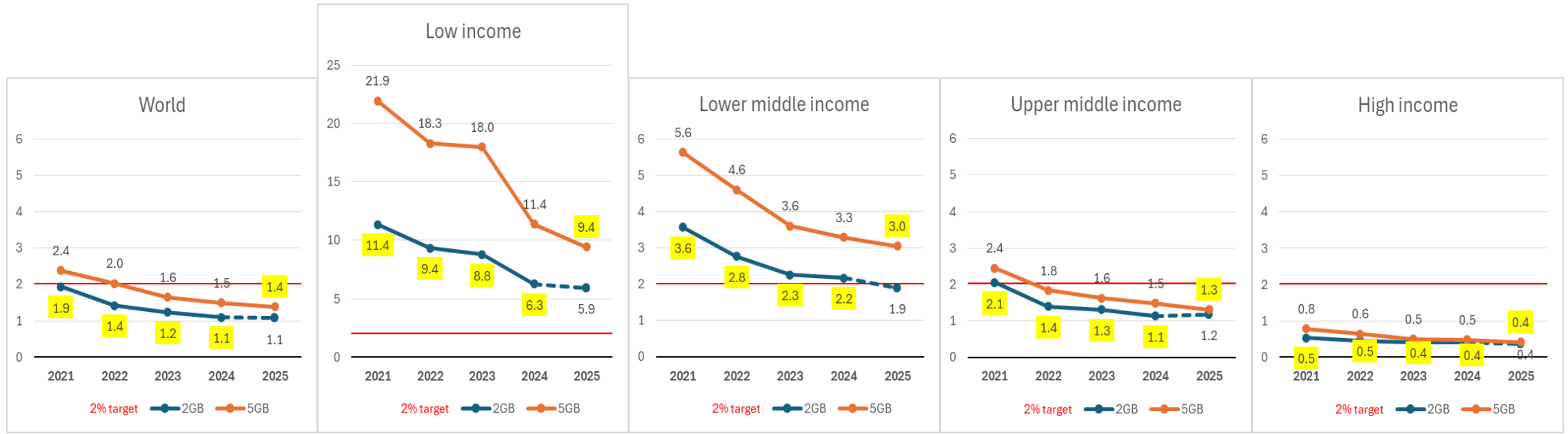
Data for remaining countries & other economies as well as missing metadata complemented by **ITU Desk Research**



**Price statistics for
~200 economies**

Data-only mobile broadband basket prices, as a % of GNI per capita, 2021-2025

Preliminary results




Source: ITU, ITU and A4AI, experimental data collection

How to interpret the results?

- Experimental data shows that affordability improved for the 5GB basket
- Pitfall: avoid comparing the affordability of 2GB basket (2024) and 5GB basket (2025)
- Impact on meeting the 2% target: take a forward-looking approach

Conclusions

- Revised data cycle: allows earlier release of results (in parallel: WTI questionnaire)
- Data collection:
 - Capacity building appears to have been helpful
 - Desk research remains essential (filling gaps in metadata + ensure global coverage)
- Validation: larger set of possibilities to consider (prepaid and postpaid plans and add-ons)
- Calculation: new methodology => update algorithms
- Back office: working new tools for data management (better distinguish plans and compose baskets)



**EGTI/EGH
meetings
2025**

Thank you