



Measuring digital development:  
**Facts and figures**  
**2021**



# 2.9

billion people offline  
in the world in 2021



Source : ITU, *Facts and Figures 2021*

# 4.9

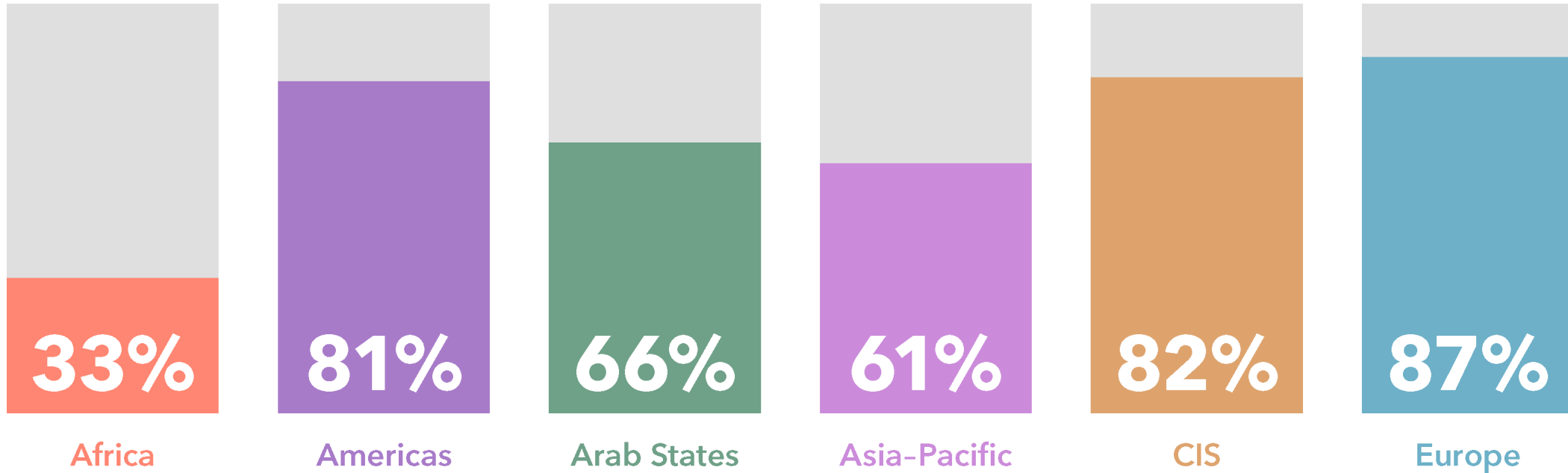
billion people online  
in the world in 2021

Note : being *online* means having used  
the Internet in the last three months




# Connectivity by region

Percentage of individuals using the Internet in 2021

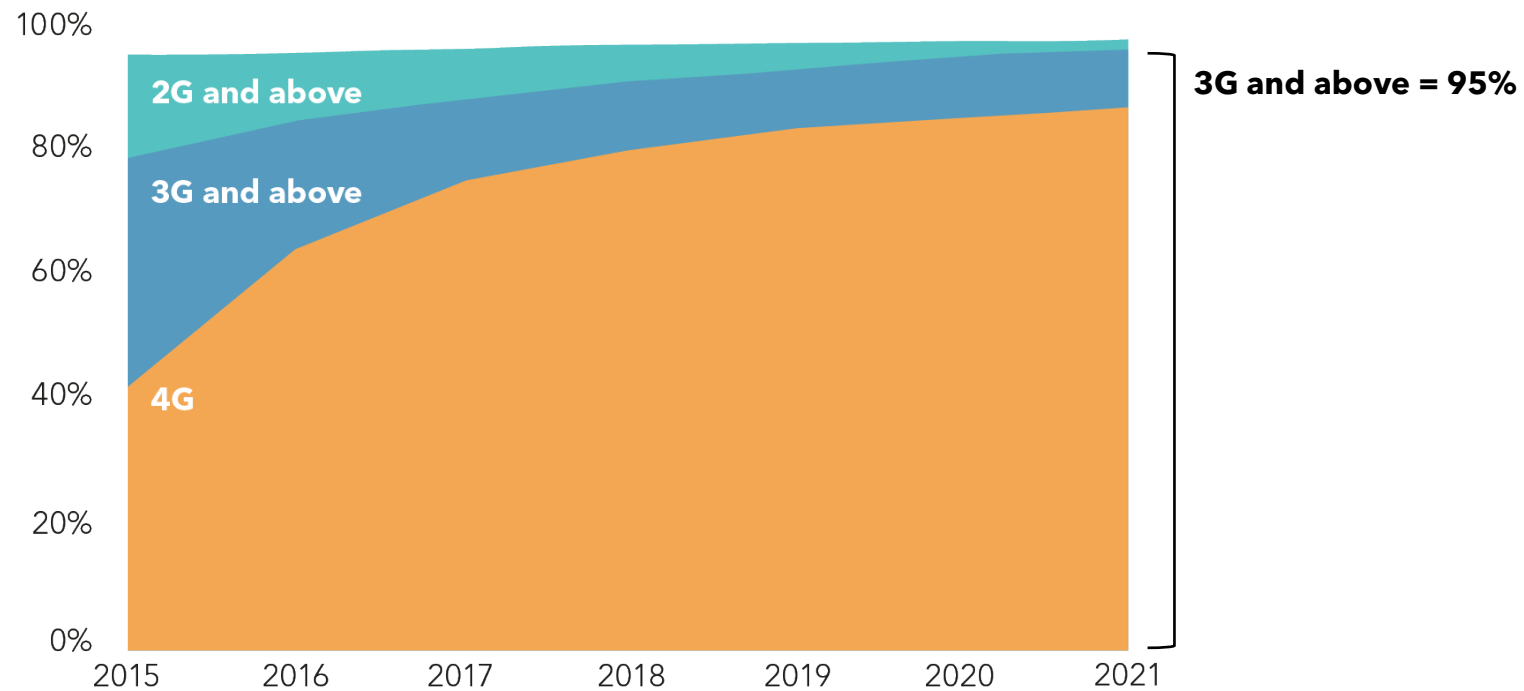


Source : ITU, *Facts and Figures 2021*




# Mobile network coverage

Population coverage by type of mobile network, 2015-2021



Source : ITU, *Facts and Figures 2021*



# Global gender gap

Individuals using the Internet in 2020



Male  
**62%**



Female  
**57%**

Developed Countries

  
**89%**


  
**88%**

Developing Countries

  
**57%**

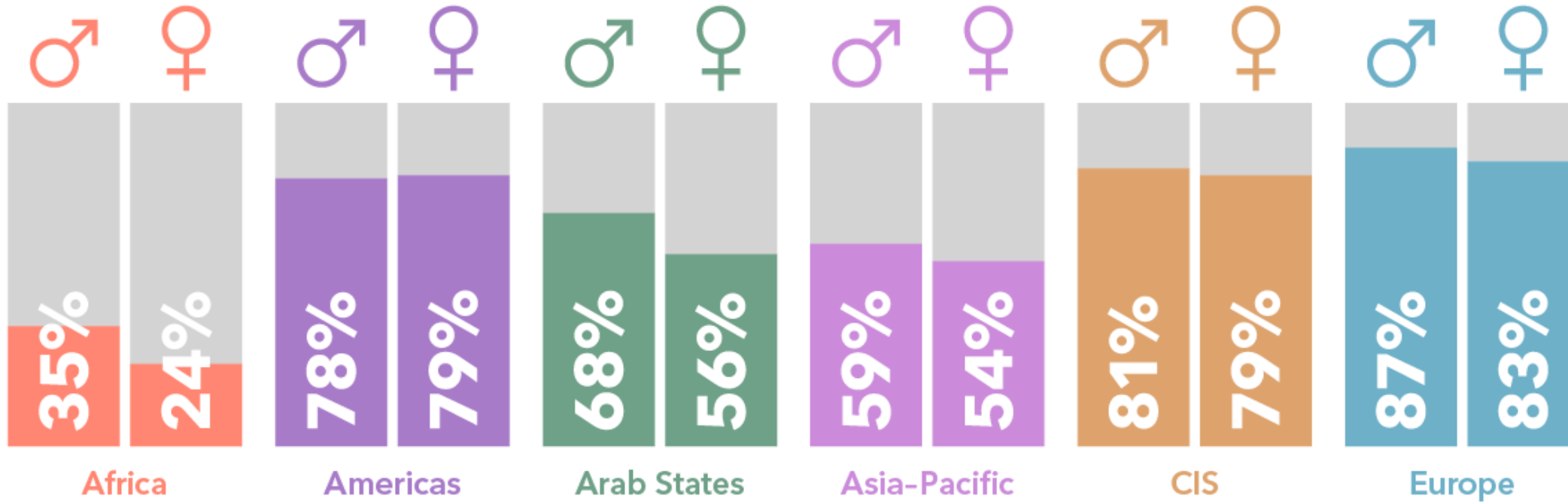
  
**50%**

Source : ITU, *Facts and Figures 2021*




# Regional gender gap

Percentage of individuals using the Internet in 2020



Source : ITU, *Facts and Figures 2021*

♂ Male      ♀ Female



# Global generational gap

Individuals using the Internet in 2020



Youth (15-24 years old)  
**71%**



Rest of the population  
**57%**

Developed Countries



**99%**



**87%**

Developing Countries




**67%**



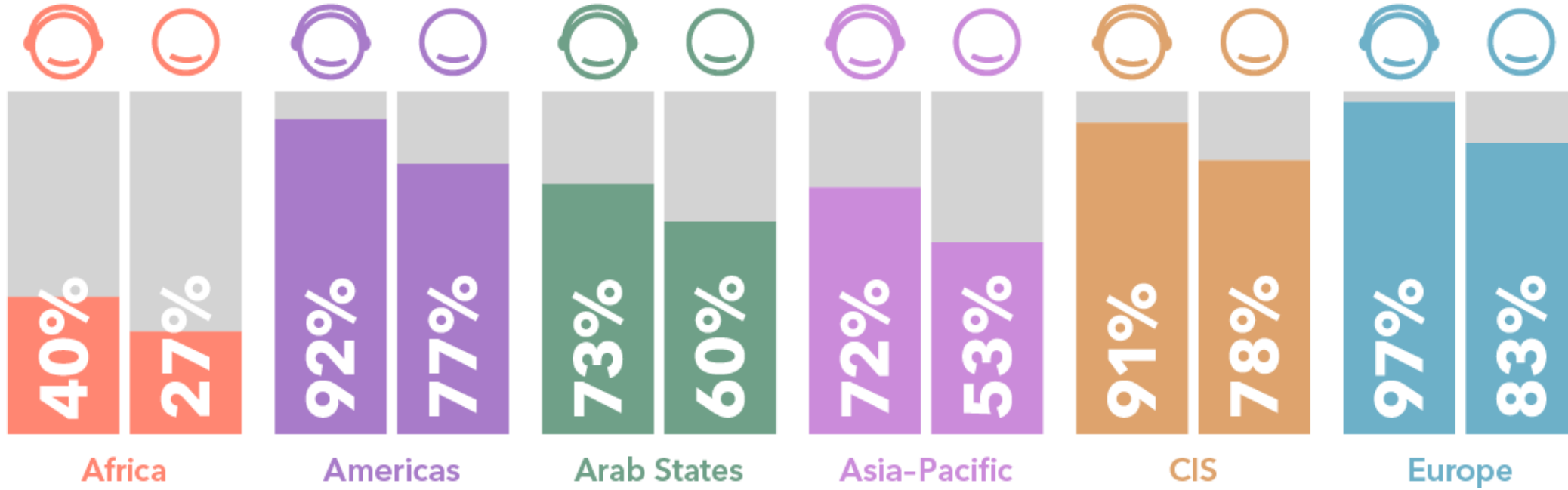
**51%**

Source : ITU, *Facts and Figures 2021*



# Regional generational gap

Percentage of individuals using the Internet in 2020




Source : ITU, *Facts and Figures 2021*



Youth (15-24 years old)



Rest of the population





# Global urban/rural divide

Individuals using the Internet in 2020



Rural  
**39%**



Urban  
**76%**

Developed Countries



**85%**



**89%**

Developing Countries




**34%**



**72%**

Source : ITU, *Facts and Figures 2021*





# Thank you!

Visit: [itu.int/factsandfigures2021](https://itu.int/factsandfigures2021)

