

# THE GLOBAL E-WASTE MONITOR 2024

**Authors:** Cornelis P. Baldé, Ruediger Kuehr, Tales Yamamoto, Rosie McDonald, Elena D'Angelo, Shahana Althaf, Garam Bel, Otmar Deubzer, Elena Fernandez-Cubillo, Vanessa Forti, Vanessa Gray, Sunil Herat, Shunichi Honda, Giulia Iattoni, Deepali S. Khatriwal, Vittoria Luda di Cortemiglia, Yuliya Lobuntsova, Innocent Nnorom, Noémie Pralat, Michelle Wagner

Image: Muntaka Chasant for Fondation Carmignac



FONDATION CARMIGNAC | PHOTO-JOURNALISM AWARD

# The Global E-waste Monitor in the News

1,438 articles  
1,176 news sites  
30 languages  
80 countries

...first 12hrs

**WIRED** The World's E-Waste Has Reached a Crisis Point

**E-waste from trashed electric devices  
is piling up and recycling isn't keeping  
pace, UN says**

**AP**

**Le Monde**

L'« explosion » des déchets électroniques  
menace l'environnement et la santé, alerte  
l'ONU

**Hundidos en la chatarra: la basura  
electrónica aumenta cinco veces más  
rápido que su reciclado, dice la ONU**

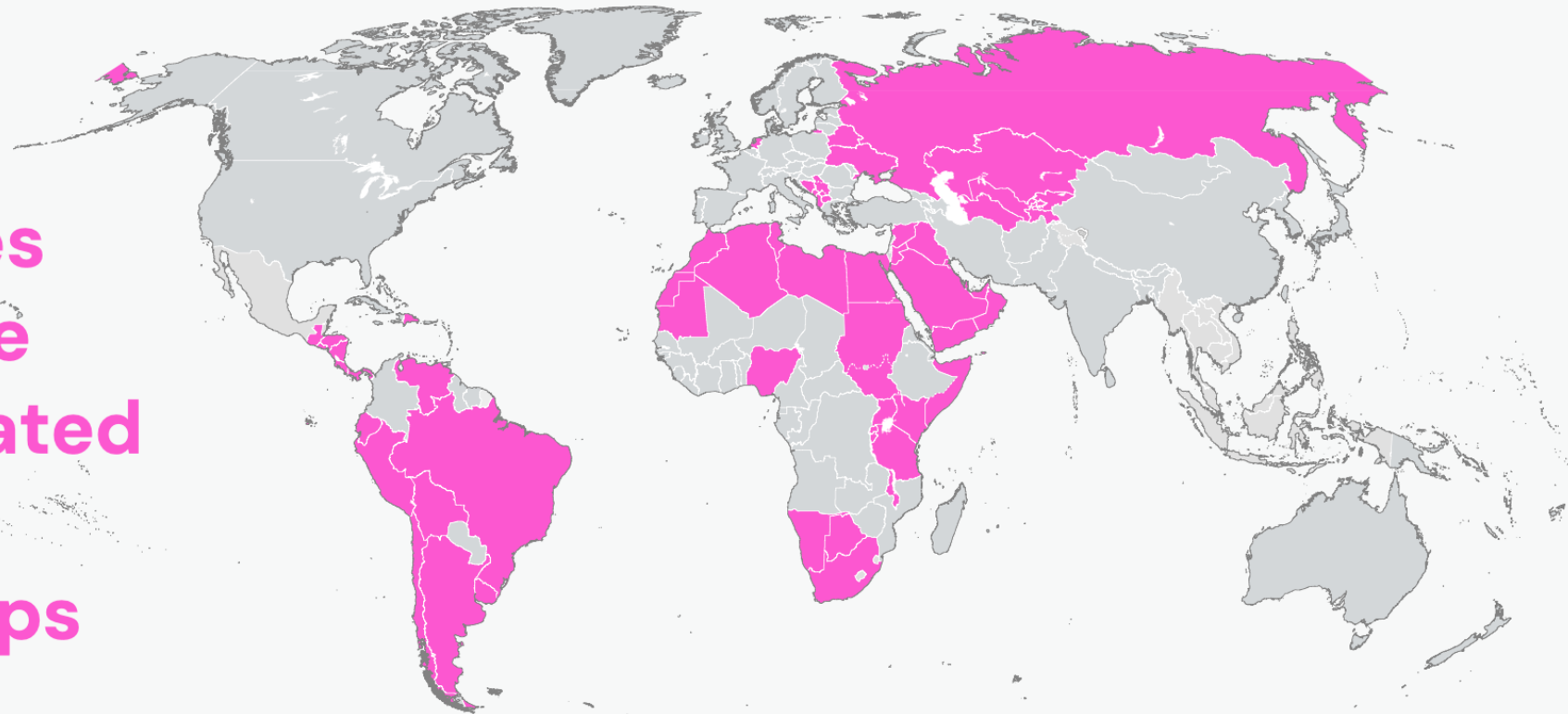
**LA NACION**



**Electronic waste has grown to record levels.  
Here's why that's a huge problem**


# Global E-waste Statistics Partnership (GESP)

GESP provides an open-source portal ([www.globalewaste.org](http://www.globalewaste.org)) for e-waste data.





# Status of E-waste Management Globally in 2022



**62** billion kg of e-waste generated globally in 2022.

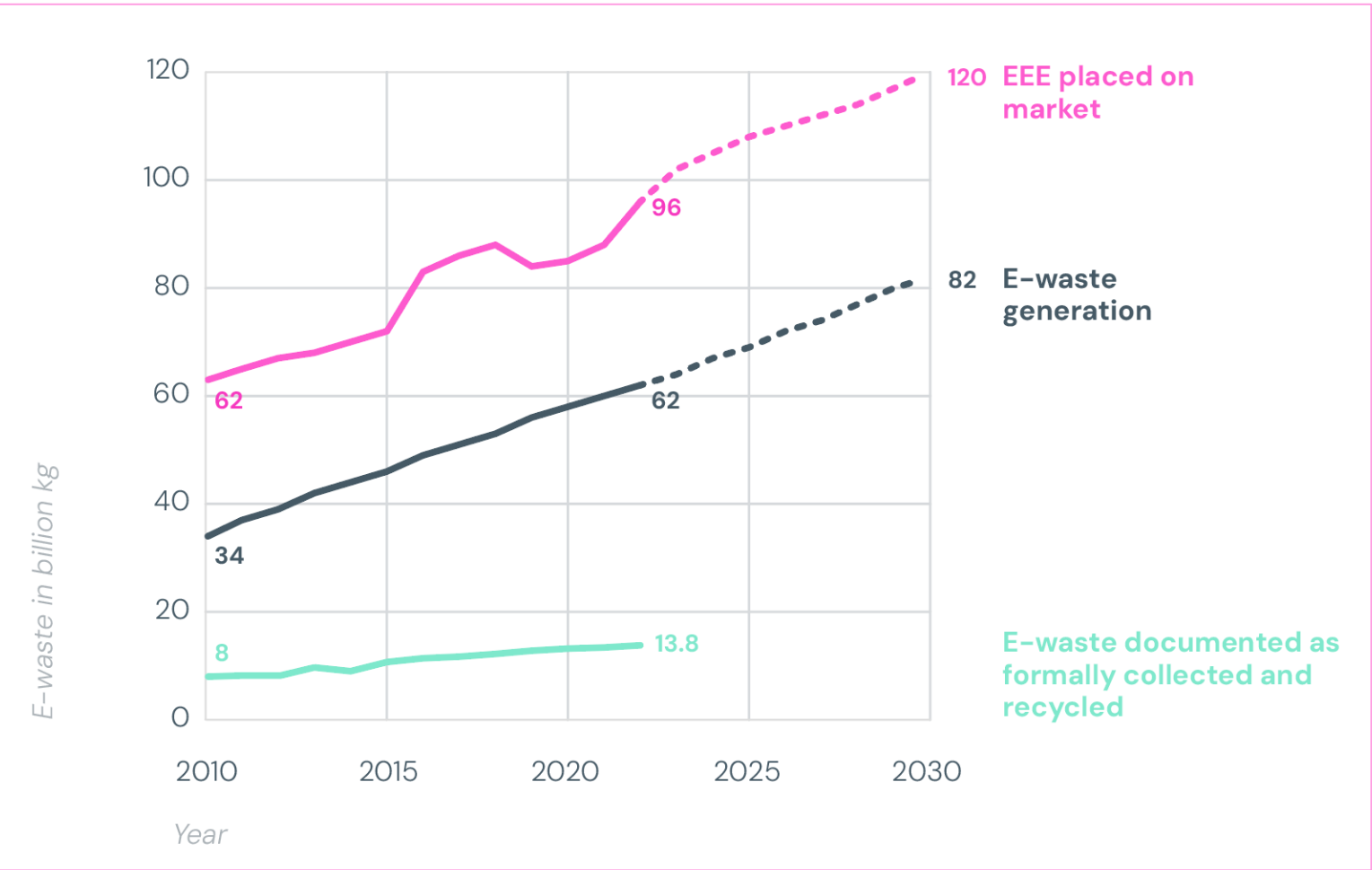
**7.8** kg per capita.

**22.3%** of this e-waste was documented as formally collected and recycled in an environmentally sound manner.

Source: The Global E-waste Monitor 2024



# Global E-waste Trends



Since 2010, the growth of e-waste generation is outpacing the formal collection and recycling **by almost a factor of 5.**

Muntaka Chasant for Fondation Hermignac

# Health and Environmental Impacts

## 16 billion kg

of e-waste is estimated to be collected and recycled outside of formal systems in high- and upper-middle-income countries with developed e-waste management infrastructure.

## 18 billion kg

of e-waste is estimated to be handled in low- and lower-middle-income countries with no developed e-waste management infrastructure, mostly by the informal sector.

## 14 billion kg

of e-waste is estimated to be disposed of as residual waste, the majority of which is landfilled globally.

Source: The Global E-waste Monitor 2024



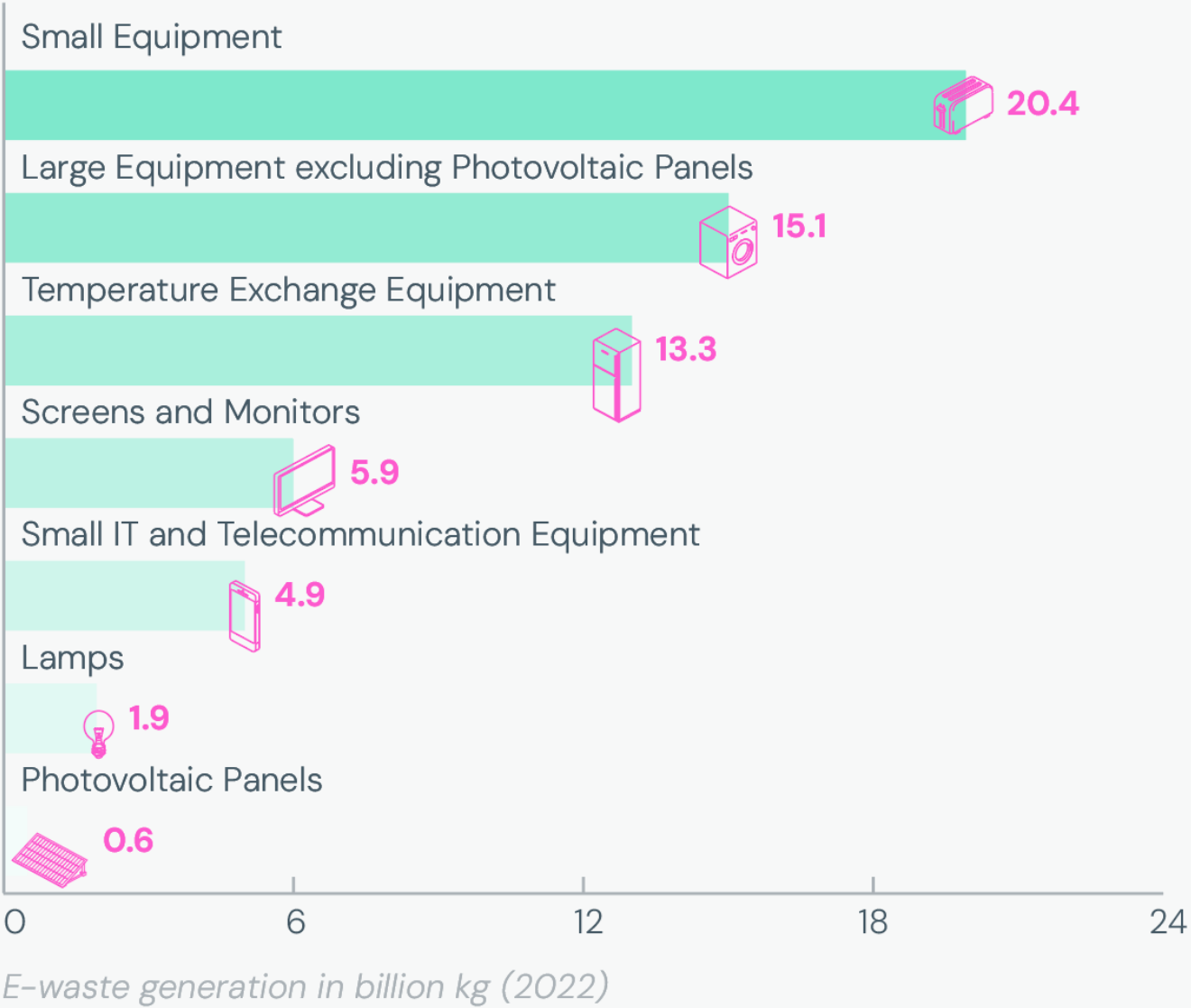
Most e-waste is managed outside formal collection and recycling schemes. As a result of non-compliant e-waste management, 58 thousand kg of mercury and 45 million kg of plastics containing brominated flame retardants are released into the environment every year. This has a direct and severe impact on the environment and people's health.



# E-waste Generated Per Type



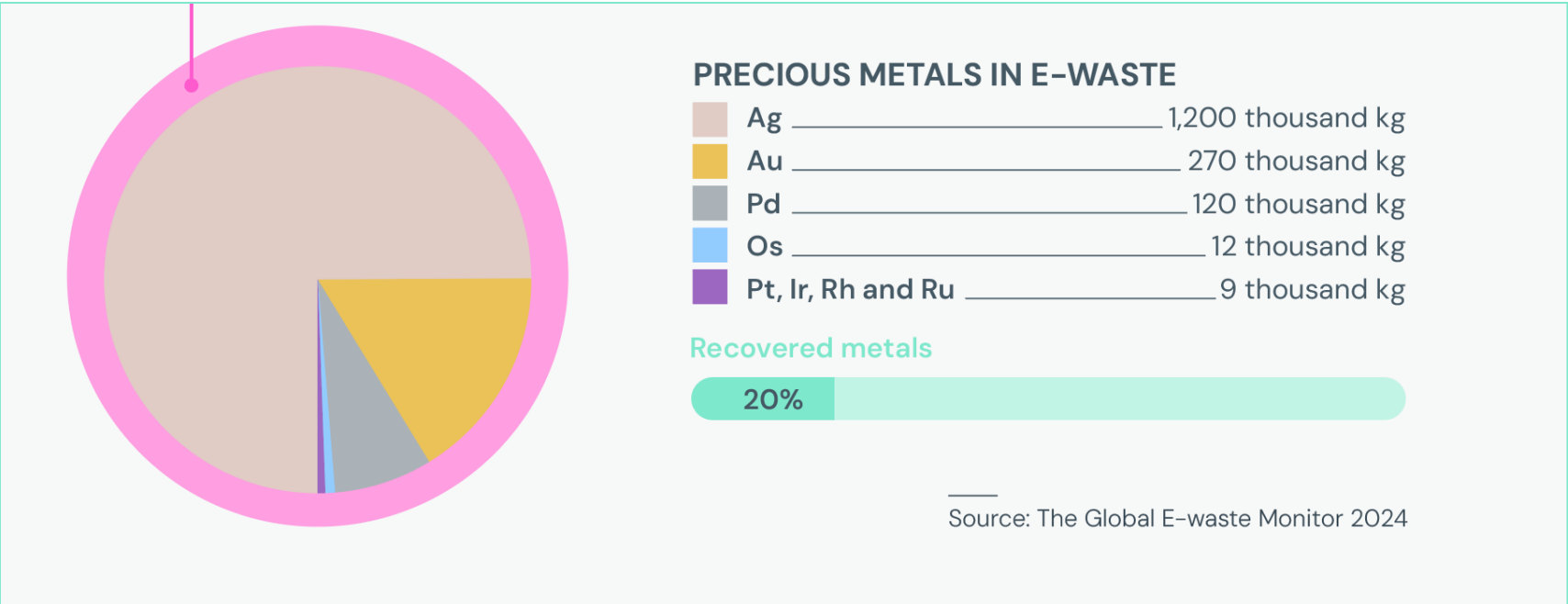
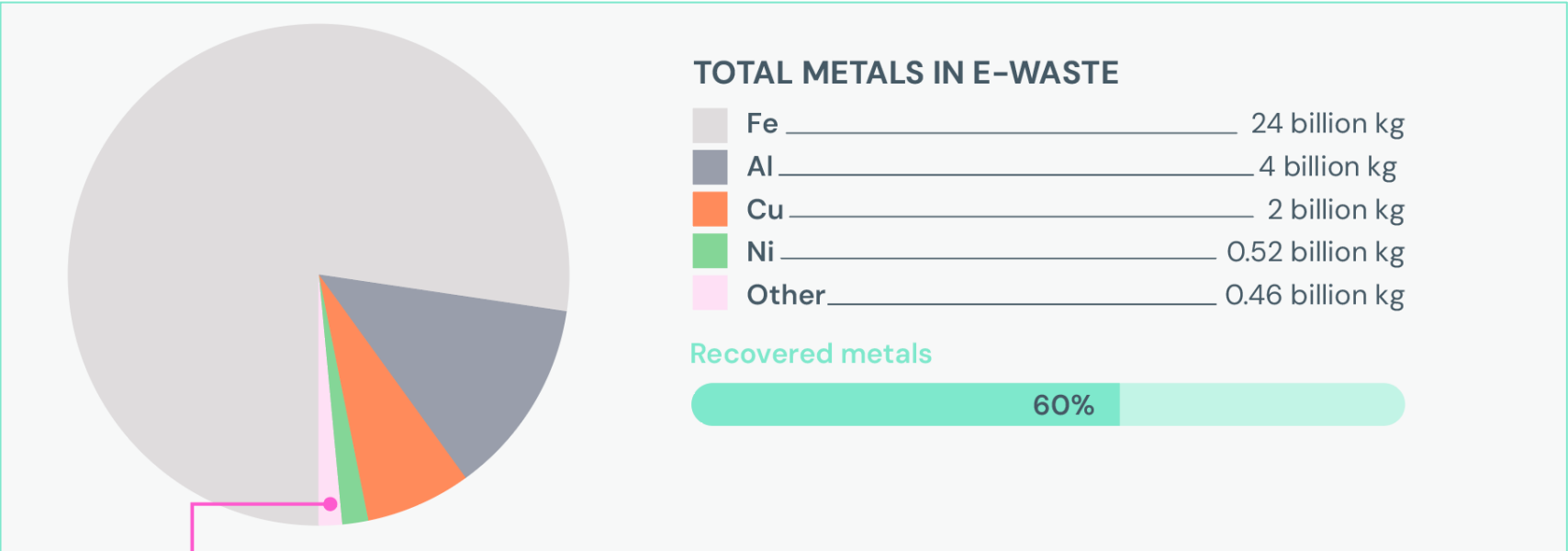
Bénédicte Kurzen / NOOR for Fondation Carmignac



Source: The Global E-waste Monitor 2024

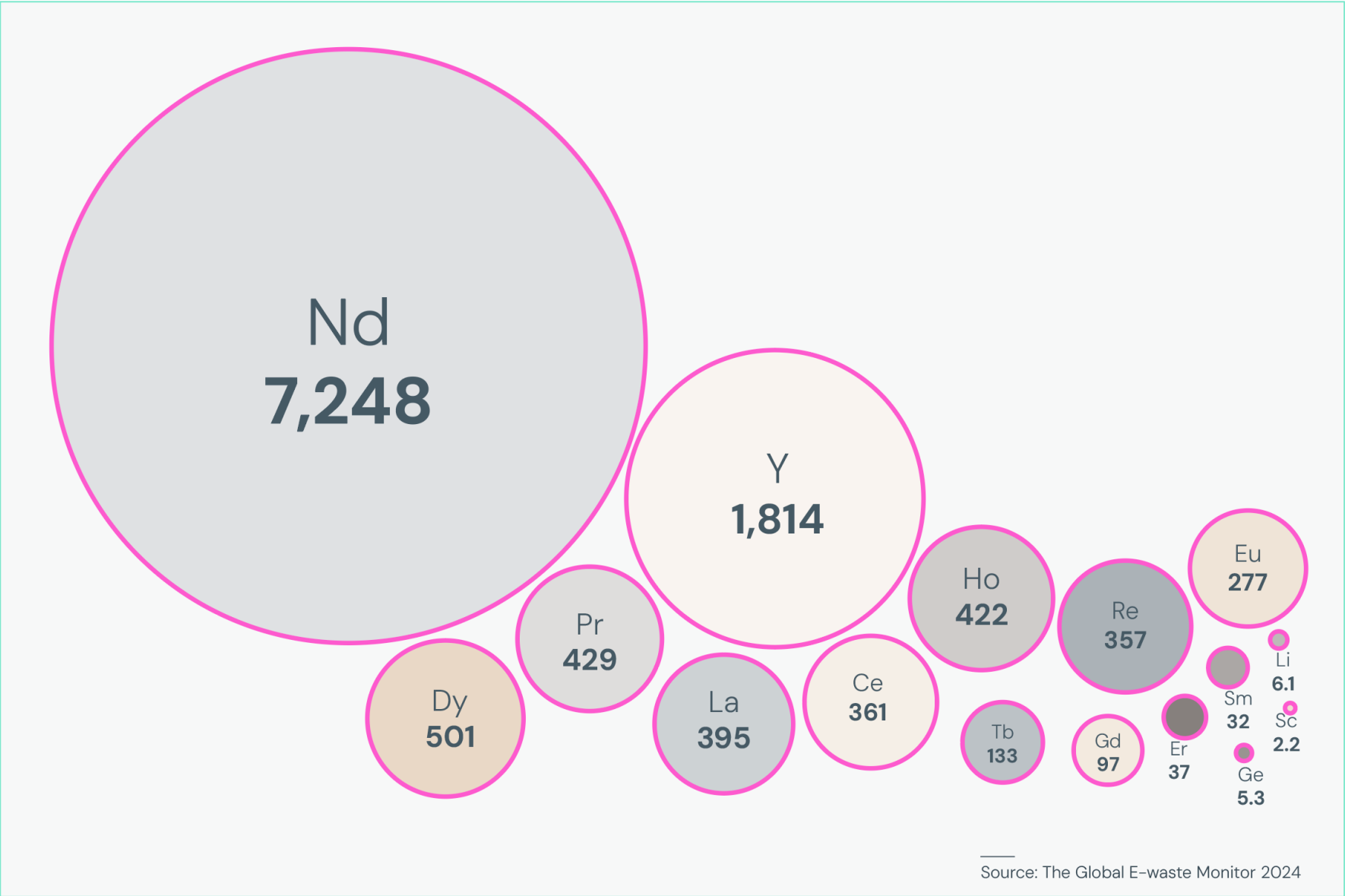


# Resource Losses




Source: The Global E-waste Monitor 2024

# Critical Raw Materials in Global E-waste (unit 1000 kg)



To date, low or zero recycling efficiency







Source: The Global E-waste Monitor 2024

# Linking Economy to E-waste Generation

Initial linear but levelling off correlation between size of purchasing power parity (size of economy per capita adjusted for cost of living) and e-waste generation.





# Transboundary Movement

Bénédicte Kurzen / NOOR for Fondation Carmignac



**5.1 billion kg**  
of e-waste is shipped  
across borders.

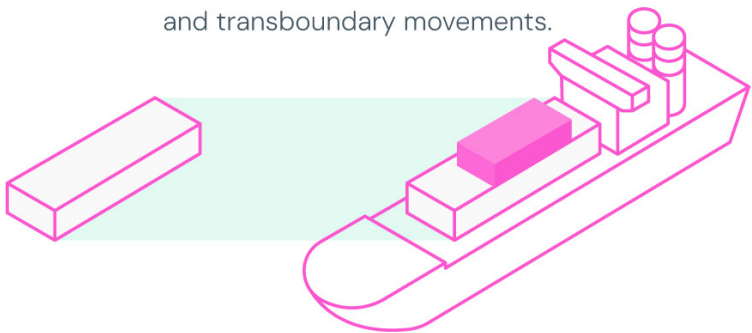
65%

**3.3 billion kg**

of e-waste is shipped through  
uncontrolled and undocumented  
and transboundary movements.

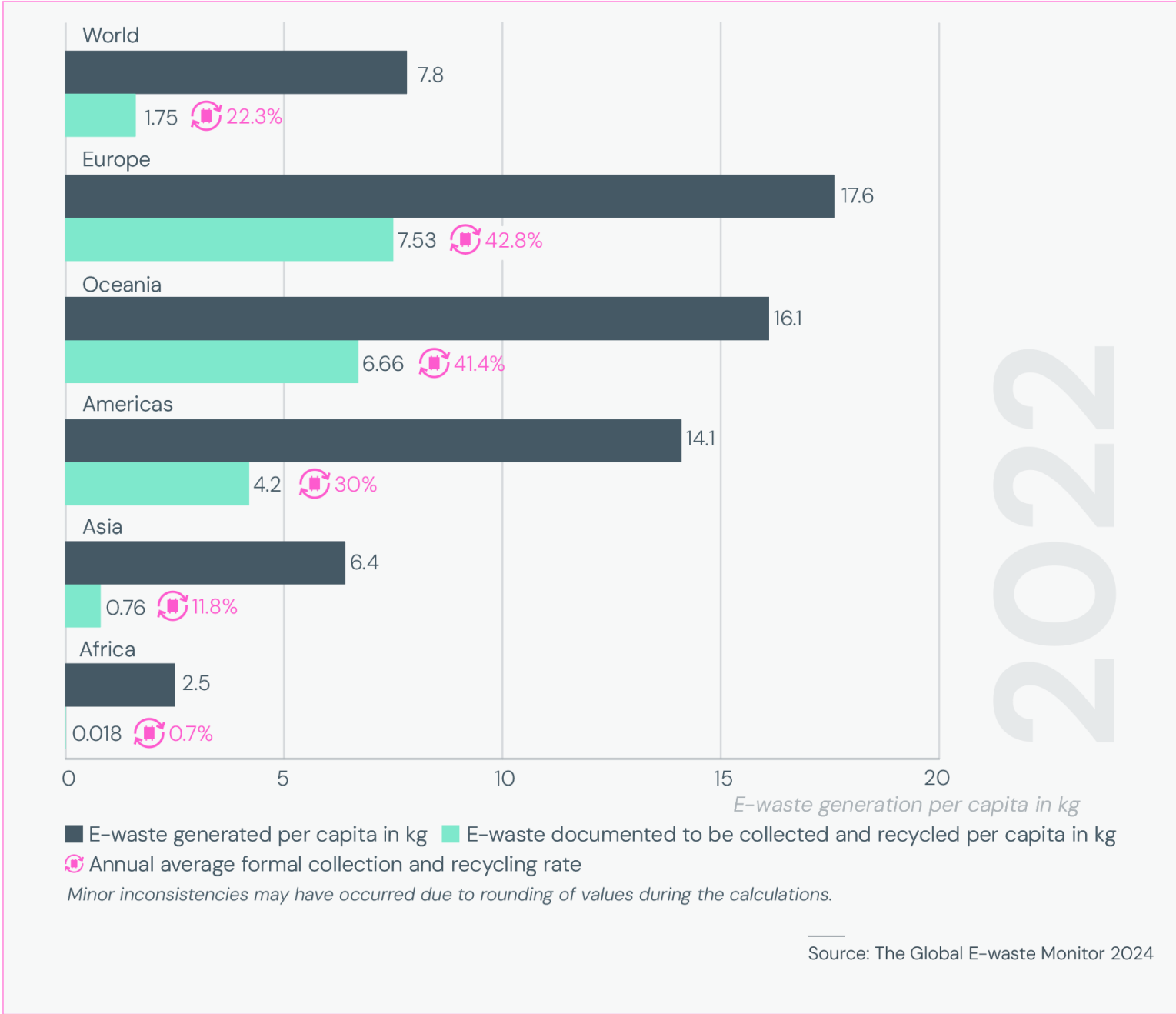
**0.8 billion kg**

shipped uncontrolled from high  
income to middle- and low-income  
countries.

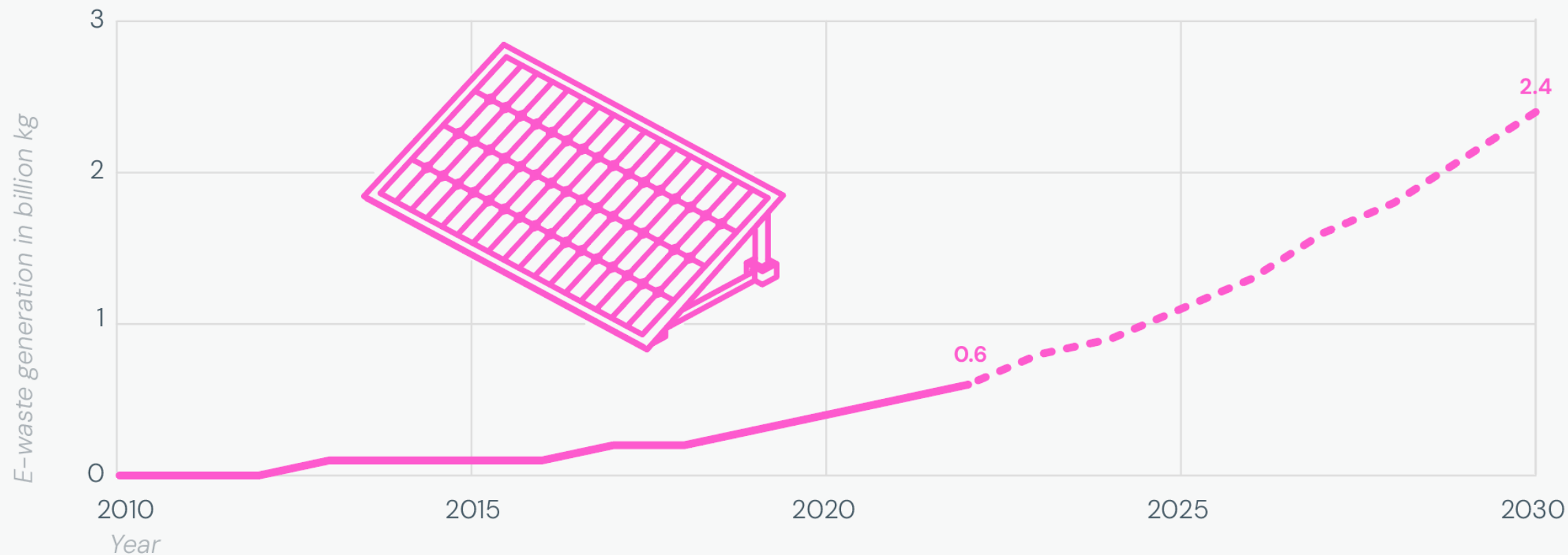


Bénédicte Kurzen / NOOR for Fondation Carmignac

# E-waste Generated and Documented as Formally Collected and Recycled by Region



# Photovoltaic Panels

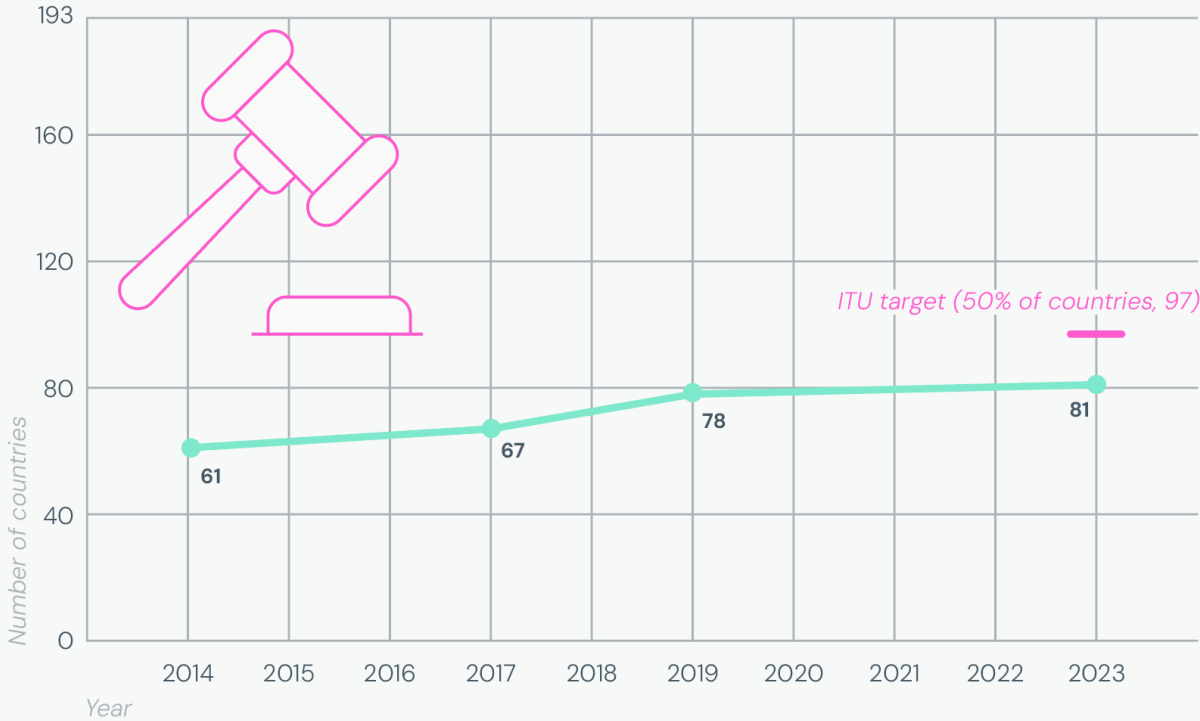


Source: The Global E-waste Monitor 2024



# Importance of Legislation

Figure 14. Number of Countries with E-waste Legislation, Policy or Regulation



Source: The Global E-waste Monitor 2024

**81 countries**

have adopted e-waste policy, legislation or regulation.

**67 countries**

have legal provisions on EPR for e-waste.

**36 countries**

have provisions on e-waste recycling rate targets.

**46 countries**

have provisions on e-waste collection rate targets.

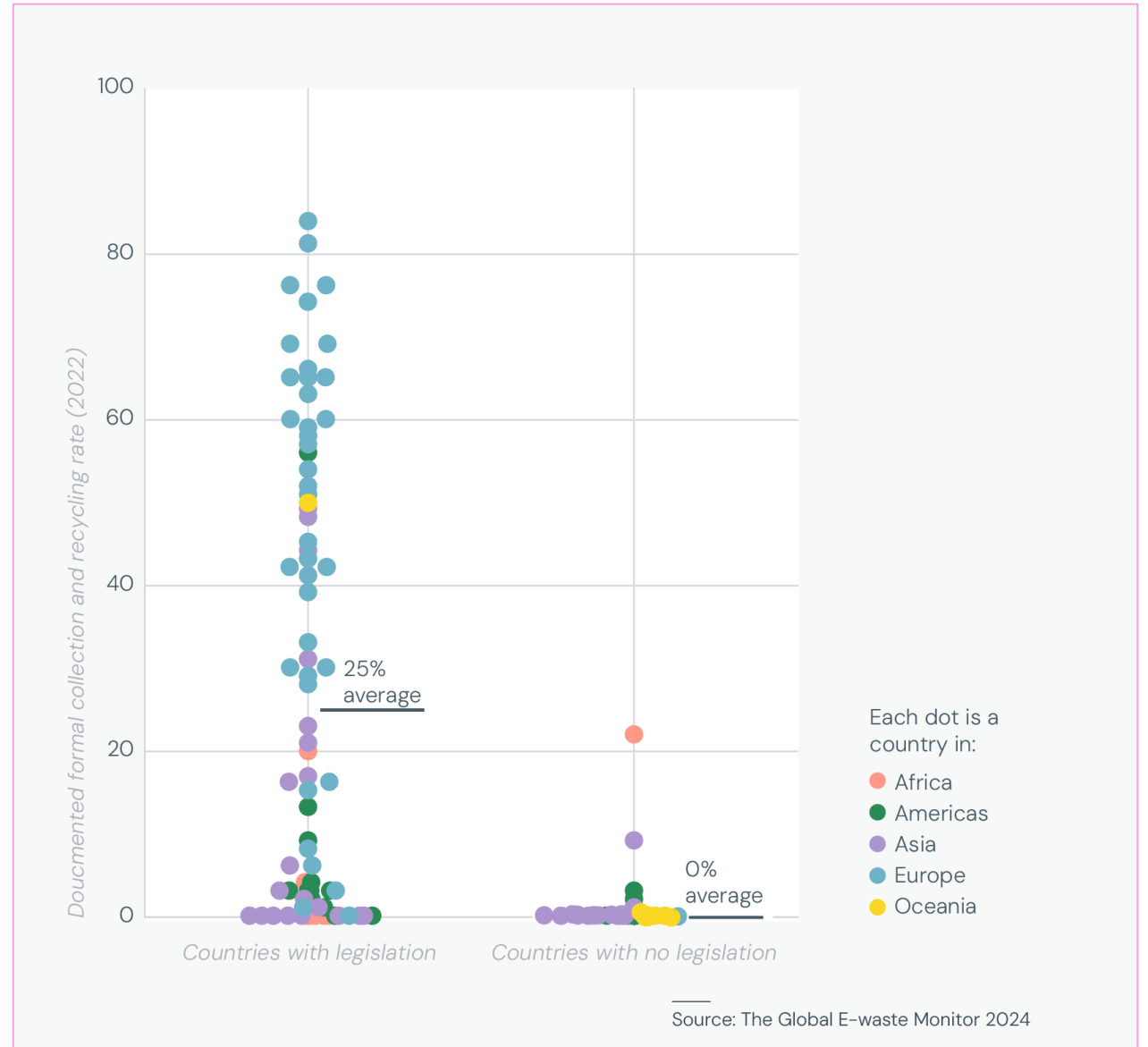
Source: The Global E-waste Monitor 2024

Generally, presence of legislation tells us whether environmentally sound e-waste management has occurred. But it is not a panacea.

# Collection and Recycling Legislation

**Countries with legislation achieve a collection and recycling rate of 25% on average.**

For the majority of those with no legislation, this rate is close to 0%.



**United Nations Institute  
for Training and  
Research (UNITAR)**

Sustainable Cycles (SCYCLE) Programme  
Platz der Vereinten Nationen 1  
53113 Bonn, Germany

**International  
Telecommunication  
Union (ITU)**

Place des Nations, 1211  
Geneva 20, Switzerland

**Fondation Carmignac**

Villa Carmignac, Porquerolles  
Île de Porquerolles  
La Courtade  
83400 Hyères, France

**Contact**

[balde@unitar.org](mailto:balde@unitar.org)



FONDATION  
CARMIGNAC | PHOTO-  
JOURNALISM  
AWARD



Maunzio Marcato / Shutterstock.com