

ITUEvents

ITU World Radiocommunication Seminar 2018

3-7 December 2018
Geneva, Switzerland

www.itu.int/go/ITU-R/WRS-18



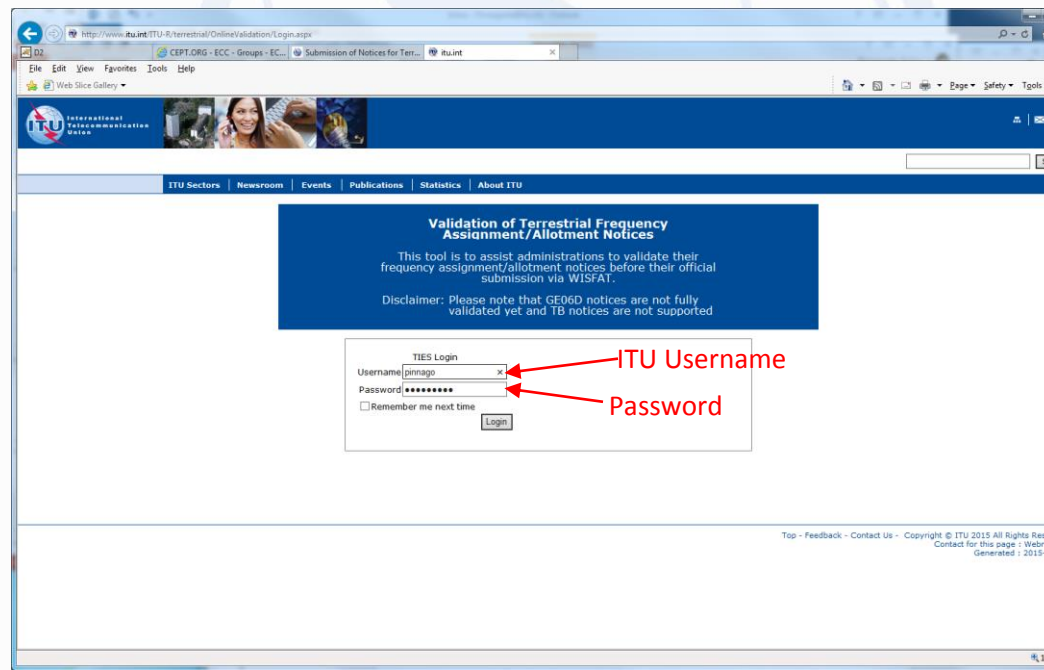
ONLINE VALIDATION

BR/TSD/TPR

WRS-18 Workshop, Switzerland - Geneva, 5 to 7 December 2018

How to use the online validation tool

- You need to have an ITU Username with TIES services.
If you do not have then you need to visit the following website
<http://www.itu.int/TIES/index.html> and request it online.
- Type in the ITU username and password to login



The screenshot shows a web browser window with the URL <http://www.itu.int/ITU-R/terrestrial/OnlineValidation/Login.aspx>. The page features the ITU logo and a navigation bar with links to ITU Sectors, Newsroom, Events, Publications, Statistics, and About ITU. The main content area is titled "Validation of Terrestrial Frequency Assignment/Allotment Notices" and includes a disclaimer: "This tool is to assist administrations to validate their frequency assignment/allotment notices before their official submission via WISFAT. Disclaimer: Please note that GE06D notices are not fully validated yet and TB notices are not supported." Below this is a "TIES Login" form with fields for "Username" (containing "pinmago") and "Password" (masked with dots). A "Remember me next time" checkbox and a "Login" button are also present. Red arrows point from the text "ITU Username" to the Username field and "Password" to the Password field.

Validation of Terrestrial Frequency Assignment/Allotment Notices

This tool is to assist administrations to validate their frequency assignment/allotment notices before their official submission via WISFAT.

Disclaimer: Please note that GE06D notices are not fully validated yet and TB notices are not supported

TIES Login

Username

Password

☐ Remember me next time

Login

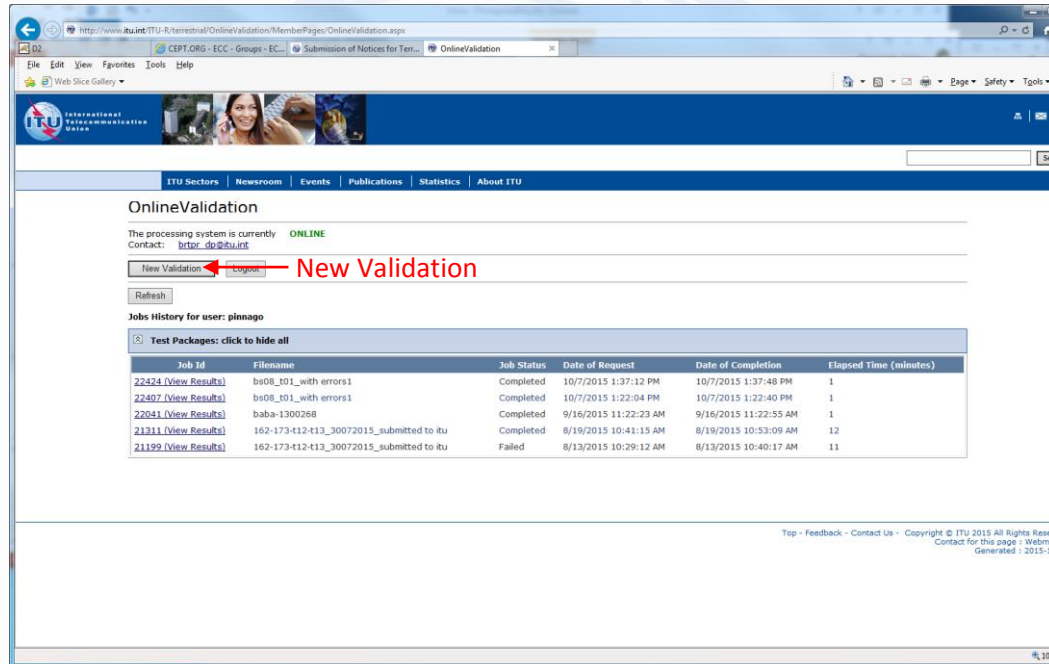
ITU Username

Password

Top - Feedback - Contact Us - Copyright © ITU 2015 All Rights Reserved
Contact for this page : Webmaster
Generated : 2015-10

How to use the online validation tool

- Click on “New validation”



OnlineValidation

The processing system is currently **ONLINE**

Contact: itor_dp@itu.int

[New Validation](#) [Copy](#) **New Validation**

[Refresh](#)

Jobs History for user: pinnago

Test Packages: click to hide all

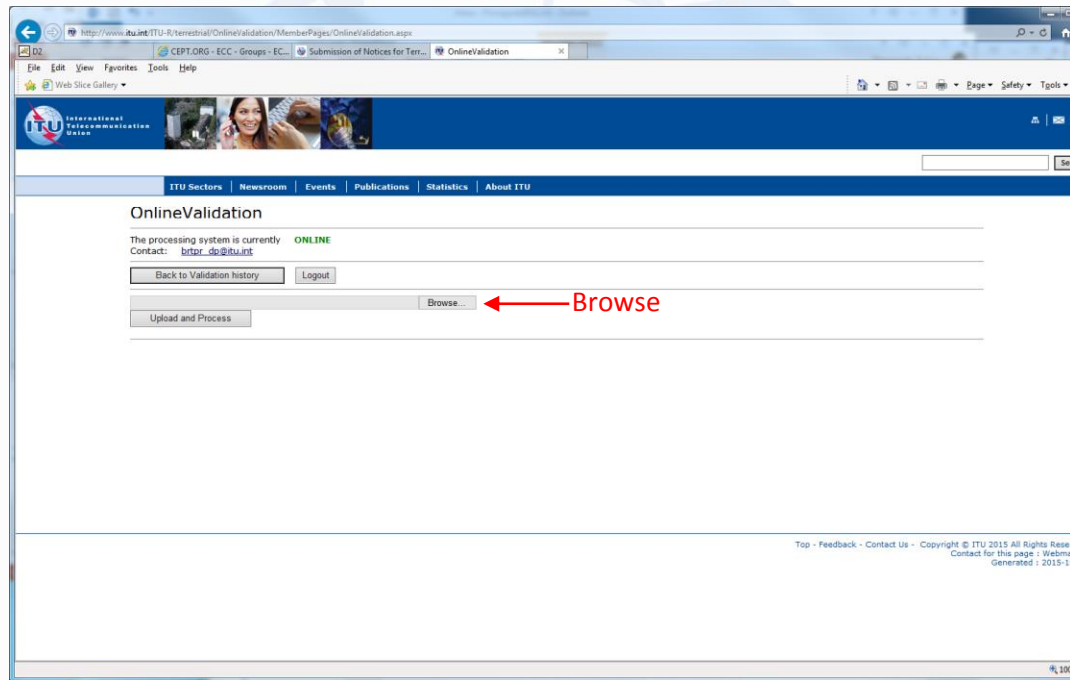
Job Id	Filename	Job Status	Date of Request	Date of Completion	Elapsed Time (minutes)
22424 (View Results)	bs08_t01_with errors1	Completed	10/7/2015 1:37:12 PM	10/7/2015 1:37:48 PM	1
22497 (View Results)	bs08_t01_with errors1	Completed	10/7/2015 1:22:04 PM	10/7/2015 1:22:40 PM	1
22041 (View Results)	baba-1300268	Completed	9/16/2015 11:22:23 AM	9/16/2015 11:22:55 AM	1
21311 (View Results)	162-173-t12-t13_30072015_submitted to itu	Completed	8/19/2015 10:41:15 AM	8/19/2015 10:53:09 AM	12
21199 (View Results)	162-173-t12-t13_30072015_submitted to itu	Failed	8/13/2015 10:29:12 AM	8/13/2015 10:40:17 AM	11

Top - Feedback - Contact Us - Copyright © ITU 2015 All Rights Reserved
Contact for this page : Webmaster
Generated : 2015-10

How to use the online validation tool



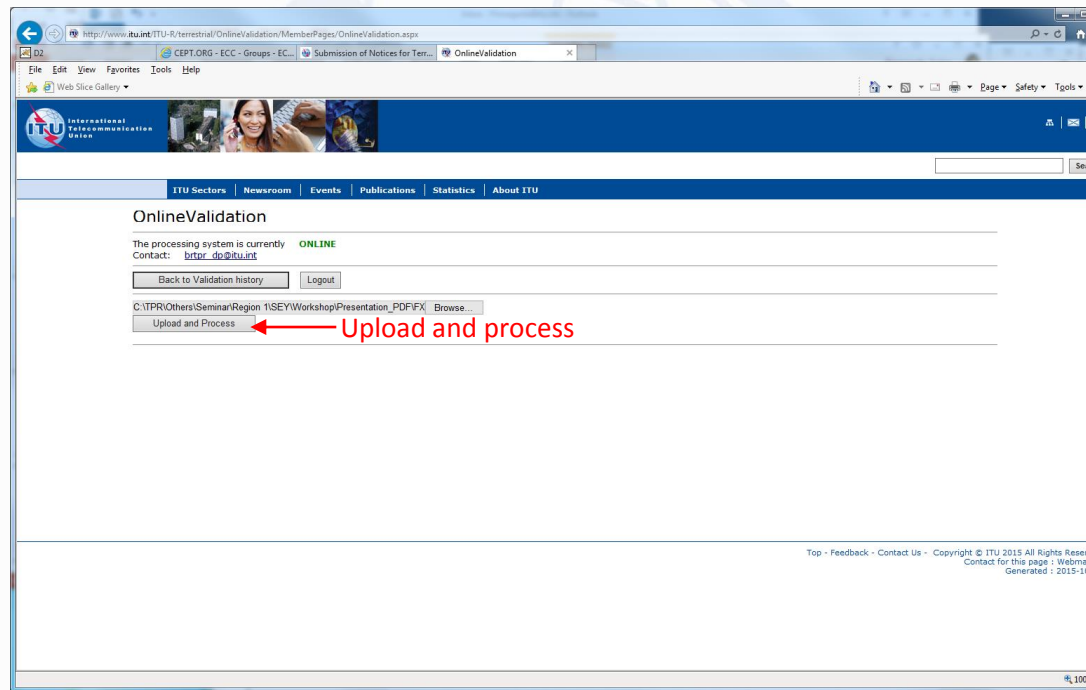
- Click on **“Browse”** to select the file to validate



How to use the online validation tool

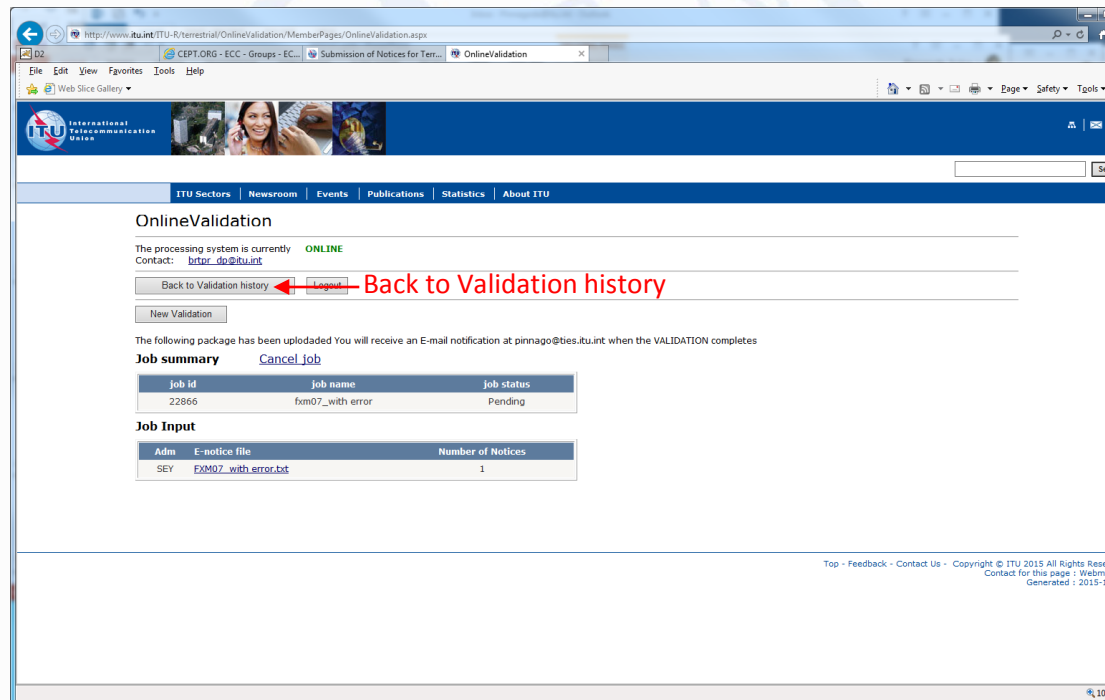


- Click on “**Upload and Process**”



How to use the online validation tool

- The job is now sent for validation. You may click on “New Validation” to submit another file or click on “Back to Validation history”



The screenshot shows the ITU OnlineValidation web interface. The browser address bar displays the URL: <http://www.itu.int/ITU-R/terrestrial/OnlineValidation/MemberPages/OnlineValidation.aspx>. The page features a blue header with the ITU logo and navigation links: ITU Sectors, Newsroom, Events, Publications, Statistics, and About ITU. The main content area is titled "OnlineValidation" and includes a status indicator "ONLINE" and a contact email helpdesk@itu.int. Below this, there are two buttons: "Back to Validation history" and "New Validation". A red arrow points from the text "Back to Validation history" to the "Back to Validation history" button. The page also displays a "Job summary" section with a "Cancel job" link. A table shows the job details:

Job id	Job name	Job status
22866	fxm07_with error	Pending

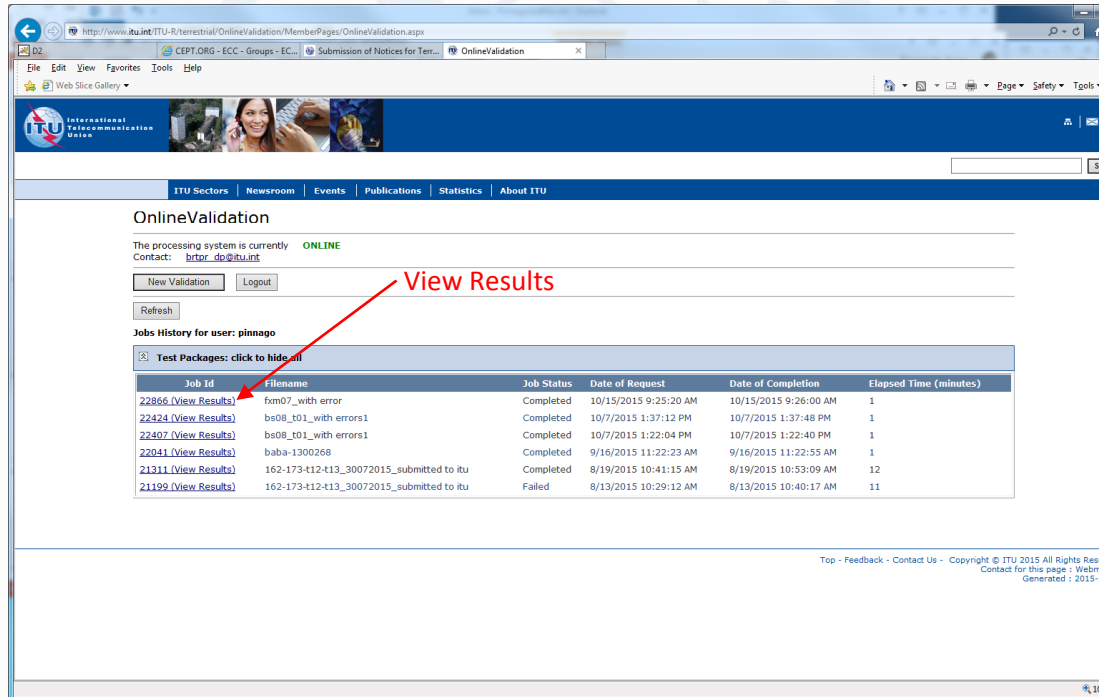
Below the job summary, there is a "Job Input" section with a table showing the input file and the number of notices:

Adm	E-notice file	Number of Notices
SEY	FXM07_with_error.bt	1

The footer of the page contains the text: "Top - Feedback - Contact Us - Copyright © ITU 2015 All Rights Reserved. Contact for this page: Webmaster. Generated: 2015-10".

How to use the online validation tool

- You may click on “Refresh” to see the progress of the processing. Once the validation is completed, you may click on Job ID (View Results), you will also receive an e-mail.



OnlineValidation

The processing system is currently **ONLINE**
Contact: bjrtor_dp@itu.int

[New Validation](#) [Logout](#)

[Refresh](#)

Jobs History for user: pinnago

Test Packages: [click to hide all](#)

Job Id	Filename	Job Status	Date of Request	Date of Completion	Elapsed Time (minutes)
22856 (View Results)	fxm07_with error	Completed	10/15/2015 9:25:20 AM	10/15/2015 9:26:00 AM	1
22424 (View Results)	bs08_t01_with errors1	Completed	10/7/2015 1:37:12 PM	10/7/2015 1:37:48 PM	1
22407 (View Results)	bs08_t01_with errors1	Completed	10/7/2015 1:22:04 PM	10/7/2015 1:22:40 PM	1
22041 (View Results)	baba-1300268	Completed	9/16/2015 11:22:23 AM	9/16/2015 11:22:55 AM	1
21311 (View Results)	162-173-412-413_30072015_submitted to itu	Completed	8/19/2015 10:41:15 AM	8/19/2015 10:53:09 AM	12
21199 (View Results)	162-173-412-413_30072015_submitted to itu	Failed	8/13/2015 10:29:12 AM	8/13/2015 10:40:17 AM	11

Top - Feedback - Contact Us - Copyright © ITU 2015 All Rights Reserved
Contact for this page : Webmaster
Generated : 2015-10

How to use the online validation tool?



- If there are any errors or warnings, they will be displayed on the screen. You may correct and upload again.

The screenshot shows the ITU OnlineValidation web application. The browser address bar displays the URL: <http://www.itu.int/ITU-R/terrestrial/OnlineValidation/MemberPages/OnlineValidation.aspx>. The page has a navigation menu with links to ITU Sectors, Newaroom, Events, Publications, Statistics, and About ITU. The main content area is titled "OnlineValidation" and indicates that the processing system is currently "ONLINE". It provides a contact email: brtr_dp@itu.int. There are buttons for "New Validation", "Logout", and "Refresh". A section titled "Jobs History for user: pinnago" contains a link to "Test Packages 22866: click to show all". Below this is a "Job summary" section with a "Delete" link. A table lists job details:

job id	job name	job status
22866	fxm07_with error	Completed

The "Job Input" section shows a table with columns "Adm", "E-notice file", and "Number of Notices":

Adm	E-notice file	Number of Notices
SEY	FXM07_with_error.txt	1

The "Job Output" section displays the following information:

Parse status: **1_PARSE_NTC_INCOMPLETE**
Total number of errors: 1
Total number of warnings: 1

Notice 1 (Line 4)
Line 1 (4) : Warning : Principal Site (GRAND ANSE PRASLIN) Geographic Coordinates are 955.7 km from SEY; the Coordinates are located in the sea.
Line 1 : Error : t_bdwdth_cde : mandatory key missing or the associated key value is invalid.



Thank you for your attention!

ITU – Radiocommunication Bureau

Questions to brmail@itu.int or brtpr@itu.int