

ITU REGIONAL RADIOCOMMUNICATION
SEMINAR FOR AFRICAN REGION

ITU RRS JOHANNESBURG 2019

13 - 17 May
Johannesburg, South Africa

www.itu.int/go/ITU-R/seminars



Online validation

Ben Ba
Head of TPR
BR/TSD

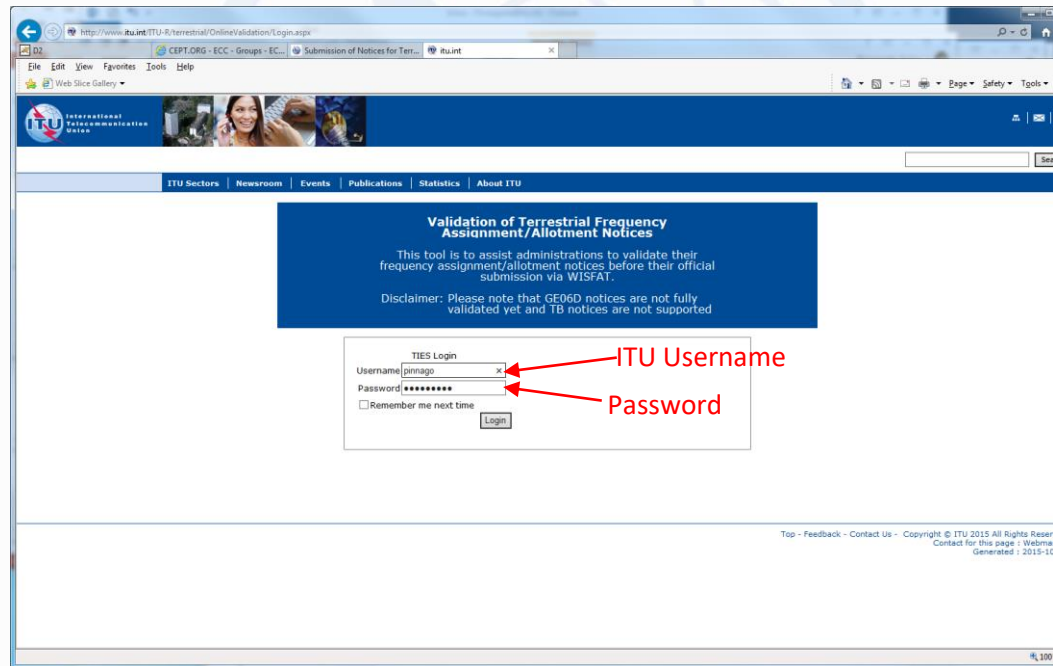
RRS-19-Africa,
Johannesburg, May 2019

Co-Organizers:



How to use the online validation?

- You need to have an ITU Username with TIES services. If you do not have then, request it online at: <http://www.itu.int/TIES/index.html>
- Type in the ITU username and password to login



The screenshot shows a web browser window displaying the ITU TIES login page. The page title is "Validation of Terrestrial Frequency Assignment/Allotment Notices". Below the title, there is a disclaimer: "This tool is to assist administrations to validate their frequency assignment/allotment notices before their official submission via WISFAT. Disclaimer: Please note that GE06D notices are not fully validated yet and TB notices are not supported". The login form is titled "TIES Login" and contains two input fields: "Username" and "Password". The "Username" field contains the text "pinmago" and the "Password" field contains a series of asterisks. A red arrow points from the text "ITU Username" to the "Username" field, and another red arrow points from the text "Password" to the "Password" field. Below the password field is a checkbox labeled "Remember me next time" and a "Login" button. The page footer contains the text: "Top - Feedback - Contact Us - Copyright © ITU 2015 All Rights Reserved. Content for this page: Webmaster Generated: 2015-10".

Validation of Terrestrial Frequency Assignment/Allotment Notices

This tool is to assist administrations to validate their frequency assignment/allotment notices before their official submission via WISFAT.

Disclaimer: Please note that GE06D notices are not fully validated yet and TB notices are not supported

TIES Login

Username pinmago

Password *****

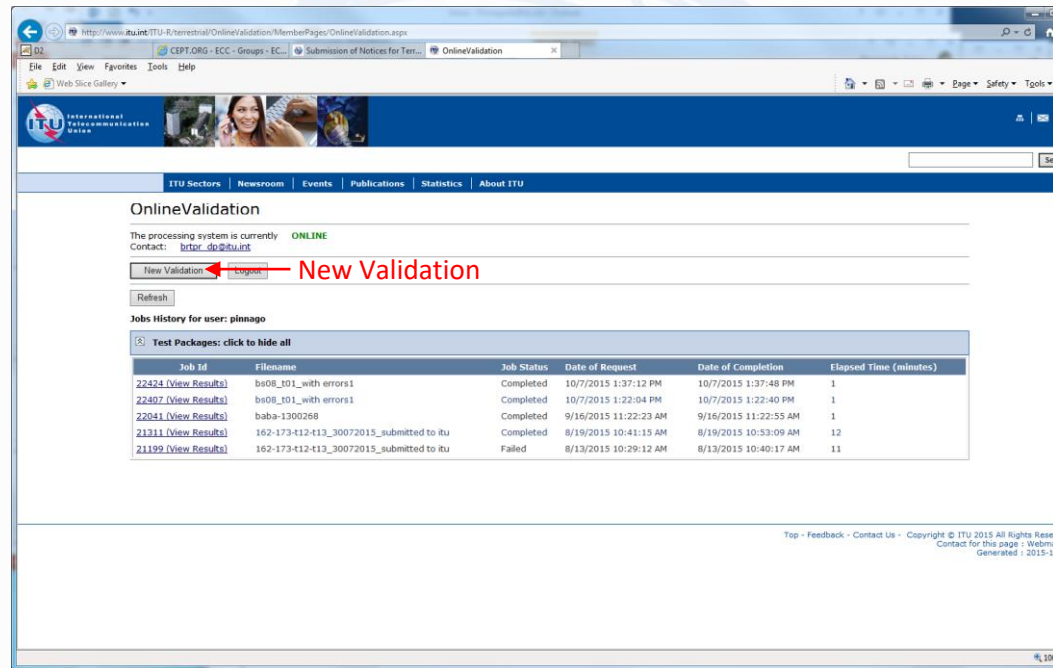
☐ Remember me next time

Login

Top - Feedback - Contact Us - Copyright © ITU 2015 All Rights Reserved
Content for this page: Webmaster
Generated: 2015-10

How to use the online validation?

Click on “New validation”



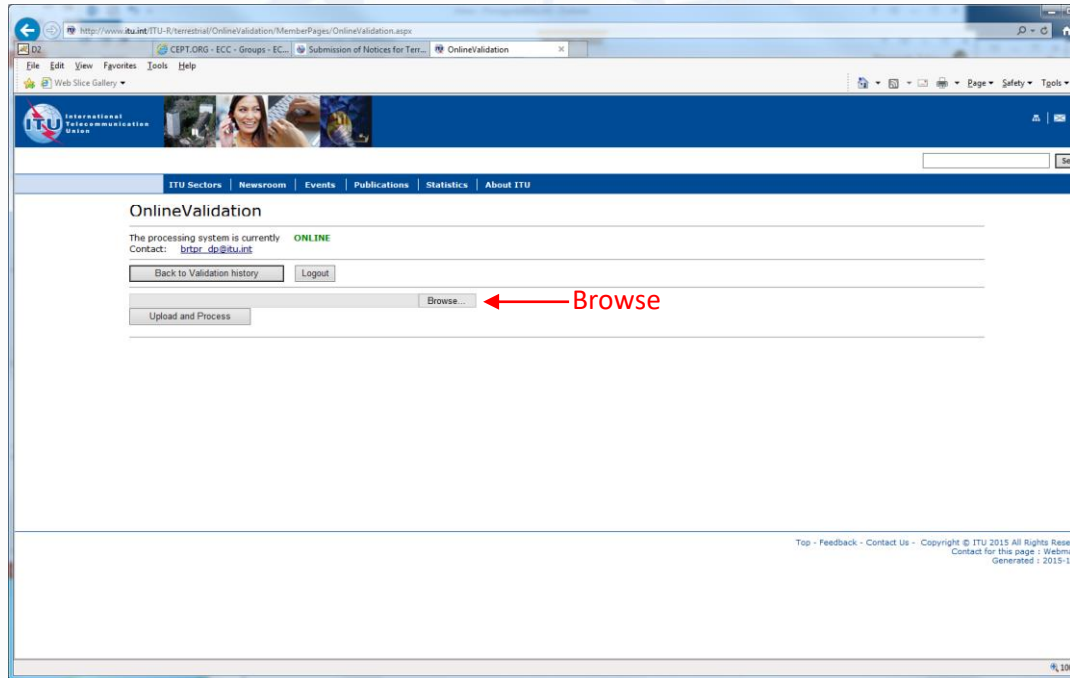
The screenshot displays the ITU OnlineValidation web interface. At the top, there is a navigation bar with links for ITU Sectors, Newsroom, Events, Publications, Statistics, and About ITU. The main content area is titled 'OnlineValidation' and indicates that the processing system is currently 'ONLINE'. A red arrow points to the 'New Validation' button, which is labeled 'New Validation' in red text. Below the button is a 'Refresh' button and a section for 'Jobs History for user: pinnago'. This section contains a table with the following data:

Job Id	Filename	Job Status	Date of Request	Date of Completion	Elapsed Time (minutes)
22424 (View Results)	bs08_t01_with errors1	Completed	10/7/2015 1:37:12 PM	10/7/2015 1:37:48 PM	1
22497 (View Results)	bs08_t01_with errors1	Completed	10/7/2015 1:22:04 PM	10/7/2015 1:22:40 PM	1
22041 (View Results)	baba-1300268	Completed	9/16/2015 11:22:23 AM	9/16/2015 11:22:55 AM	1
21311 (View Results)	162-173-t12-t13_30072015_submitted to itu	Completed	8/19/2015 10:41:15 AM	8/19/2015 10:53:09 AM	12
21199 (View Results)	162-173-t12-t13_30072015_submitted to itu	Failed	8/13/2015 10:29:12 AM	8/13/2015 10:40:17 AM	11

At the bottom of the page, there is a footer with links for Top, Feedback, Contact Us, and Copyright information. The footer also states 'Generated : 2015-10'.

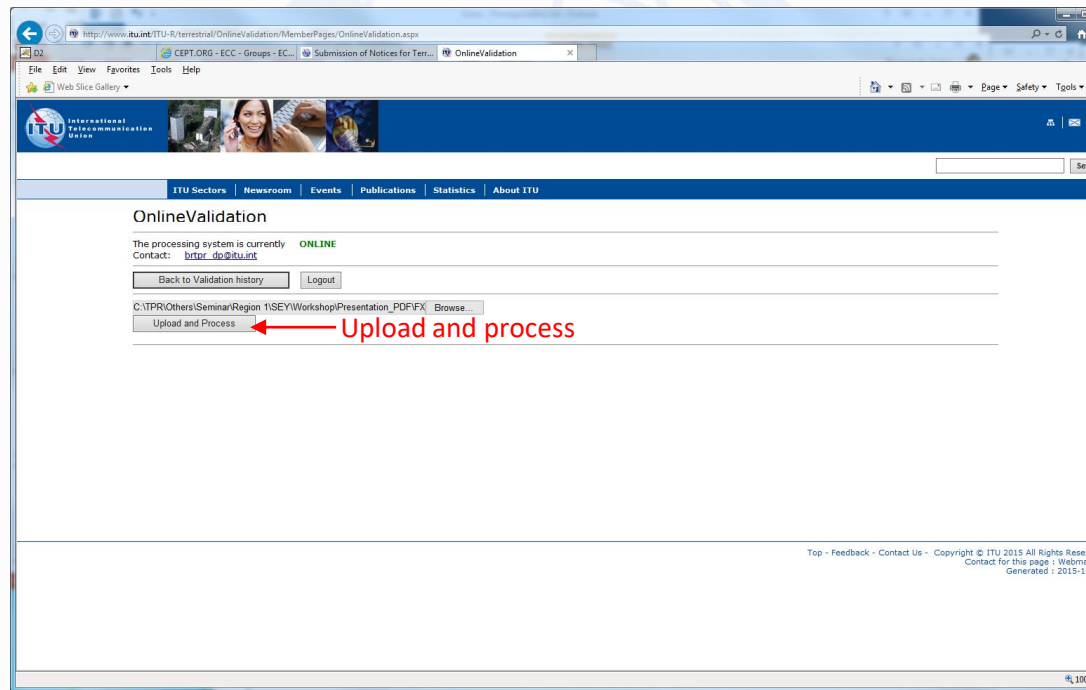
How to use the online validation?

Click on “Browse” to select the file to validate



How to use the online validation?

Click on “Upload and Process”



How to use the online validation?

You may click on “New Validation” to submit another file or click on “Back to Validation history”

The screenshot shows the ITU OnlineValidation web application. The browser address bar displays the URL: <http://www.itu.int/ITU-R/terrestrial/OnlineValidation/MemberPages/OnlineValidation.aspx>. The page features a blue header with the ITU logo and navigation links: ITU Sectors, Newsroom, Events, Publications, Statistics, and About ITU. The main content area is titled "OnlineValidation" and indicates that the processing system is currently **ONLINE**. It provides a contact email: helpdesk_dg@itu.int. Below this, there are two buttons: "Back to Validation history" and "New Validation". A red arrow points from the text "Back to Validation history" to the "Back to Validation history" button. The "New Validation" button is also visible. A message states: "The following package has been uploaded You will receive an E-mail notification at pinnago@ties.itu.int when the VALIDATION completes". Below this, there is a "Job summary" section with a "Cancel job" link. A table displays the job details:

job id	job name	job status
22866	fxm07_with error	Pending

Below the job summary, there is a "Job Input" section with a table showing the input details:

Adm	E-notice file	Number of Notices
SEY	FXM07_with_error.bt	1

At the bottom right of the page, there is a footer with the text: "Top - Feedback - Contact Us - Copyright © ITU 2015 All Rights Reserved. Contact for this page : Webmaster. Generated : 2015-10".

How to use the online validation?

You may click on “Refresh” to see the progress of the processing

Once completed, you may click on Job ID (View Results) and you will also receive an e-mail

The screenshot shows the ITU OnlineValidation web interface. The page title is "OnlineValidation". Below the title, it states "The processing system is currently **ONLINE**". There are buttons for "New Validation", "Logout", and "Refresh". Below these buttons, it says "Jobs History for user: pimgao". There is a link "Test Packages: click to hide all". The main content is a table with the following data:

Job Id	Filename	Job Status	Date of Request	Date of Completion	Elapsed Time (minutes)
22866 (View Results)	fxm07_with error	Completed	10/15/2015 9:25:20 AM	10/15/2015 9:26:00 AM	1
22424 (View Results)	bs08_t01_with errors1	Completed	10/7/2015 1:37:12 PM	10/7/2015 1:37:48 PM	1
22407 (View Results)	bs08_t01_with errors1	Completed	10/7/2015 1:22:04 PM	10/7/2015 1:22:40 PM	1
22041 (View Results)	baba-1300268	Completed	9/16/2015 11:22:23 AM	9/16/2015 11:22:55 AM	1
21311 (View Results)	162-173-t12-t13_30072015_submitted to itu	Completed	8/19/2015 10:41:15 AM	8/19/2015 10:53:09 AM	12
21199 (View Results)	162-173-t12-t13_30072015_submitted to itu	Failed	8/13/2015 10:29:12 AM	8/13/2015 10:40:17 AM	11

At the bottom of the page, there is a footer with the text: "Top - Feedback - Contact Us - Copyright © ITU 2015 All Rights Reserved. Contact for this page : Webmas Generated : 2015-10".

How to use the online validation?

If there are any errors or warnings, they will be displayed on the screen
You may correct and upload again

The screenshot displays the ITU OnlineValidation web application. The browser address bar shows the URL: <http://www.itu.int/ITU-R/terrestrial/OnlineValidation/MemberPages/OnlineValidation.aspx>. The page features a navigation menu with links to ITU Sectors, Newsroom, Events, Publications, Statistics, and About ITU.

OnlineValidation

The processing system is currently **ONLINE**
Contact: brtor_dp@itu.int

Buttons: New Validation, Logout, Refresh

Jobs History for user: pinnago

☒ Test Packages 22866: click to show all

Job summary [Delete](#)

job id	job name	job status
22866	fxm07_with error	Completed

Job Input

Adm	E-notice file	Number of Notices
SEY	FXM07_with error.txt	1

Job Output

Parse status: **T_PARSE_NTC_INCOMPLETE**
Total number of errors: 1
Total number of warnings: 1

Notice 1 (Line 4)
Line 1 (4) : Warning : Principal Site (GRAND ANSE PRASLIN) Geographic Coordinates are 955.7 km from SEY; the Coordinates are located in the sea.
Line 1 : Error : t_bdwidth_cde : mandatory key missing or the associated key value is invalid.

At the bottom of the page, there is a JavaScript call: `javascript:_doPostBack('ctl00$ContentPlaceHolder1$UserSubmissionCtrl1$gvAllSubmission$ctl02$lnkJob_id','')`



Thank you