ITU World Radiocommunication Seminar

Geneva 2006 Special Cases

7-11 December 2026, Geneva, Switzerland

Geneva 2006 Special Cases

11.12.2026
1610 - 1700



Thiago Soares
Senior
Radiocommunication
Engineer



Subodh Nepal
Senior
Radiocommunication
Engineer

Plan Entries

Code	Plan entry	SFN id	Allotment id	Assignment code
1	Single assignment	–	–	S
2	SFN: two or more linked assignments	Required	–	L
3	Allotment (converted assignments follow)	Required	Required	C
4	Allotment with linked assignment(s)	Required	Required	L or C
5	Allotment with one linked assignment	–	Required	L

Assignment code: S = single · L = linked · C = converted

1S: one single assignment

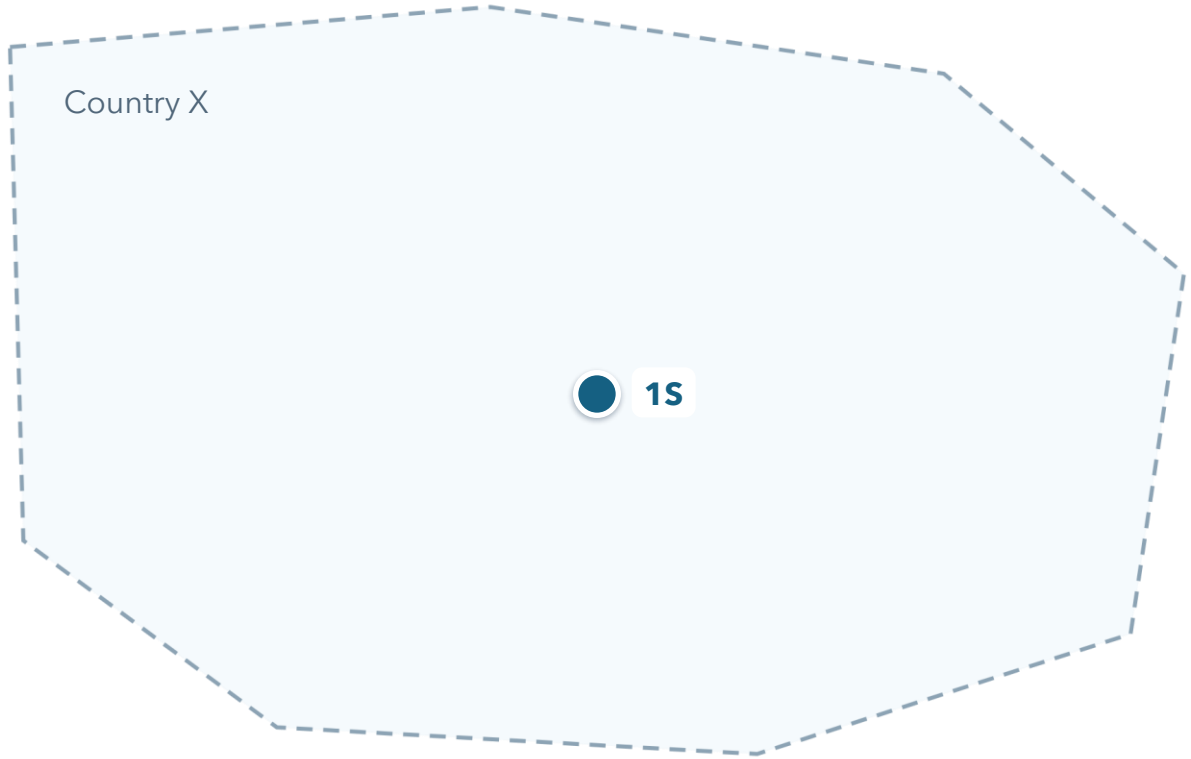

PLAN ENTRY CODE 1

Single assignment

SFN id: none
Allotment id: none
Assignment code: **S** (single)

Envelope: the Plan assignment's own characteristics.

Check: none if notified exactly as planned; site within 20 km.

2L: several assignments, one SFN id

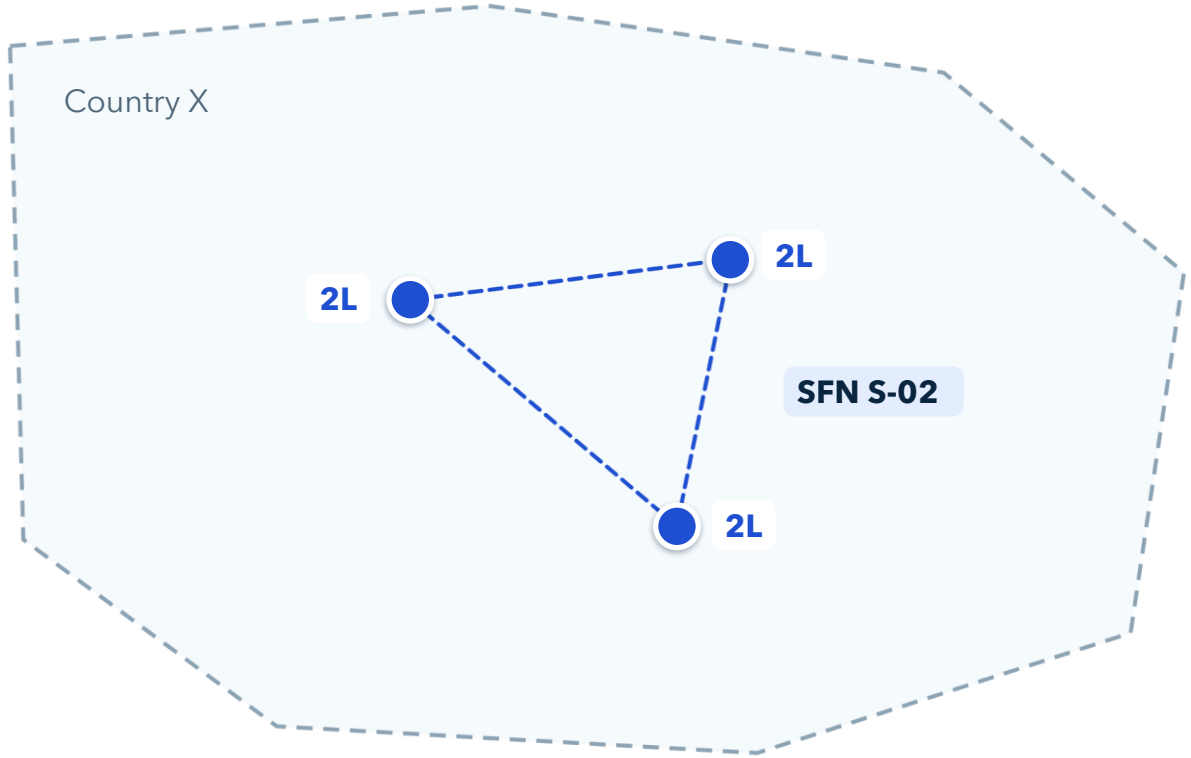

PLAN ENTRY CODE 2

SFN of linked assignments

SFN id: **required**
Allotment id: none
Assignment code: **L** (linked)

Envelope: power sum of all Plan assignments of the SFN.

Check: change one, and all are examined. No extra sites.

Dashed line = same SFN id

3C: a contour, filled by conversion

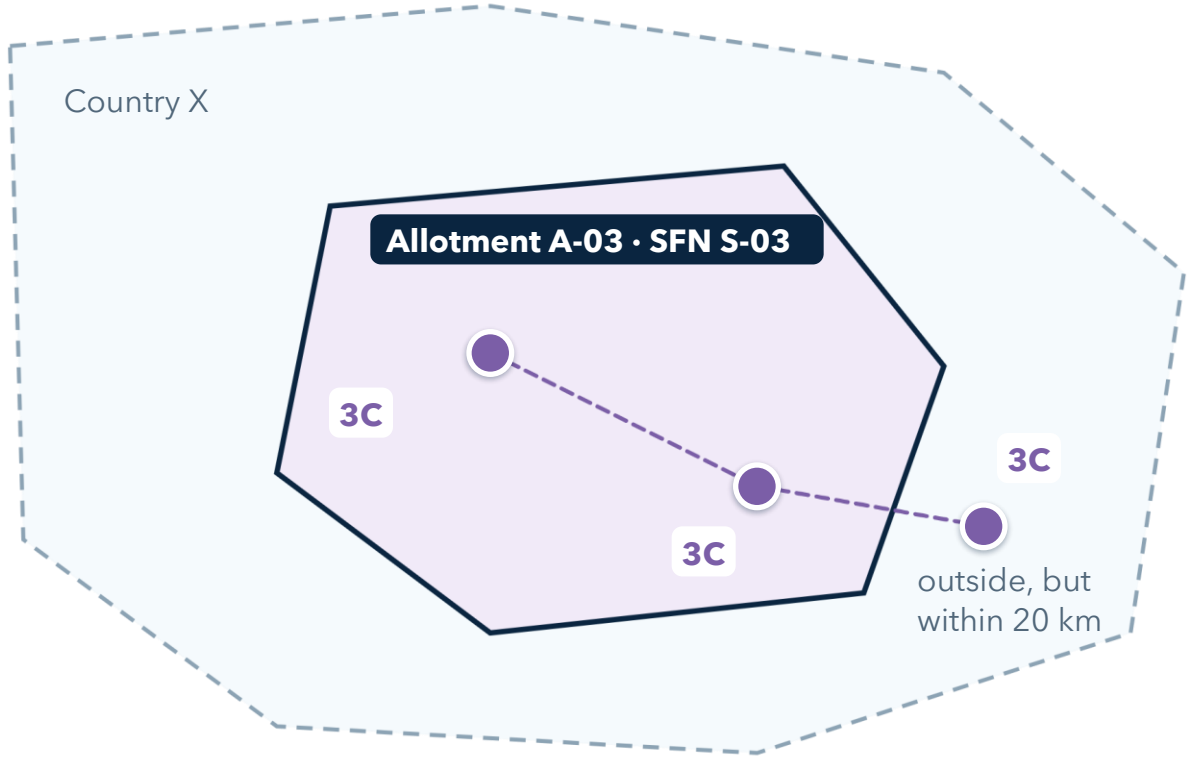

PLAN ENTRY CODE 3

Allotment only

SFN id: **required**
Allotment id: **required**
Assignment code: **C** (converted)

Envelope: reference network at every boundary point.

Check: always, on the sum of all converted sites.

4L: a contour with planned linked sites

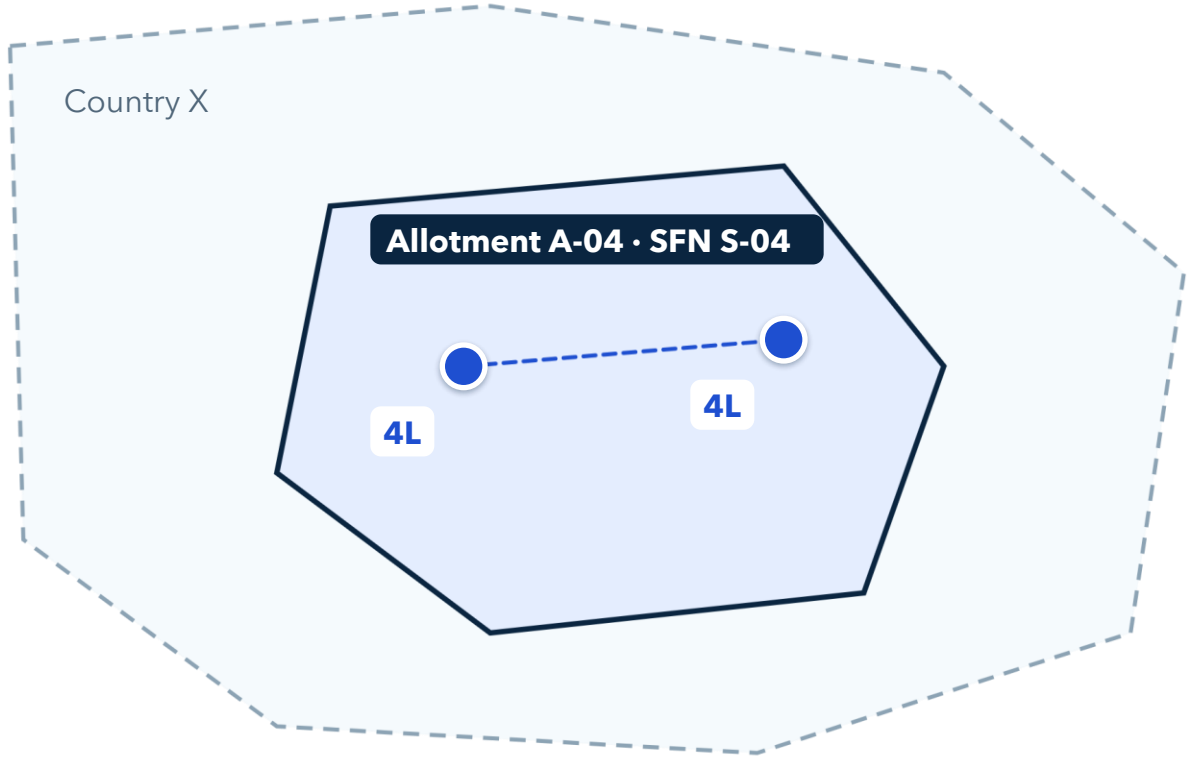

PLAN ENTRY CODE 4

Allotment with linked assignments

SFN id: **required**
Allotment id: **required**
Assignment code: **L** (linked)

Envelope: the higher of the linked sites' power sum and the reference network.

Check: always, even if notified as planned.

4C: new sites join the planned ones

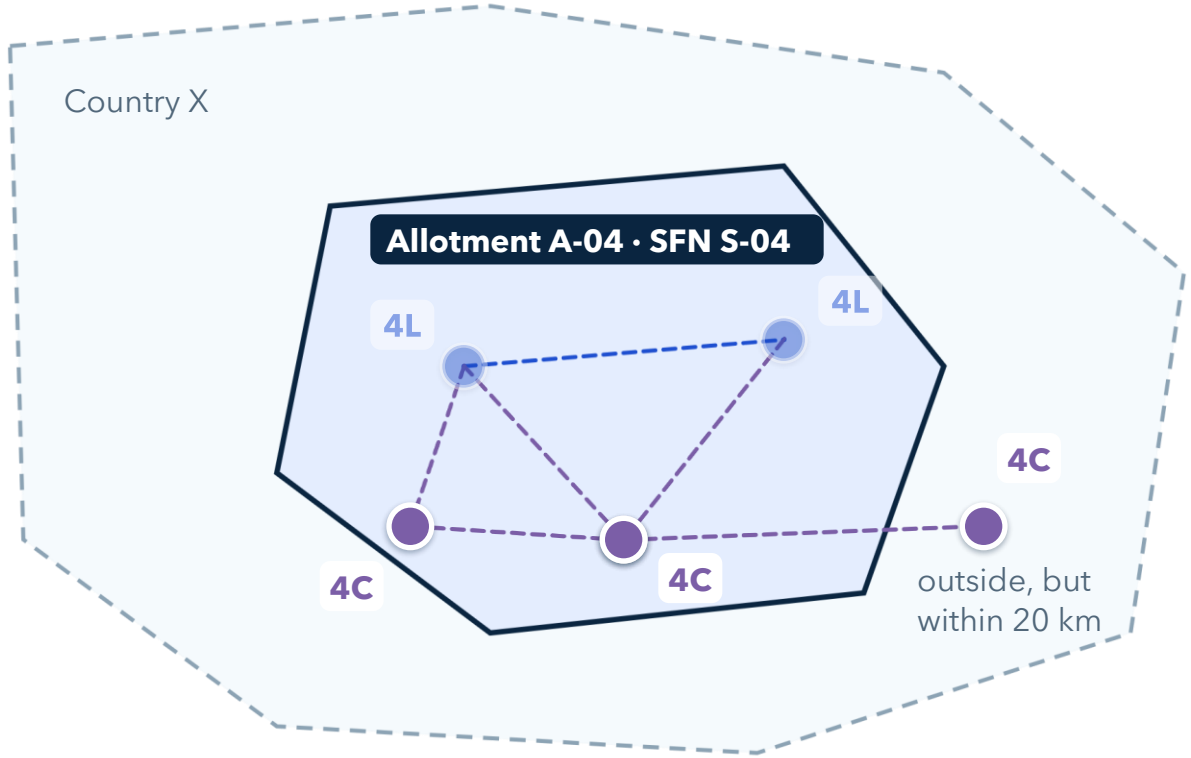

PLAN ENTRY CODE 4

Same entry, after conversion

SFN id: **required**
Allotment id: **required**
Assignment code: **L** (linked) or **C** (converted)

Envelope: unchanged. Linked and converted sites now share it.

Check: power sum of L + C sites, in the MIFR and new.

5L: a contour around one site, no SFN

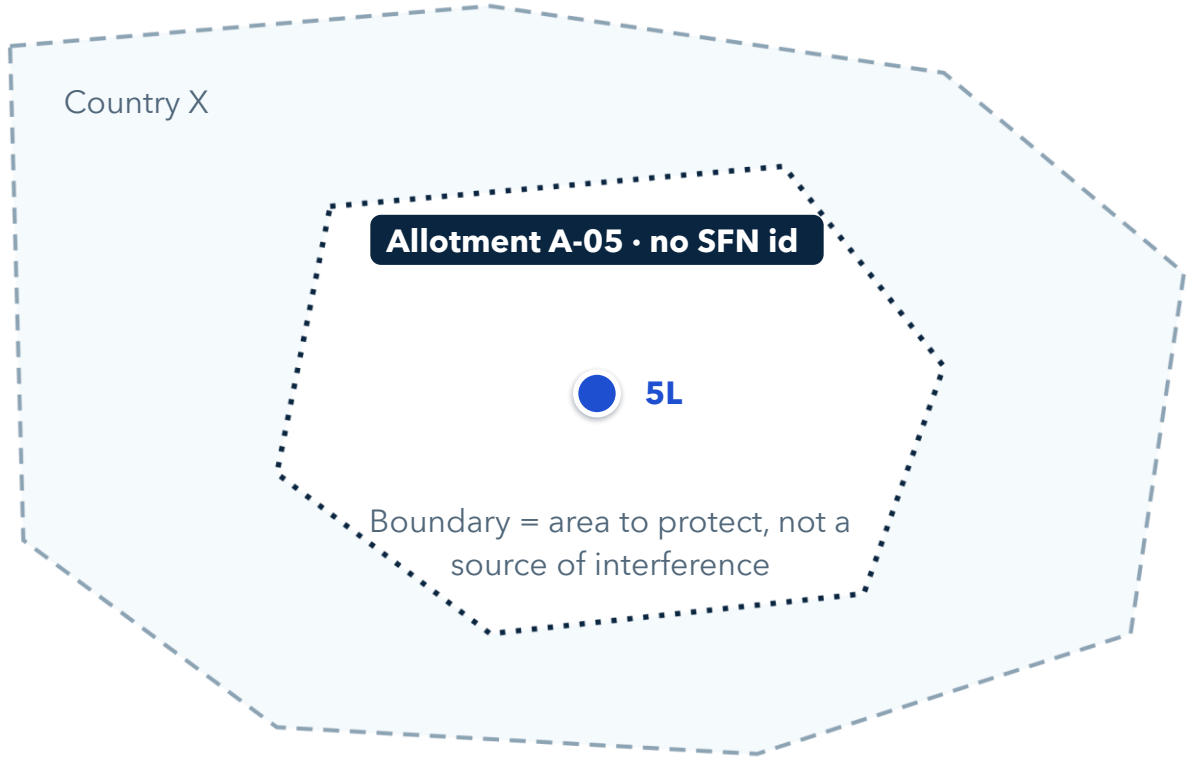

PLAN ENTRY CODE 5

Allotment with one linked assignment

SFN id: **none**
Allotment id: **required**
Assignment code: **L** (linked)

Envelope: the assignment only, examined as code 1.

Cannot be converted until replaced by an allotment entry.

Two routes: change the Plan or record in the MIFR

ARTICLE 4 · PLAN (GE06D)

§4.1.1 a) change, b) add, c) add an assignment stemming from an allotment, d) cancel

Agreement of affected administrations (Annex 4 Sect. I limits)

Exceptions: §4.1.2.4 (limits not exceeded, or no increase in interference or protection); §4.1.2.7 (conversion within Sect. II)

ARTICLE 5 · MIFR

§5.1.2 a)–e) favourable conformity under RR No. 11.34

§5.1.3 a Plan entry used with different characteristics

§5.1.5–5.1.8 return, resubmission, conditional recording

NOTICE TYPES:

- **GT1** DVB-T assignment · Plan + MIFR
- **GS1** T-DAB assignment · Plan + MIFR
- **GT2 / GS2** allotment · Plan only
- **GB1** different characteristics · MIFR only

T-DAB in a DVB-T Entry (7 MHz raster)

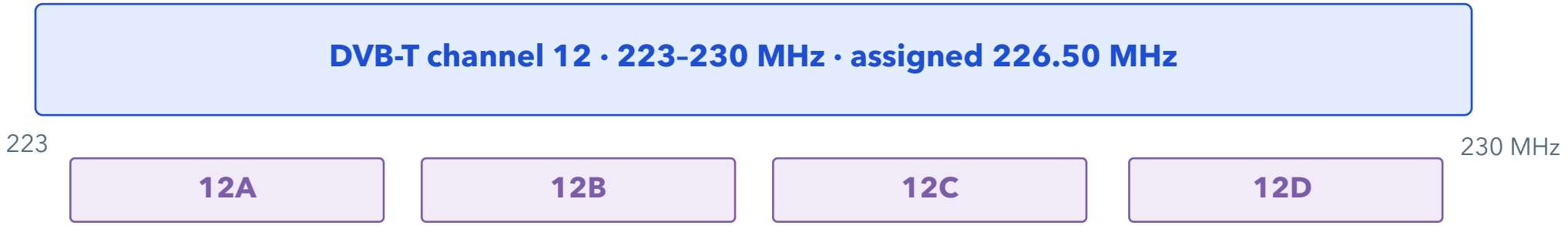

TABLE A.3.1-3 · CHANNELS 5 TO 12

Every channel n holds blocks nA–nD: channel 5 (174–181 MHz) holds 5A–5D, through channel 12.

WHERE IT APPLIES

Most of the planning area: Europe, North Africa, the Middle East and parts of East and West Africa.

T-DAB in a DVB-T Entry (7 MHz raster)

Channel 5 174–181 MHz				Channel 6 181–188 MHz				Channel 7 188–195 MHz				Channel 8 195–202 MHz			
5A	5B	5C	5D	6A	6B	6C	6D	7A	7B	7C	7D	8A	8B	8C	8D

Channel 9 202–209 MHz				Channel 10 209–216 MHz				Channel 11 216–223 MHz				Channel 12 223–230 MHz			
9A	9B	9C	9D	10A	10B	10C	10D	11A	11B	11C	11D	12A	12B	12C	12D

32 BLOCKS · 8 CHANNELS

Every channel n holds exactly blocks nA–nD (Table A.3.1-15 groups them under the 7 MHz channel ranges).

GUARD BANDS

176 kHz between blocks inside a channel; 320 or 336 kHz where two channels meet.

T-DAB in a DVB-T Entry (8 MHz raster)

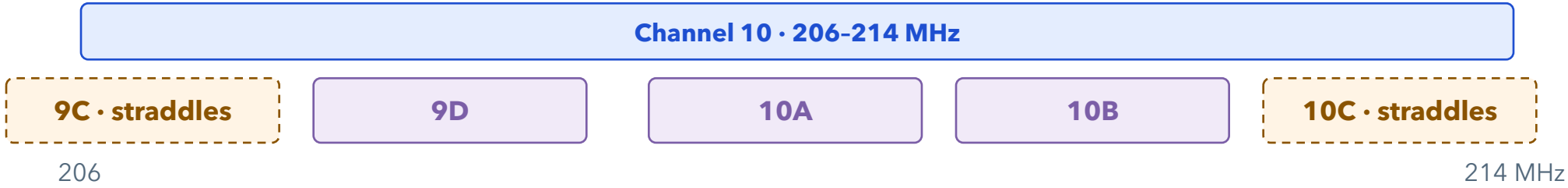

Channel *	MHz	Blocks wholly inside	Blocks straddling an edge
6	174–182	5A 5B 5C 5D	6A
7	182–190	6B 6C 6D 7A	6A, 7B
8	190–198	7C 7D 8A	7B, 8B
9	198–206	8C 8D 9A 9B	8B, 9C
10	206–214	9D 10A 10B	9C, 10C
11	214–222	10D 11A 11B 11C	10C, 11D
12	222–230	12A 12B 12C 12D	11D

* Channel numbering can vary, depending on the country

T-DAB in a DVB-T Entry (8 MHz raster)

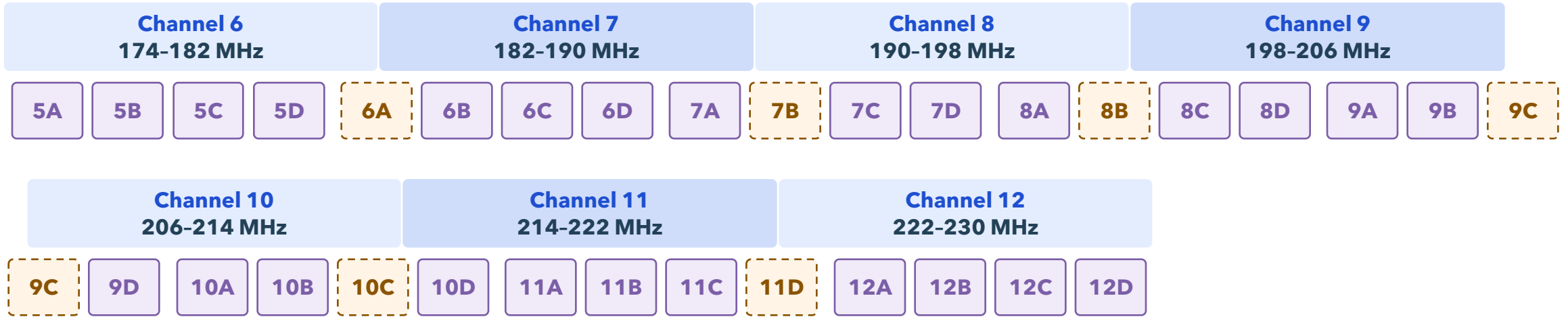

WHOLLY INSIDE: 26 OF 32

Five channels hold four whole blocks; 190–198 and 206–214 MHz hold only three.

STRADDLING: 6 BLOCKS

6A, 7B, 8B, 9C, 10C and 11D cross a channel edge (9C is shown on both rows).

* Channel numbering can vary, depending on the country

Cases

CASE 1

Adding an allotment (3 and 4)

Art. 4 §4.1.1 b), Annex 4 Sect. I

CASE 2

Article 4 conversion (3C, 4C)

§4.1.1 c), §4.1.2.7, §4.1.5.3

CASE 3

Article 4 conversion: a 4C 20 km out

§4.1.2.7, Sect. II §4.3.1

CASE 4

Article 5: MIFR recording stemming from an allotment

§5.1.2 c)/d), Annex 4, Sect. II §4.1.4, §4.3.4

CASE 5

T-DAB into a DVB-T entry

§5.1.2e), RoP

CASE 6

Use of a digital PE with different characteristics

§5.1.3, RoP

EACH CASE Scenario → legal basis → notice data → BR examination → real case

Thank you

Questions

brmail@itu.int or brbcd@itu.int

