

MIS 2013

MEASURING THE INFORMATION SOCIETY

ICT Development Index (IDI)



ICT trends

ICT developments are maturing in all parts of the world



2.7 BILLION PEOPLE ONLINE



750 MILLION HOUSEHOLDS CONNECTED

6.8 BILLION MOBILE-CELLULAR SUBSCRIPTIONS

2 BILLION MOBILE-BROADBAND SUBSCRIPTIONS

50% OF WORLD POPULATION LIVES WITHIN REACH OF A 3G NETWORK



IDI top ten

Economies with the highest 2012 IDI value

1 REPUBLIC OF KOREA IDI VALUE 8.57 IDI RANK #1



100% MOBILE-BROADBAND PENETRATION



AND OVER 97% OF HOUSEHOLDS CONNECTED

6 OF THE TOP 10 ARE FROM NORTHERN EUROPE



2012 RANK	2011 RANK	COUNTRY	IDI VALUE	RANK
2	2	SWEDEN	8.45	RANK 2
3	3	ICELAND	8.36	RANK 4
4	4	DENMARK	8.35	RANK 3
5	5	FINLAND	8.24	RANK 5
6	6	NORWAY	8.15	RANK 6
7	7	NETHERLANDS	8.00	RANK 7
8	11	UK	7.98	RANK 11
9	9	LUXEMBOURG	7.95	RANK 9
10	10	HONG KONG (CHINA)	7.92	RANK 10

TOP 30 IDI ECONOMIES SHARE A HIGH LEVEL OF INCOME AND SKILLS

COUNTRIES FROM ASIA & PACIFIC, 2012 RANK:

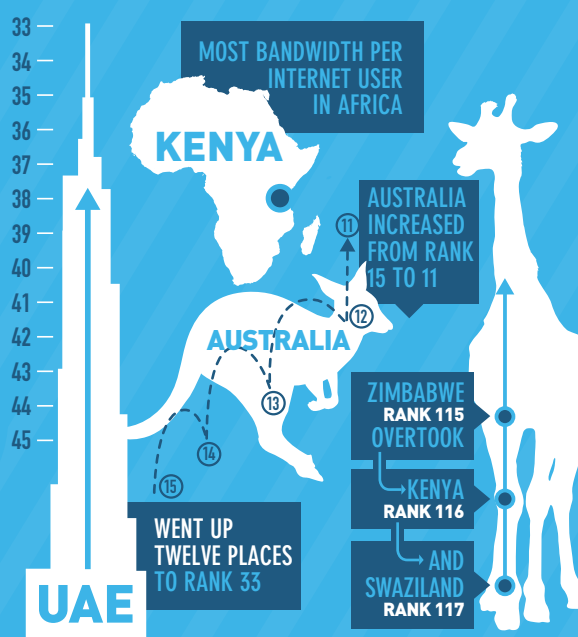
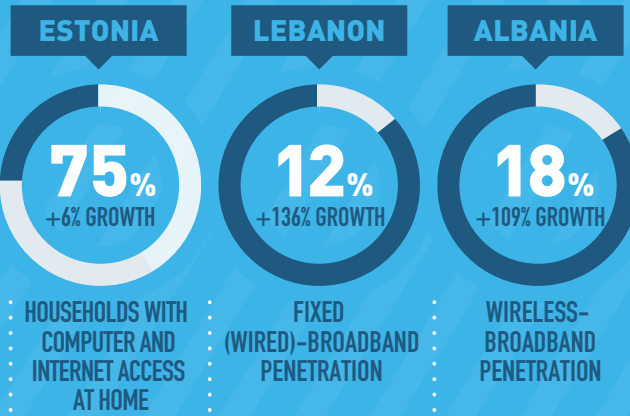
AUSTRALIA 11, JAPAN 12, MACAO (CHINA) 14, SINGAPORE 15, NEW ZEALAND 16

COUNTRIES FROM THE AMERICAS, 2012 RANK:

USA 17, CANADA 20, BARBADOS 29

IDI dynamic countries

Economies with the greatest 2011-2012 IDI rank/value increase



TOP IDI RANK INCREASE

2012 RANK	2011 RANK	COUNTRY	IDI VALUE	RANK
33	45	UAE	6.41	RANK 45
52	61	LEBANON	5.37	RANK 61
29	36	BARBADOS	6.65	RANK 36
64	70	SEYCHELLES	4.75	RANK 70
41	46	BELARUS	6.11	RANK 46
60	65	COSTA RICA	5.03	RANK 65
85	90	MONGOLIA	3.92	RANK 90
132	137	ZAMBIA	1.77	RANK 137


★ ECONOMIES THAT HAVE MADE THE MOST PROGRESS (2011-2012 IDI VALUE INCREASE)

LEBANON 4.62 ↗ 5.37 UAE 5.68 ↗ 6.41 BARBADOS 6.01 ↗ 6.65 OMAN 4.80 ↗ 5.36 COSTA RICA 4.47 ↗ 5.03 BELARUS 5.57 ↗ 6.11 ESTONIA 6.74 ↗ 7.28 SAUDI ARABIA 5.79 ↗ 6.30 ISRAEL 6.70 ↗ 7.11 BRAZIL 4.59 ↗ 5.00

least connected countries (LCCs)

Economies with the lowest IDI values

THE 39 LCCs REPRESENT A TOTAL POPULATION OF 2.4 BILLION WHICH IS MORE THAN A THIRD OF THE TOTAL WORLD POPULATION



LCCs COULD DRAW THE GREATEST BENEFITS FROM BETTER ACCESS TO AND USE OF ICTs, INCLUDING IN AREAS SUCH AS:



HEALTH



EDUCATION



EMPLOYMENT

IN CAMEROON, DJIBOUTI, PAKISTAN, RWANDA AND TOGO LESS THAN ONE IN TEN PEOPLE USE THE INTERNET

SELECTED LCCs

2012 RANK	2011 RANK	COUNTRY	IDI VALUE	RANK
119	118	SUDAN	2.33	RANK 118
121	120	INDIA	2.21	RANK 120
122	123	NIGERIA	2.18	RANK 123
129	128	PAKISTAN	1.83	RANK 128
131	131	DJIBOUTI	1.77	RANK 131
135	139	BANGLADESH	1.73	RANK 139
136	136	CAMEROON	1.72	RANK 136
141	143	RWANDA	1.66	RANK 143
148	149	MOZAMBIQUE	1.51	RANK 149
153	153	ERITREA	1.20	RANK 153
157	157	NIGER	0.99	RANK 157