

**ITU/BDT Regional Economic and Financial Forum of
Telecommunications/ICT for Africa**

Brazzaville, Republic of Congo, 18-19 February 2014

**Trends on telecommunication/ICT
services regulation and Costs and
Tariff Policies**

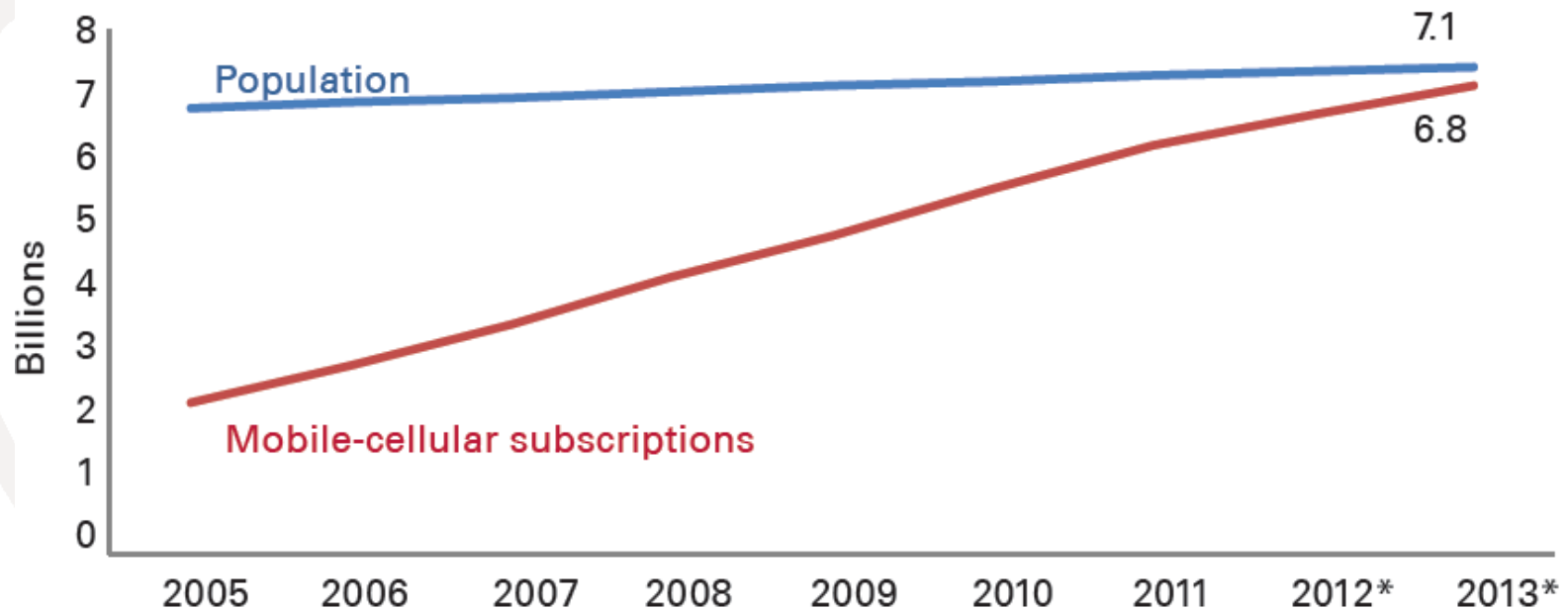
Carmen Prado-Wagner

Regulatory and Market Environment Division

IEE Department/Telecommunication Development Bureau

International Telecommunication Union

6.8 billion mobile-cellular subscriptions

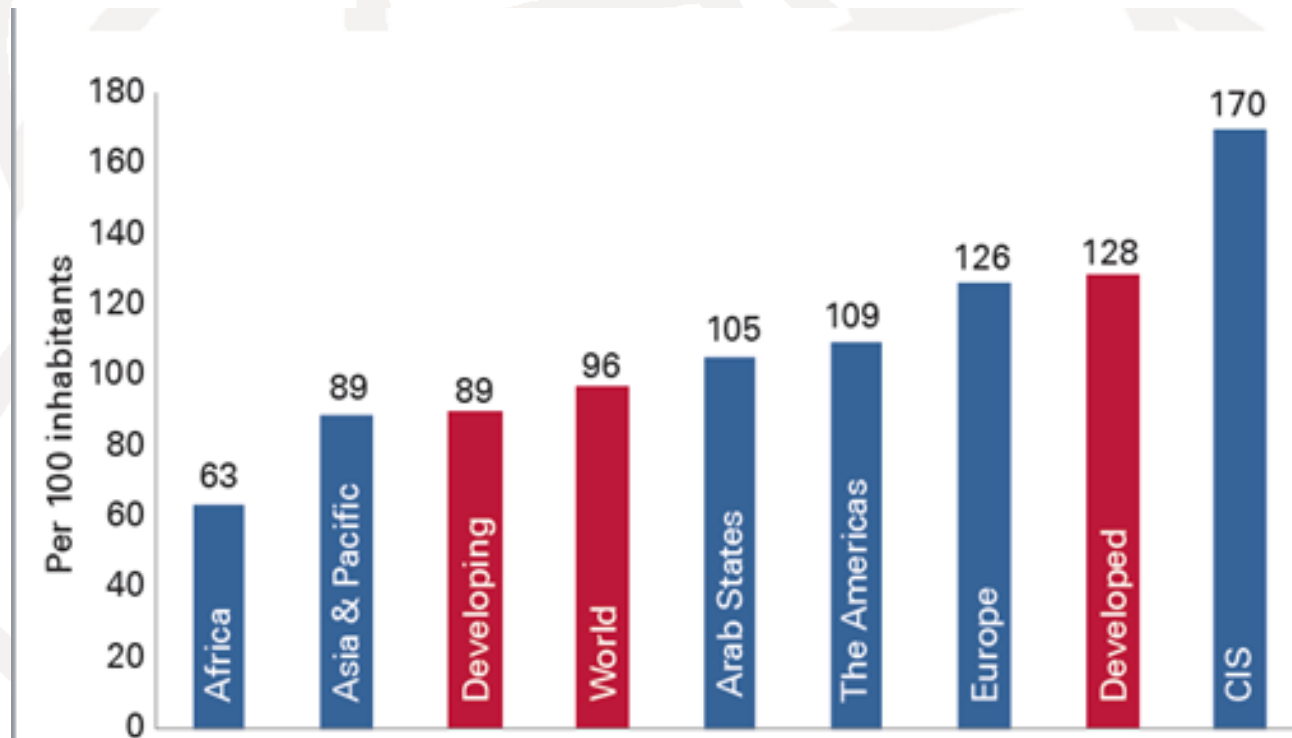


Source: ITU World Telecommunication /ICT Indicators database

Note: * Estimate

As the number of subscriptions approaches global population figures mobile-cellular growth slows

Mobile-cellular penetration, 2013*, and mobile-cellular subscription growth rates, 2005-2013*

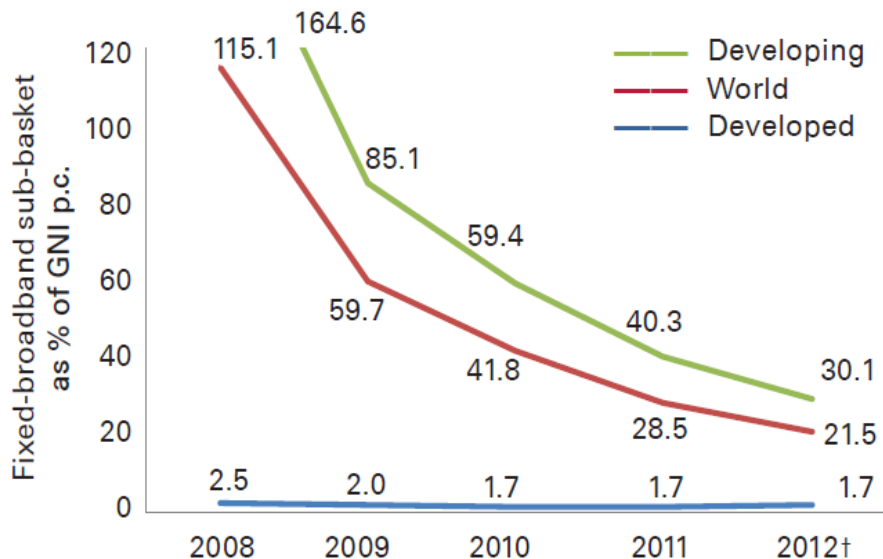


Source: ITU World Telecommunication /ICT Indicators database

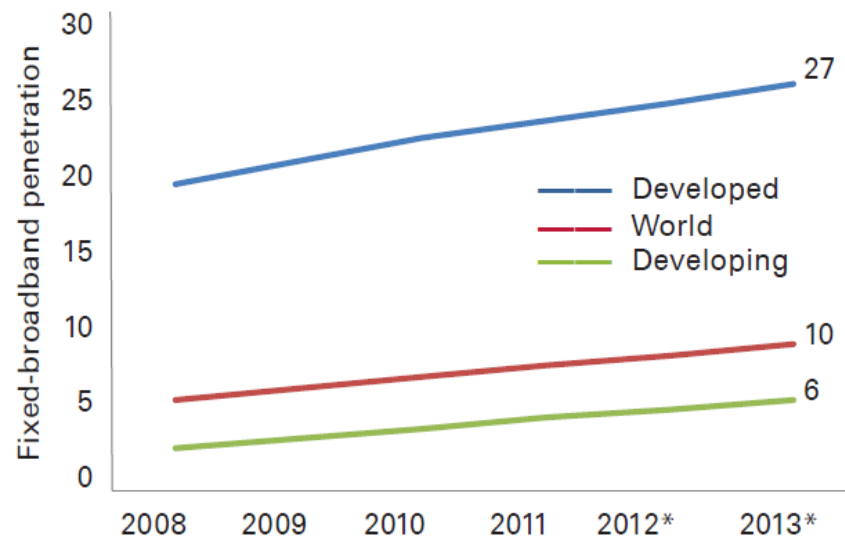
Note: * Estimate

Fixed-broadband prices drop by 82% between 2008 and 2012

Prices



Penetration

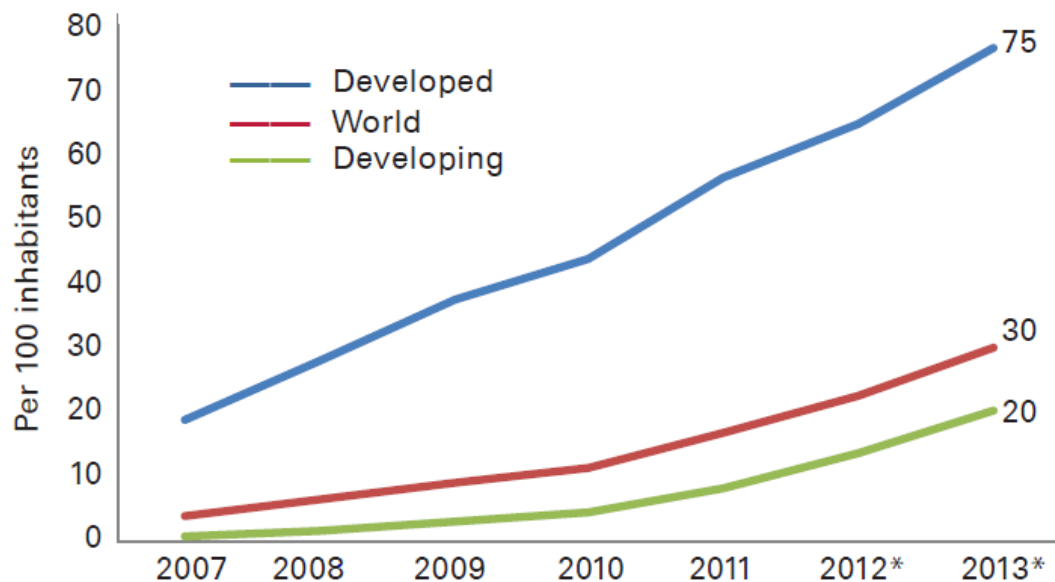


Source: ITU World Telecommunication /ICT Indicators database

Note: Simple averages. † Preliminary result. * Estimate

As fixed-broadband services become more affordable, penetration increases

Active mobile-broadband subscriptions, 2007-2013



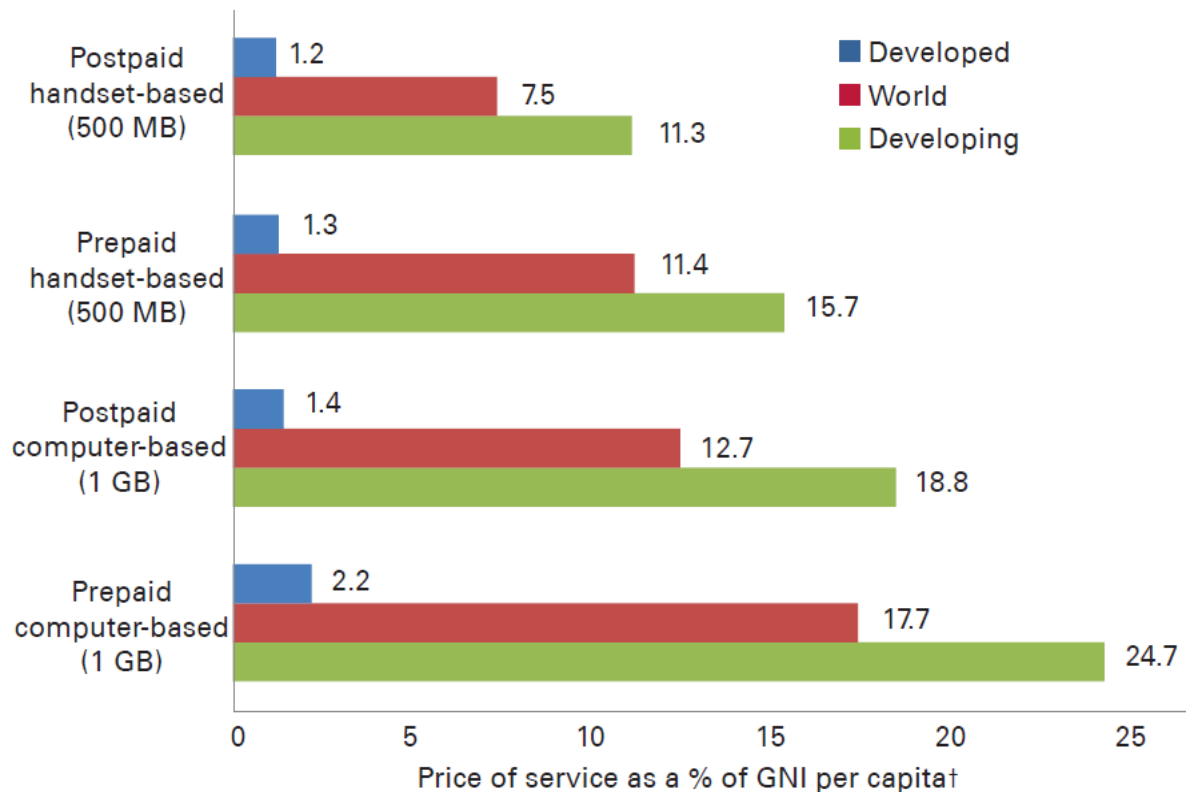
Source: ITU World Telecommunication /ICT Indicators database

Note: * Estimate

Mobile-broadband subscriptions have climbed from 268 million in 2007 to 2.1 billion in 2013. This reflects an average annual growth rate of 40%, making mobile broadband the most dynamic ICT market.

Mobile broadband much more expensive in developing countries

Price of mobile-broadband services, early 2013[†]



But considerably cheaper than fixed-broadband services

By early 2013, the price of an entry-level mobile-broadband plan represents between 1.2-2.2% of monthly GNI p.c. in developed countries and between 11.3-24.7% in developing countries, depending on the type of service.

Source: ITU World Telecommunication /ICT Indicators database

Note: Simple averages. † Preliminary result

Average Price of mobile-broadband services by region, early 2013[†]

Price of mobile-broadband services by region, early 2013[†]

% of GNI per capita

	Europe	Arab States	CIS	The Americas	Asia & the Pacific	Africa
Prepaid handset-based (500 MB)	1.1	5.7	5.7	5.9	5.9	38.8
Postpaid handset-based (500 MB)	1.1	2.2	5.6	5.0	3.5	36.2
Prepaid computer-based (1 GB)	1.9	7.4	7.6	11.1	12.6	58.3
Postpaid computer-based (1 GB)	1.2	2.5	7.4	8.0	10.6	54.6

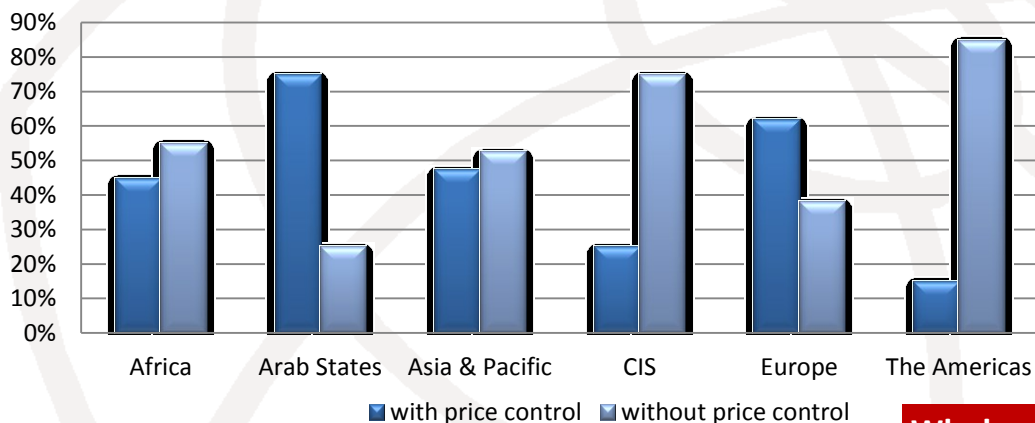
Source: ITU World Telecommunication /ICT Indicators database

Note: Simple averages. † Preliminary result

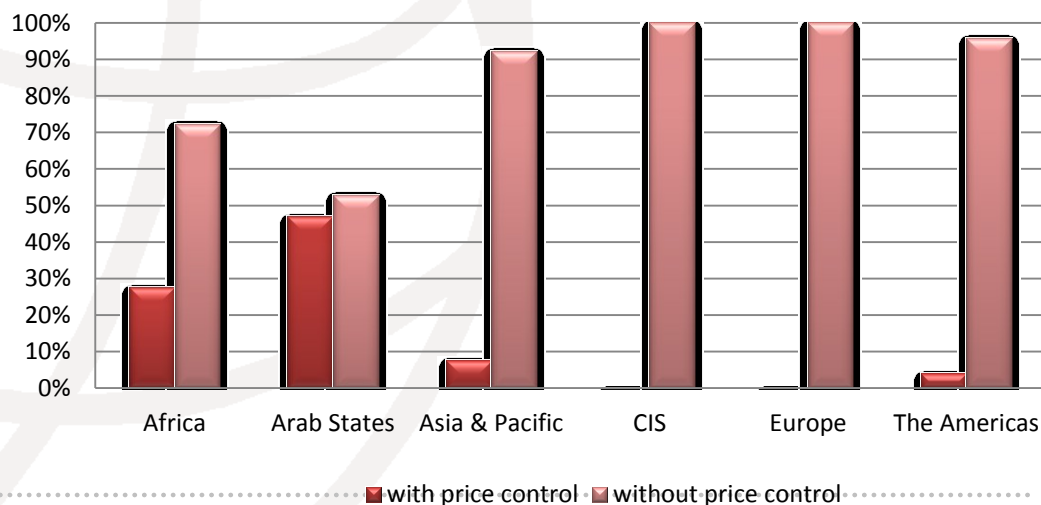
A regional comparison highlights that mobile-broadband services remain largely unaffordable in Africa, where the price of a computer-based plan with 1GB of data volume represents on average more than 50% of GNI p.c.

Regulation of Fixed and Mobile Wholesale Broadband services

Wholesale fixed broadband access and services, 2013

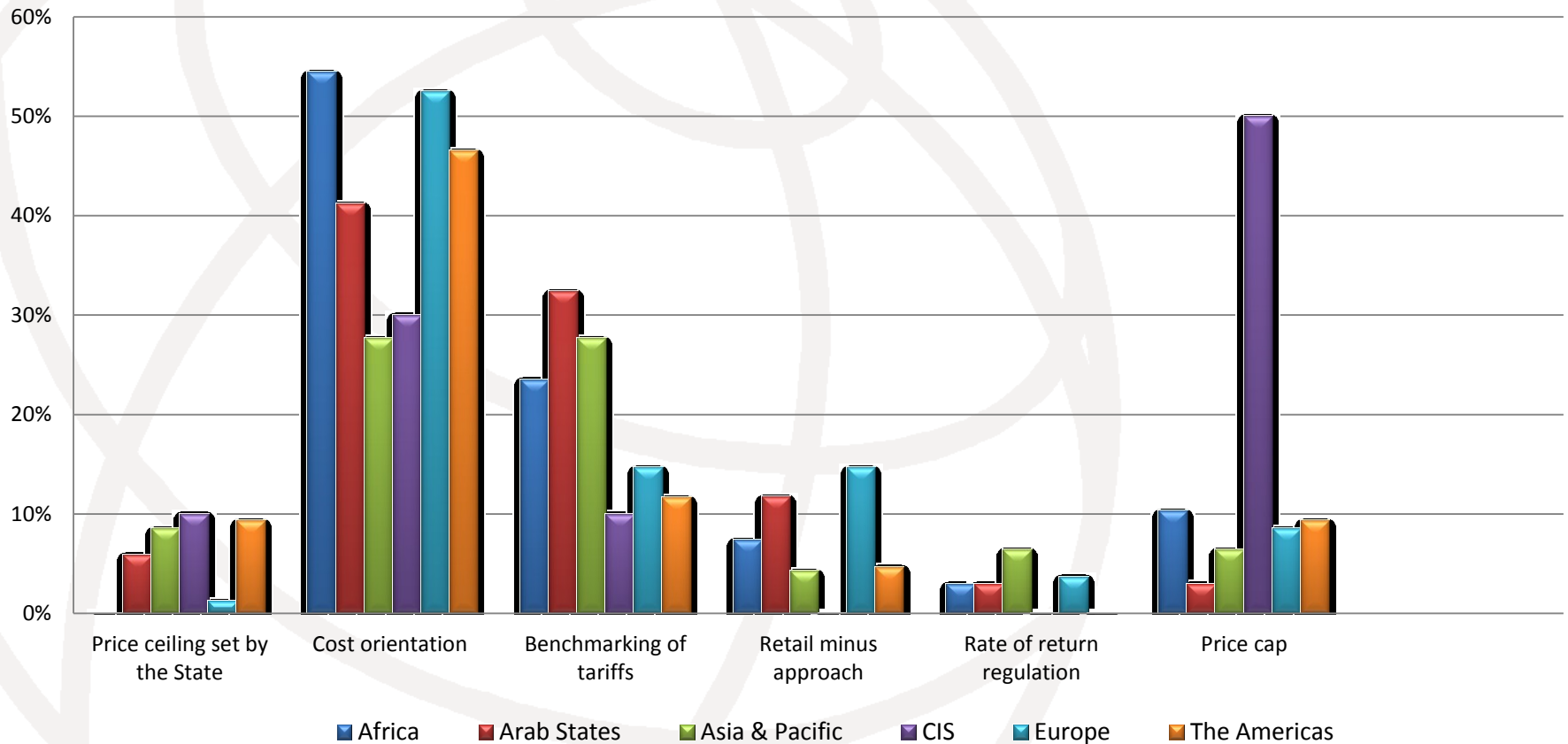


Wholesale mobile broadband access and services, 2013



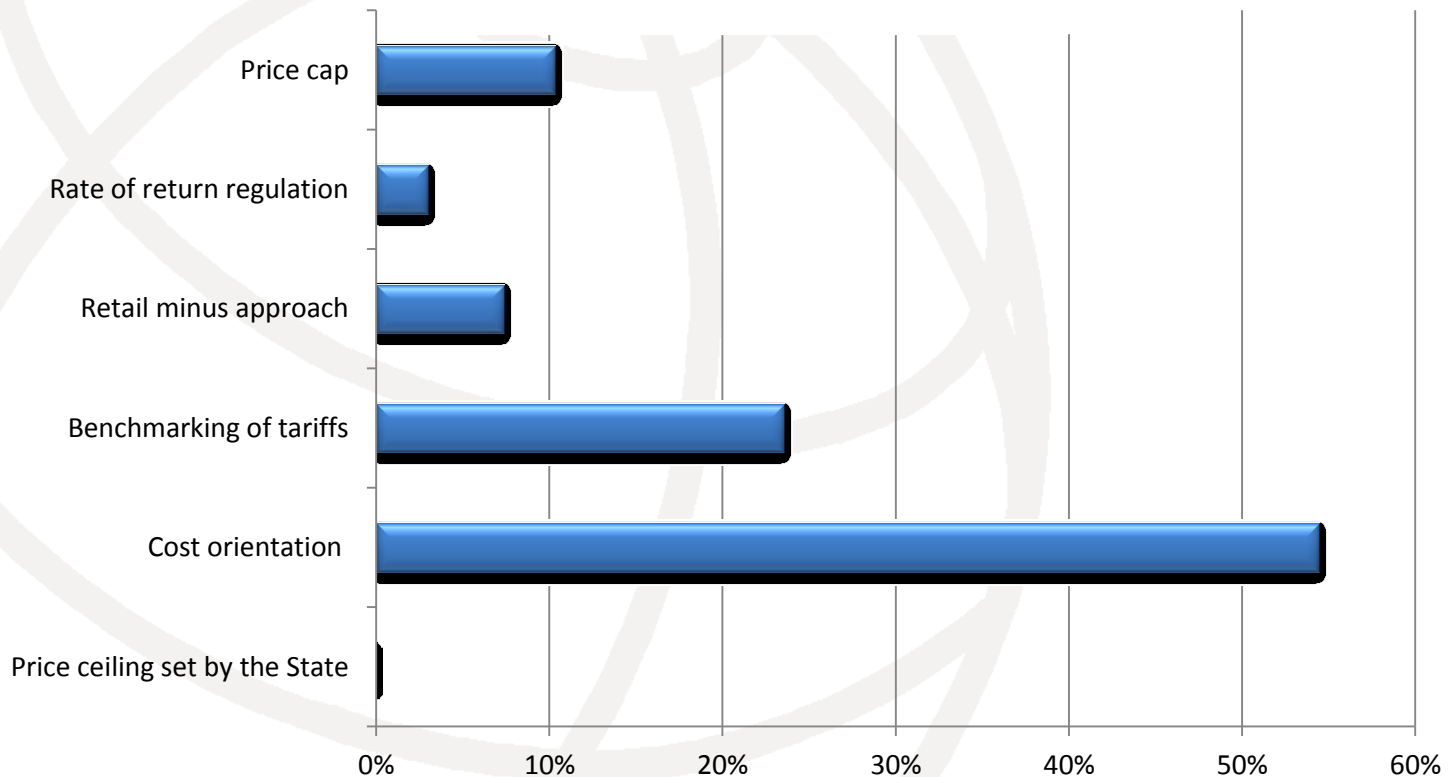
How are the wholesale tariffs of services regulated?

Wholesale Services by region - World, 2013



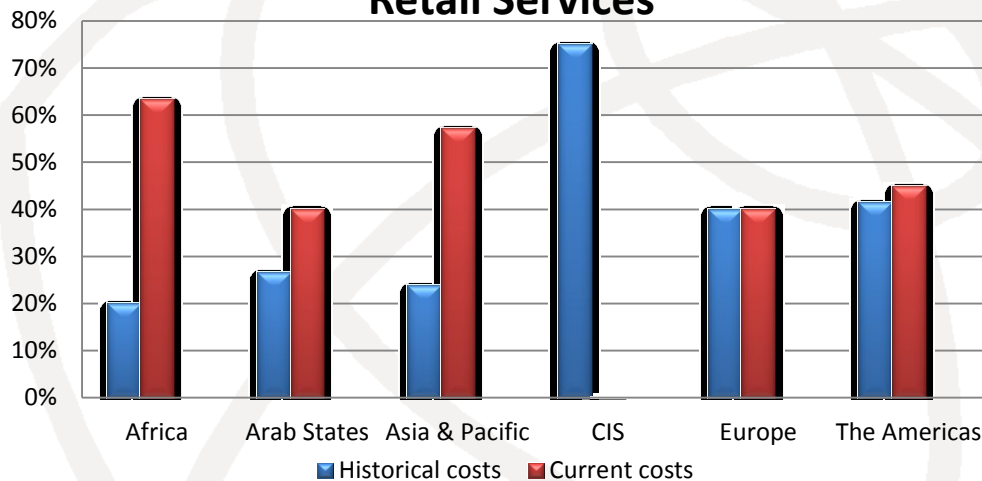
How are the wholesale tariffs in Africa regulated?

Wholesale Services – Africa, 2013

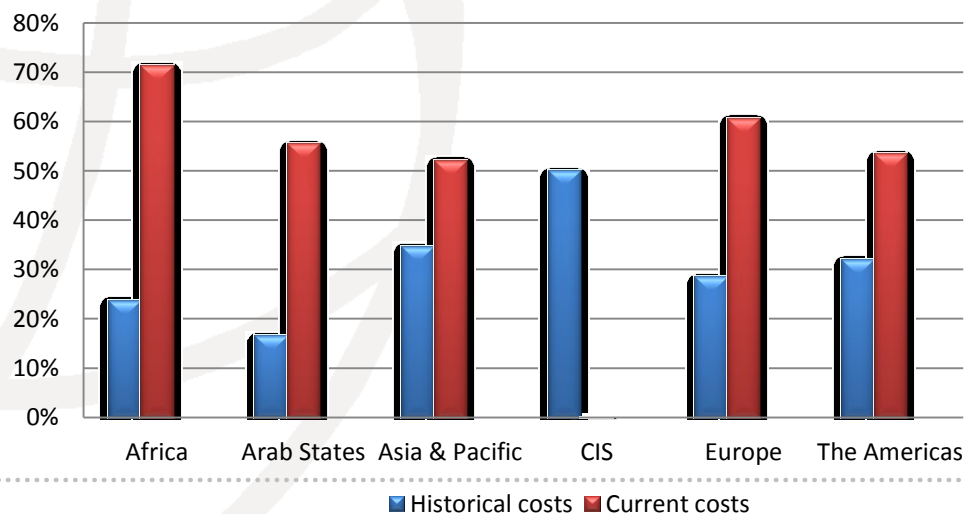


Type of cost allocation on which cost models are based

Retail Services

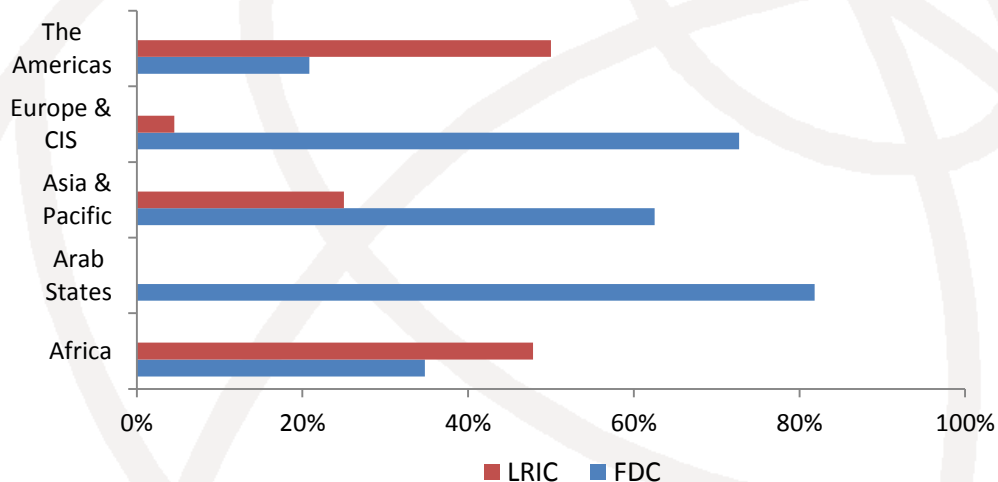


Wholesale Services



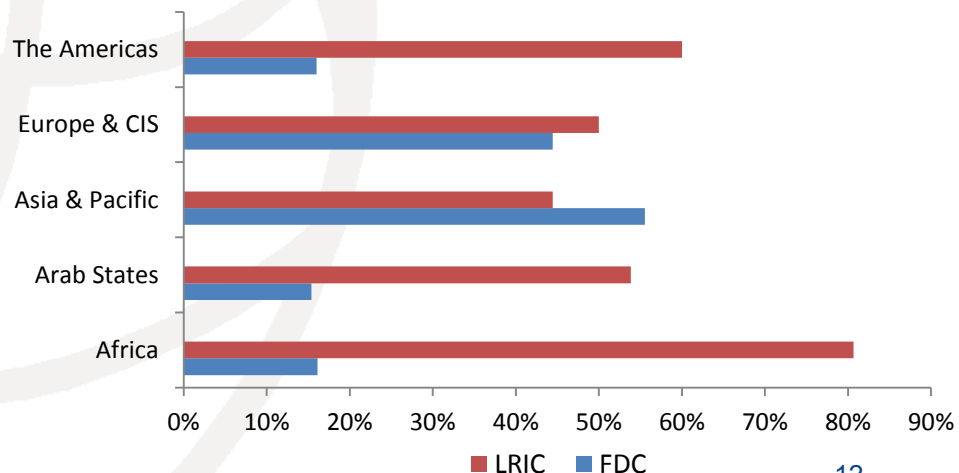
Which methodology is used as the basis for calculating telecommunication service tariffs?

Retail telecommunication services



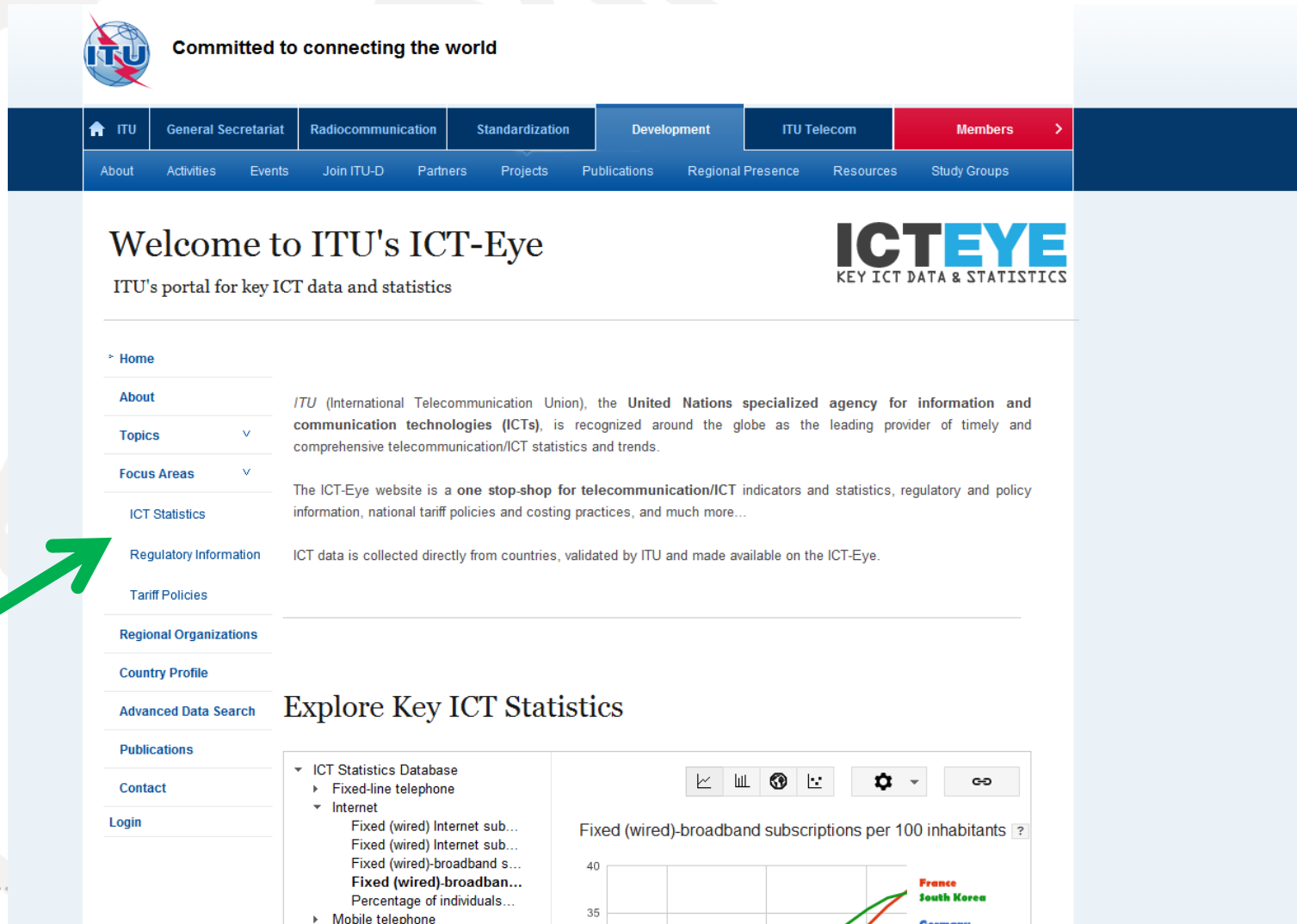
Source: ITU Tariff Policies Database, www.itu.int/icteye

Wholesale telecommunication services



Source: ITU Tariff Policies Database, www.itu.int/icteye

All the Tariff Policies data is available on the www.itu.int/ICTEYE



ITU Committed to connecting the world

Home ITU General Secretariat Radiocommunication Standardization Development ITU Telecom Members >

About Activities Events Join ITU-D Partners Projects Publications Regional Presence Resources Study Groups

Welcome to ITU's ICT-Eye

ITU's portal for key ICT data and statistics

ICTEYE
KEY ICT DATA & STATISTICS

- Home
- About
- Topics
- Focus Areas
 - ICT Statistics
 - Regulatory Information
 - Tariff Policies**
- Regional Organizations
- Country Profile
- Advanced Data Search
- Publications
- Contact
- Login

ITU (International Telecommunication Union), the United Nations specialized agency for information and communication technologies (ICTs), is recognized around the globe as the leading provider of timely and comprehensive telecommunication/ICT statistics and trends.

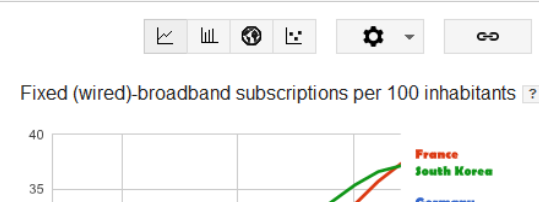
The ICT-Eye website is a **one stop-shop for telecommunication/ICT indicators and statistics, regulatory and policy information, national tariff policies and costing practices, and much more...**

ICT data is collected directly from countries, validated by ITU and made available on the ICT-Eye.

Explore Key ICT Statistics

- ICT Statistics Database
 - Fixed-line telephone
 - Internet
 - Fixed (wired) Internet sub...
 - Fixed (wired) Internet sub...
 - Fixed (wired)-broadband s...
 - Fixed (wired)-broadban...**
 - Percentage of individuals...
 - Mobile telephone

Fixed (wired)-broadband subscriptions per 100 inhabitants ?



Country	Subscription Rate (per 100 inhabitants)
France	~38.5
South Korea	~38.5
Germany	~36.5

ITU/BDT Reports



Trends in Telecommunication Reform 2013 : Transnational aspects of regulation in a networked society

www.itu.int/en/ITU-D/Regulatory-Market/Pages/Regulatory-Publications.aspx

Broadband Thematic reports in 2013:


- Developing successful Public-Private Partnerships to foster investment in universal broadband networks
- Competition and regulation in a converged broadband world

www.itu.int/ITU-D/treg/publications/bbreports.html

Regulatory, Economic and Financial Reports 2013:

- Very soon: A Practical Guide on Benchmarking Telecommunications Service Prices
- ITU Report on International Mobile Roaming services: Facilitating competition and protecting users
- ITU Study on Taxing telecommunications/ICT services: an overview
- Strategies for the deployment of NGN and NGA in a broadband environment – regulatory and economic aspects
- Interconnection Charging Models in a national Broadband network environment
- International Internet Connectivity in sub-Saharan Africa

www.itu.int/en/ITU-D/Regulatory-Market/Pages/Studies.aspx





CAPITALIZING ON THE POTENTIAL OF THE DIGITAL WORLD

Manama, Bahrain, 3 to 5 June 2014

Chaired by Dr M. Al Amer, Chairman of TRA, Bahrain

Themes

- *Opening Debate:* redefining responsibilities in a data driven digital world
- Changing ICT consumer behaviors: consumer empowerment and protection in the digital age
- Why competition matters
- Big data: an opportunity or a threat?
- Is it time to rethink spectrum licensing?
- *Network Debate:* Meeting the demand for capacity, are we getting there?
- Is it time to rethink spectrum licensing?
- New business models driven by digital communications and services
- Regulatory impact assessment: spurring regulatory efficiency
- New types of converged regulators
- How to monitor broadband plan/digital agendas' implementation?

Thank you for your
attention

[prado\[at\]itu.int](mailto:prado@itu.int)