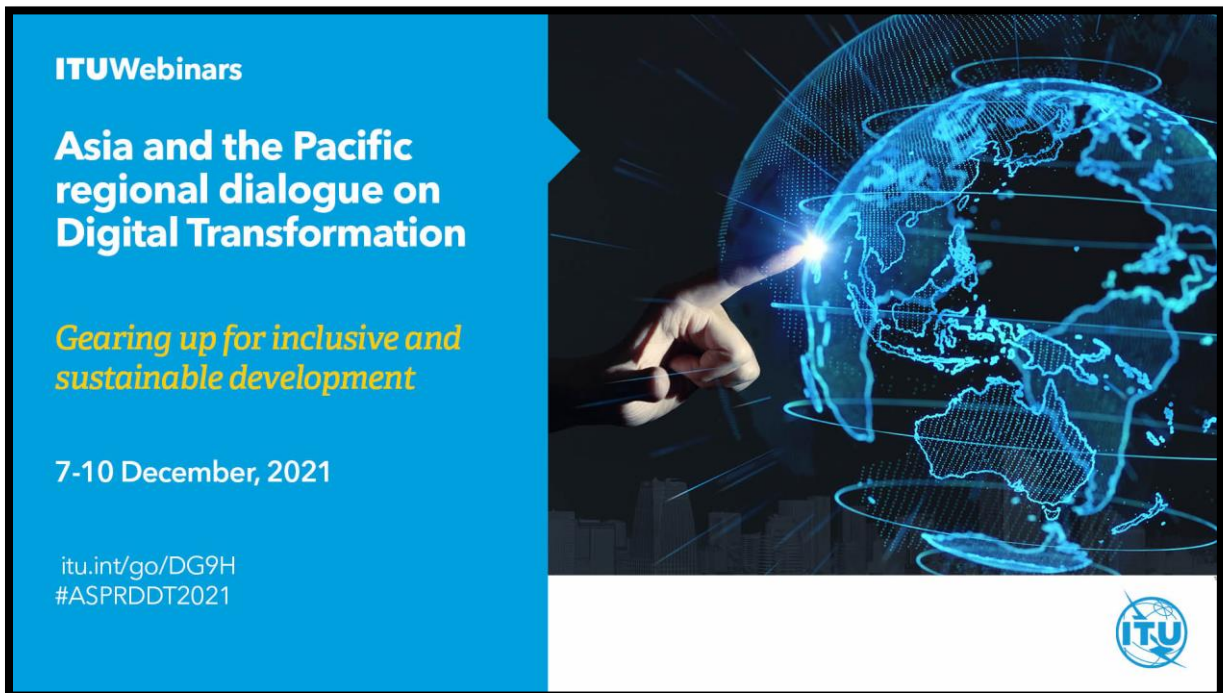


Participant Guideline

A promotional graphic for an ITU webinar. The left side is a blue vertical bar containing text. The right side features a hand pointing at a glowing digital globe with a city skyline at the bottom. The ITU logo is in the bottom right corner.


ITUWebinars

Asia and the Pacific regional dialogue on Digital Transformation

Gearing up for inclusive and sustainable development

7-10 December, 2021

itu.int/go/DG9H
#ASPRDDT2021



Website



Twitter handle

Contents

- 1. Overview and quick start3
 - 1.1 Registration and TIES Registration Guideline for New Users3
 - 1.2 Event Registration.....6
 - 1.3 About the Virtual Platform6
- 2. Supported devices.....7
- 3. Joining and participating in a webinar7
- 4. Question and answer7
- 5. Respond to a poll question7

1. Overview and quick start

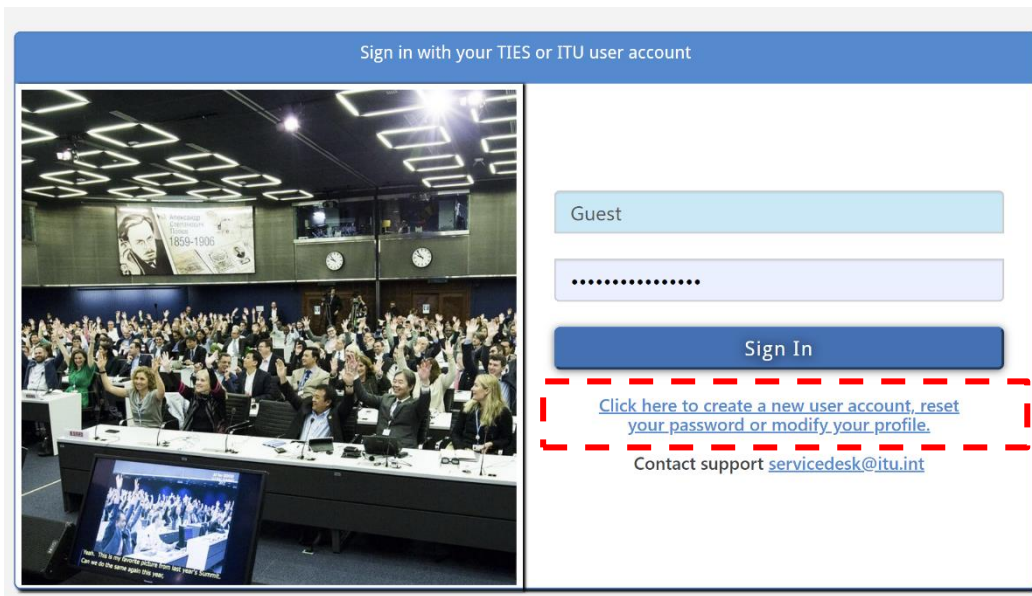
Regional Dialogue for Digital Transformation: Gearing up for Inclusive and Sustainable Development, provides International Telecommunication Union (ITU) Member States, Sector Members, stakeholders and partners with opportunities to discuss emerging challenges and opportunities of digital transformation and to prepare for accelerating efforts towards inclusive and sustainable development in 2022. The Dialogue also serves as a platform to discuss and understand the perspectives of policymakers, regulators, industries, and civil societies in preparation for the World Telecommunication Development Conferences (WTDCs).

The Regional Dialogue will also run in parallel with other programs including, ITU Regional Innovation Forum, TSDSI Fintech Series, TSB Digital Financial Services Audit Lab Session and other parallel tracks organised together with UNICEF, Code.org, and USAID .

For registration, please follow the link on event website at <http://itu.int/go/DG9H>

1.1 Registration and TIES Registration Guideline for New Users

- A. To register for a TIES account, visit:
<https://www.itu.int/net4/CRM/xreg/web/Login.aspx?src=Registration&Event=C-00010789>
- B. Select create new user account option highlighted below.



C. Select new user and other organisation

WELCOME

Logon

I already have a User Account

I am a new user

Create a User Account

Create your user Account as:

ITU MEMBERS

- Member State
- Sector Member
- Associate
- Academia, University , Research Establishment
- International/Regional Organizations

SPECIFIC STATUS

- Resolution 99
- United Nations, Specialized agency, IAEA

Media and Other Organizations

- Media and Other Organization

Create

D. Complete the highlighted field.

CREATE A USER ACCOUNT

Log On > Create a User Account

1 ORGANIZATION 2 CONTACT 3 CONFIRMATION

ORGANIZATION DATA

SEARCH YOUR ORGANIZATION

Country

Organization Name Contains

Organization*

If you don't find your organization in the list, create a new one

Create

Cancel Continue

E. Complete the highlighted field

CREATE A USER ACCOUNT
Log On > Create a User Account

1 ORGANIZATION 2 CONTACT 3 CONFIRMATION

LOGON DATA

E-Mail* DORAL

Confirm email*

Password*

Confirm Password*

The password must have minimum 6 characters, contain uppercase and lowercase letters

GENERAL DATA

Title*

First Name*

Last Name*

Correspondence Language*

Job Title*

Organization Name Asean Advisory, PETALING JAYA

PRIVACY

ITU's privacy notice is available here

Cancel Previous **Continue**

F. Confirm your details and click finish. A confirmation and TIES account details will be emailed to you for future log in.

CREATE A USER ACCOUNT
Log On > Create a User Account

1 ORGANIZATION 2 CONTACT 3 CONFIRMATION

LOGON DATA

E-Mail seansharidz@gmail.com

GENERAL DATA

Title Mr.

First Name Sean

Last Name Doral

Correspondence Language English

Job Title Program

ORGANIZATION DATA

Country Malaysia

Organization Name Asean Advisory, PETALING JAYA

Organization Web Page

ORGANIZATION ADDRESS

Country Malaysia

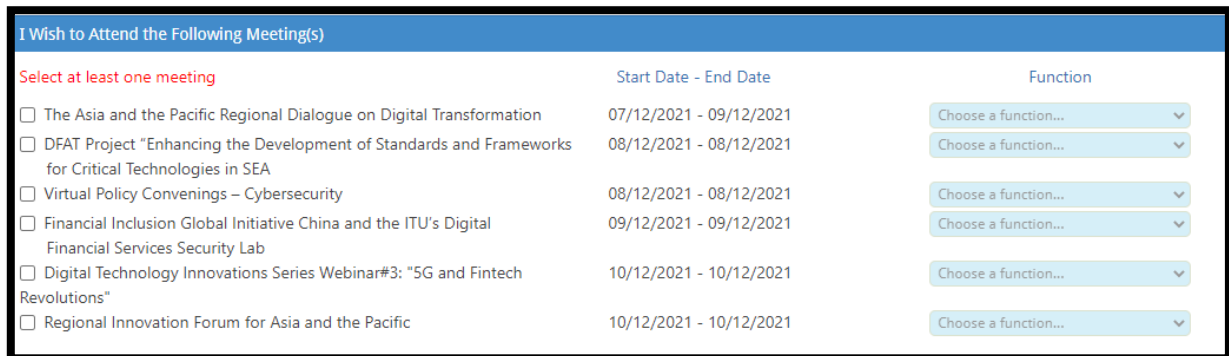
Street/House Number

Postal Code/City

Cancel Previous **Finish**

1.2 Event Registration

- A. With a TIES account, you can register for the event by visiting the ITU events registration page here: <https://www.itu.int/net4/ITU-D/CDS/meetings/registration/index.asp>
- B. Select on-line registration for the ASP Regional Dialogue on Digital Transformation: Gearing Up for Inclusive and Sustainable Development here: <https://www.itu.int/net4/CRM/xreg/web/Login.aspx?src=Registration&Event=C-00010789>
- C. Insert the relevant details and select the events you wish to participate.

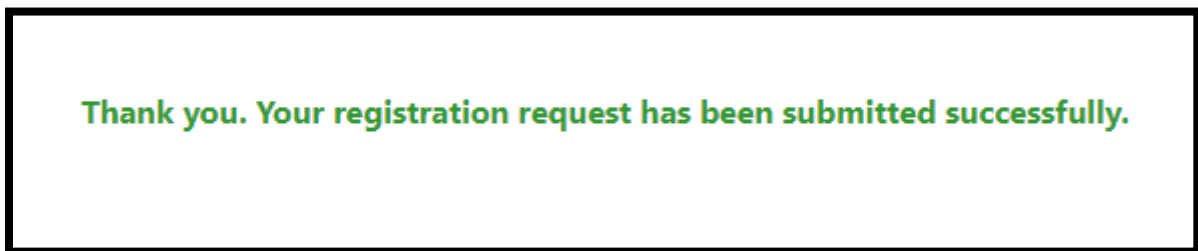


I Wish to Attend the Following Meeting(s)

Select at least one meeting

	Start Date - End Date	Function
<input type="checkbox"/> The Asia and the Pacific Regional Dialogue on Digital Transformation	07/12/2021 - 09/12/2021	Choose a function...
<input type="checkbox"/> DFAT Project "Enhancing the Development of Standards and Frameworks for Critical Technologies in SEA	08/12/2021 - 08/12/2021	Choose a function...
<input type="checkbox"/> Virtual Policy Convenings – Cybersecurity	08/12/2021 - 08/12/2021	Choose a function...
<input type="checkbox"/> Financial Inclusion Global Initiative China and the ITU's Digital Financial Services Security Lab	09/12/2021 - 09/12/2021	Choose a function...
<input type="checkbox"/> Digital Technology Innovations Series Webinar#3: "5G and Fintech Revolutions"	10/12/2021 - 10/12/2021	Choose a function...
<input type="checkbox"/> Regional Innovation Forum for Asia and the Pacific	10/12/2021 - 10/12/2021	Choose a function...

- D. Complete and submit the registration. A confirmation email will be sent to you upon completion.



1.3 About the Virtual Platform

The forum would be conducted through **ZOOM**, a web conferencing tool that allows attendees to listen, interact, ask questions, reply to polls, share a screen, and text chat with others.

A. Panellist

Panellists can view, screen share, annotate, etc. Panellist will be granted permissions by the webinar host to screen share. The host can also disable some features for Panellist/participants/guests, including starting video, sharing your screen, and recording.

B. Participants/guests

Participants and guests are view-only participants who can be unmuted by the host. They can interact with the host and the panelists through the chat. During Q&A session, participants can request for the floor by using the raise hand function available in the participant window, and will be granted permission to unmute if time permits.

2. Supported devices

ZOOM is supported on most devices, including a desktop application or web browser for Windows or Mac OS; and by apps for iOS, Android or Windows devices. For details on the system require: <https://support.zoom.us/hc/en-us/articles/201362023-System-requirements-for-Windows-macOS-and-Linux>

Zoom hosts daily training webinars to help get you started using Zoom Meetings. More information on the training and support: <https://support.zoom.us/hc/en-us/articles/209743263-Meeting-and-Webinar-Best-Practices-and-Resources>

3. Joining and participating in a webinar

3.1 Joining the webinar through the Virtual Meeting Platform

Participants can access the meeting on the event day by clicking to the event link, which will be sent via email upon completing registration.

Alternatively, participants can also access the Virtual Meeting Platform by visiting this link: <http://itu.int/go/S60L>.

The link will be active 30 minutes before the session starts.

4. Question and answer

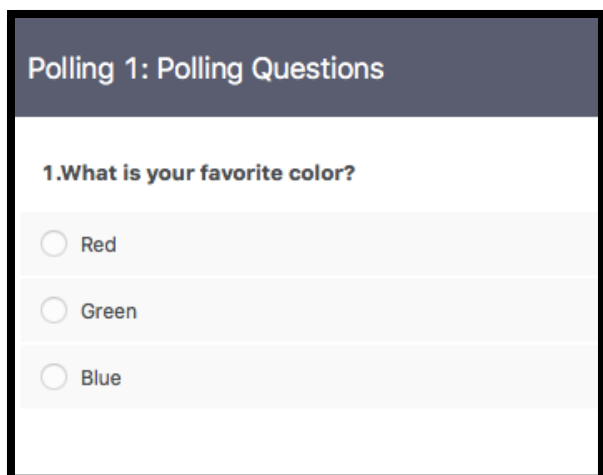
The Regional Dialogue will support question and answer (Q&A) feature to allow attendees to ask questions during the webinar. Participants will be provided opportunities throughout the session so submit their questions to the panellist to respond to during the Q&A session.

Participant will be guided throughout the event and sessions on how to participate in the Q&A session.

5. Respond to a poll question

Participants in the meeting will now be prompted to answer the polling questions. The poll question will appear in the screen when it is activated.

1. Choose the answer in the box and submit the answer.



Polling 1: Polling Questions

1. What is your favorite color?

Red

Green

Blue