



ITU Asia-Pacific ICT Indicators Workshop

Manila, Philippines

14-16 March 2018

Session 11: Step by step sample calculation of IDI 2017 using Iceland's data

ICT Data and Statistics Division
Telecommunication Development Bureau
International Telecommunication Union

Iceland's sub-indices



Find ideal values for indicators



Find Iceland's values for indicators



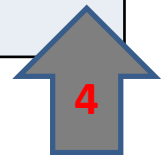
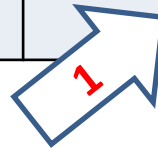
Normalise values for all indicators
(divide 2 by 1) but watch out for IIB



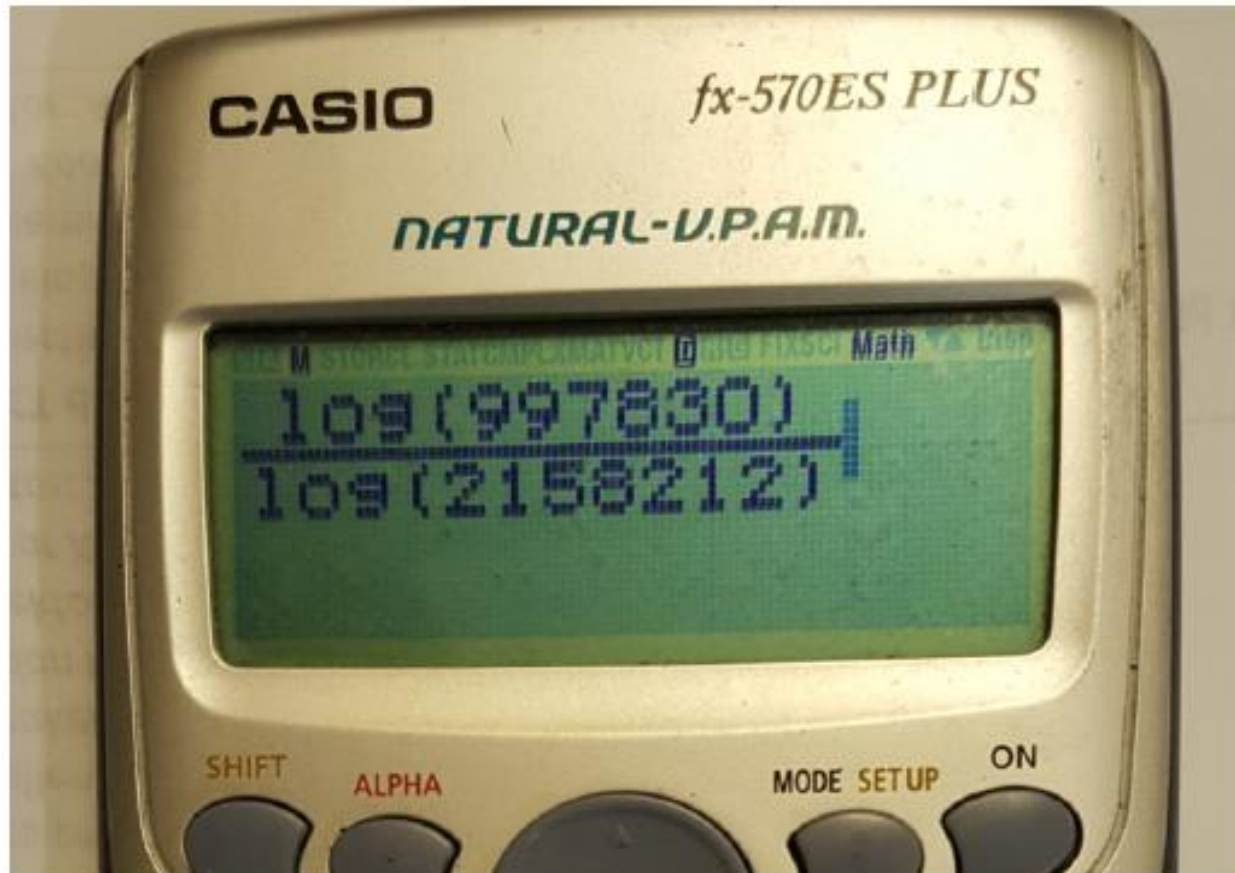
Find simple average of all and
multiply by 10

Iceland's Access sub-index

	Ideal value	Iceland	Ratio to Ideal value	Sub-Index
Fixed -telephone subscriptions per 100 inhabitants	60	48.4	0.81	
Mobile-cellular subscriptions per 100 inhabitants	120	118	0.98	
International Internet bandwidth (bits/s) per Internet User	2,158,212	997,830	0.95	
Percentage of households with a computer	100	98.5	0.99	
Percentage of households with Internet access	100	97	0.97	9.38



Iceland's Access sub-index

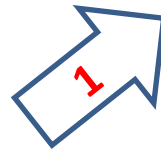


Press
'='
key
to
get
0.95

Iceland's Use sub-index

Repeat for Use indicators

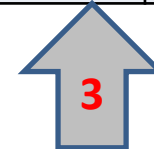
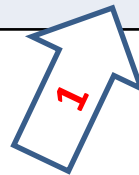
	Ideal value	Iceland	Ratio to Ideal value	Sub-Index
Percentage of individuals using the Internet	100	98.2	0.98	
Fixed (wired)-broadband subscriptions per 100 inhabitants	60	37.6	0.63	
Active mobile-broadband subscriptions per 100 inhabitants	100	104	1.00	8.70



Iceland's Skills sub-index

Repeat for Skills indicators

	Ideal value	Iceland	Ratio to Ideal value	Sub-Index
Mean years of schooling	15	12.2	0.81	
Secondary gross enrolment ratio	100	118.6	1.00	
Tertiary gross enrolment ratio	100	81.3	0.81	8.75





Iceland's IDI

- Access sub-index = 9.38
- Use sub-index = 8.70
- Skills sub-index = 8.75
- $IDI = \frac{(40*9.38)+(40*8.70)+(20*8.75)}{100} = 8.98$
- Rank = 1

Thank you



For more information
<http://www.itu.int/ict>
and
indicators@itu.int