



Muhammad Bilal Khan (Project Manager)
Samad Riaz (ML Engineer)

CIS (pvt.) Limited

Drinking Water Quality Management

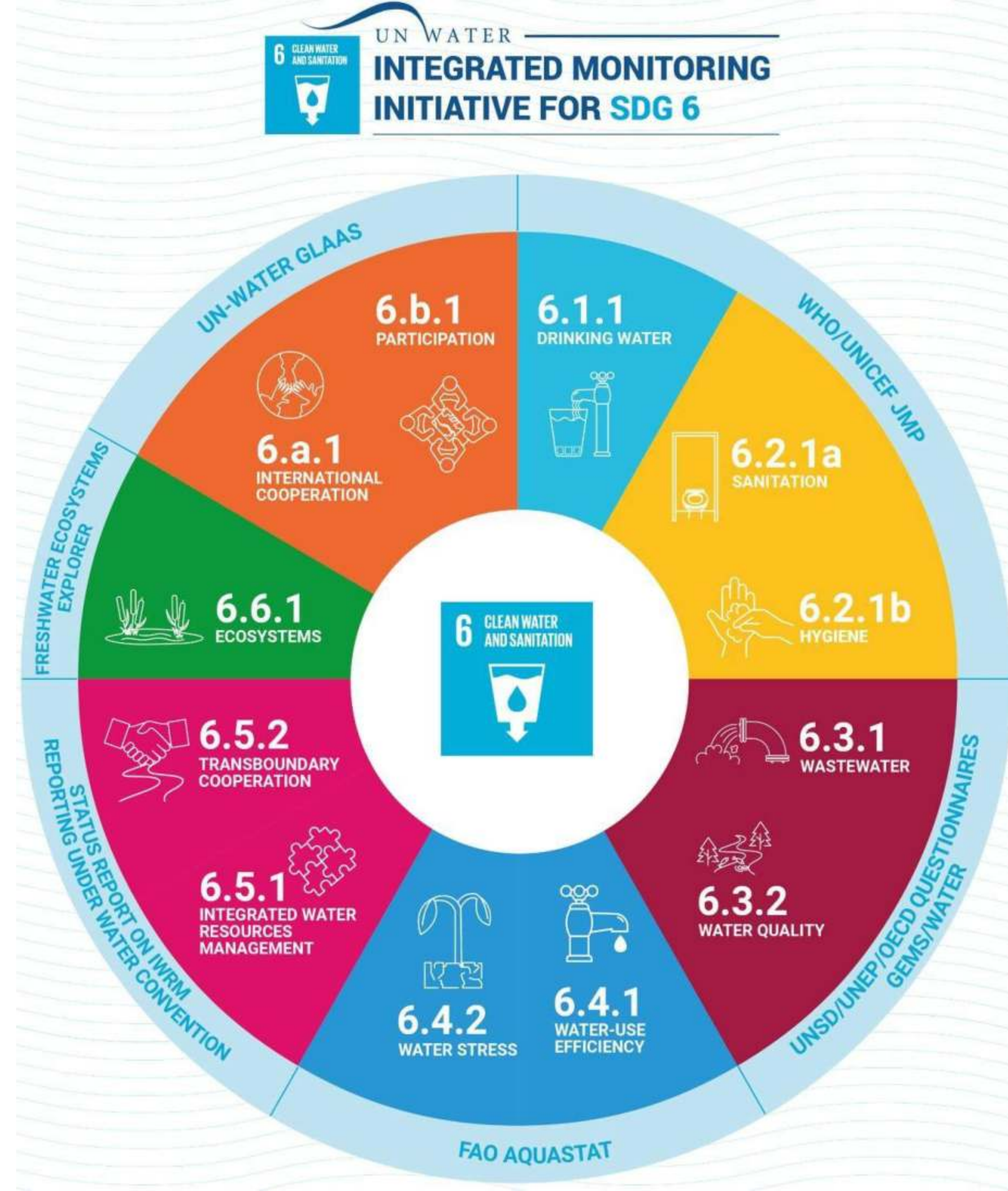
Reducing Community Exposure Time to
Contaminated Drinking Water



Microbial Analysis
“Purity-Now” AI-Based Solution
for Early E. Coli Detection



Chemical Analysis
“AquaCure-Q” Real-time
Water Quality Monitoring







Purity-Now

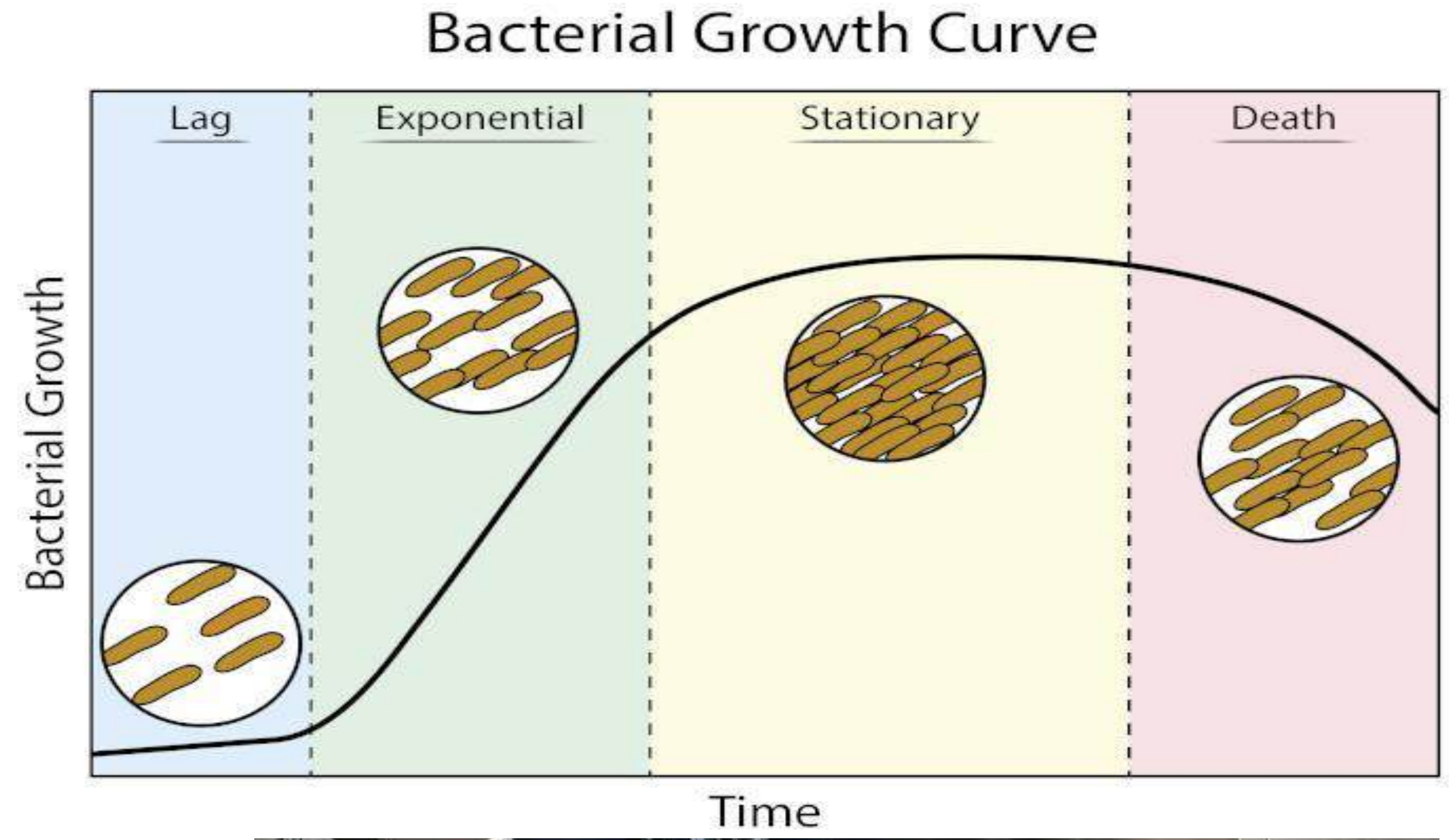
18-24
Hours

up to 1
CFU

7-8
Hours



E. coli Infections



**Watery diarrhea
(sometimes bloody).**



Low fever.



**Loss of
appetite.**



Nausea.



Vomiting.



**Stomach pains
and cramps.**



Fatigue.





Early Effective
Detection
System is
Required



Automation System

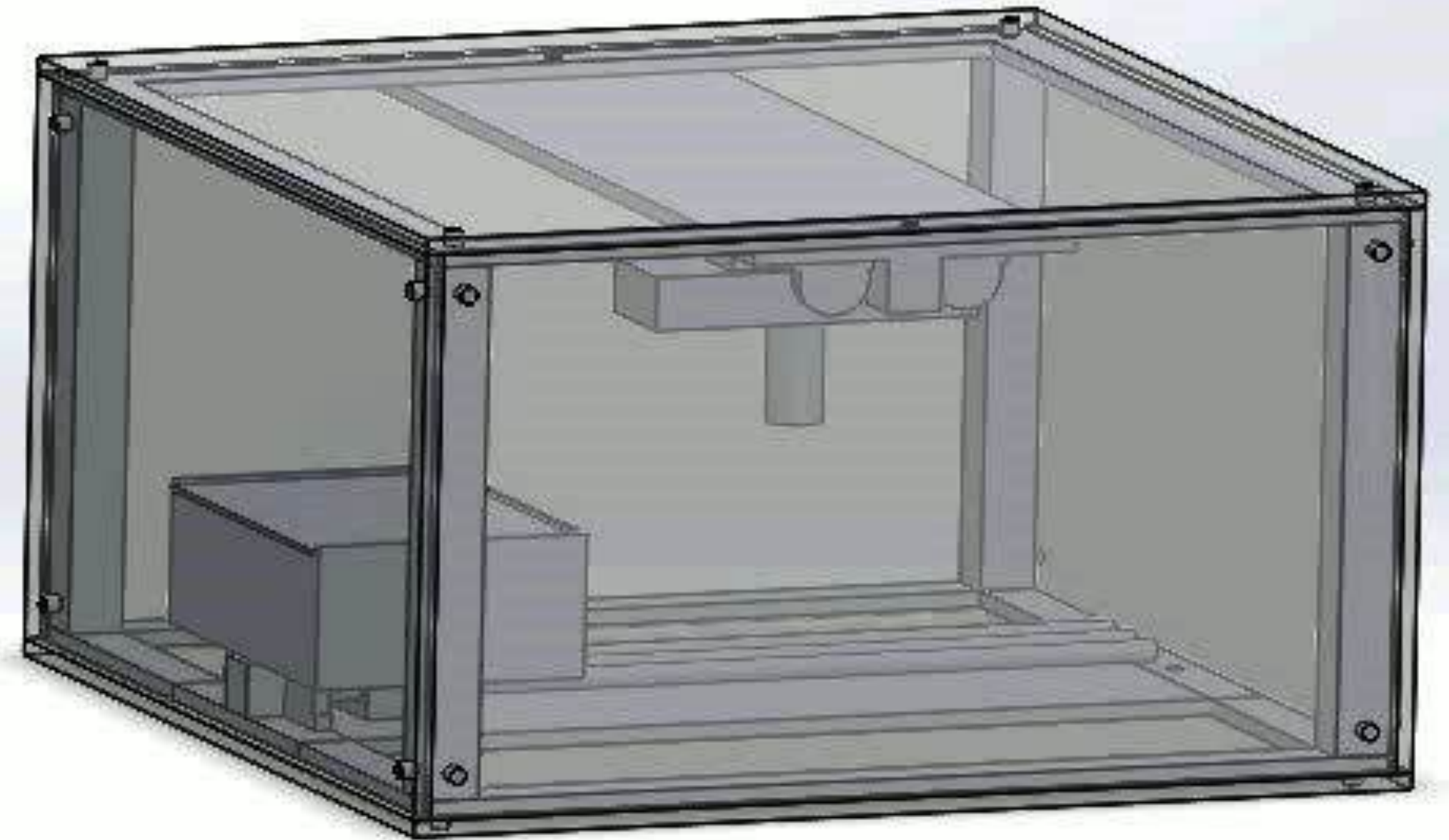
- Camera and Petri dishes Moving System.
- Low Energy Consumption, Rechargeable.
- Capacity: 12 Experiments in Parallel.



**Automation System
For Single Experiment**

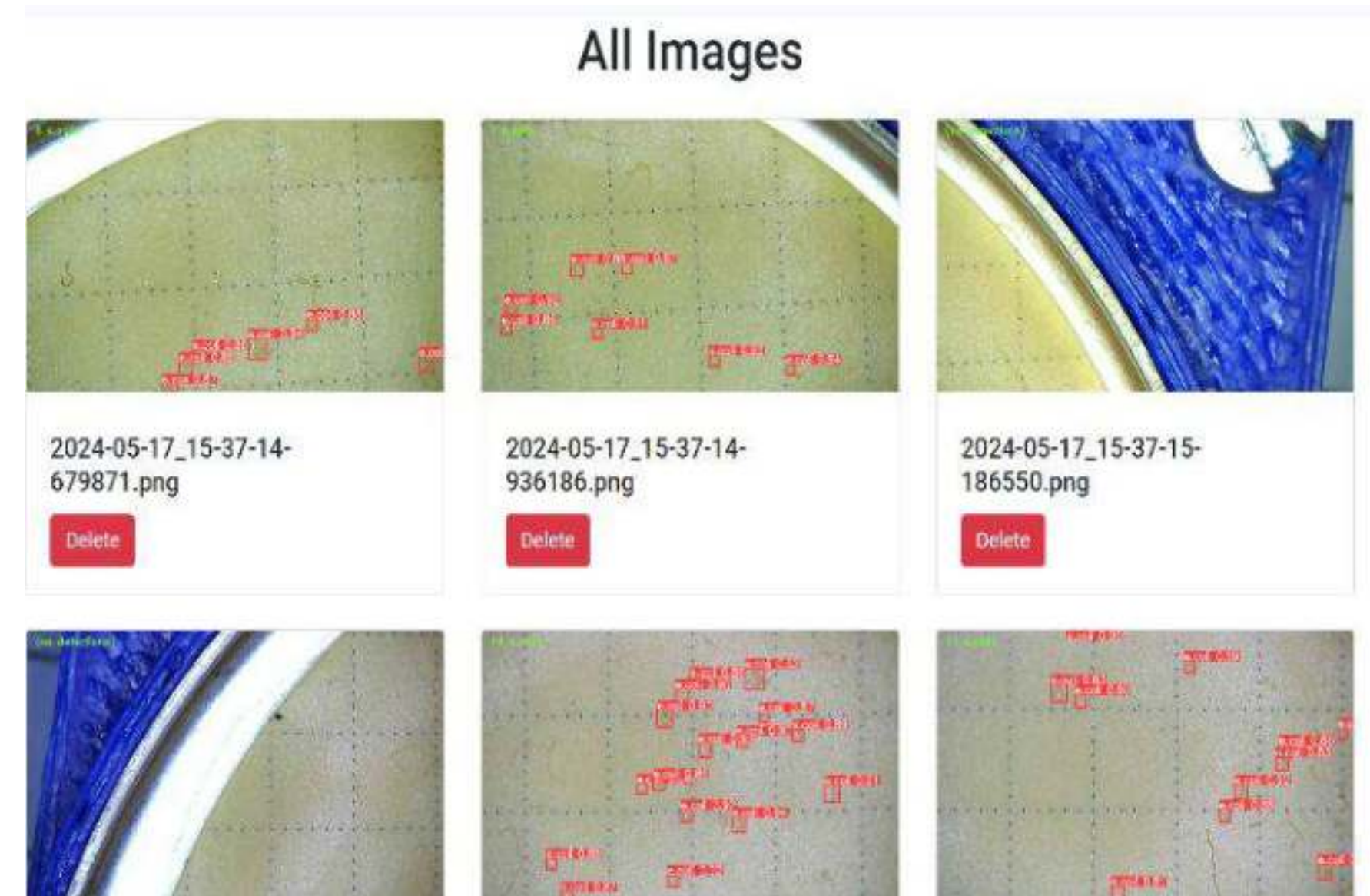
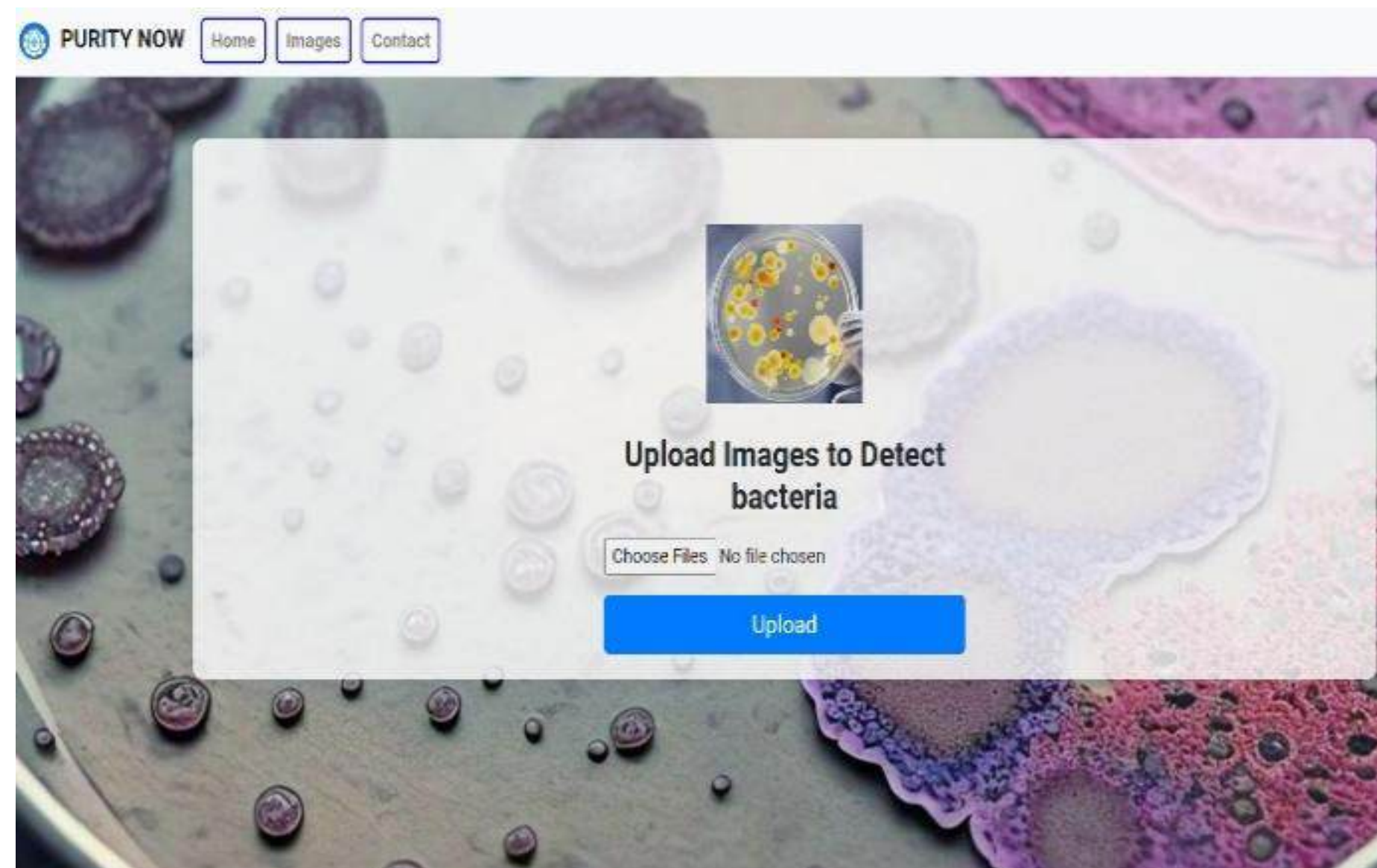






**Automation System for
12 Experiments**

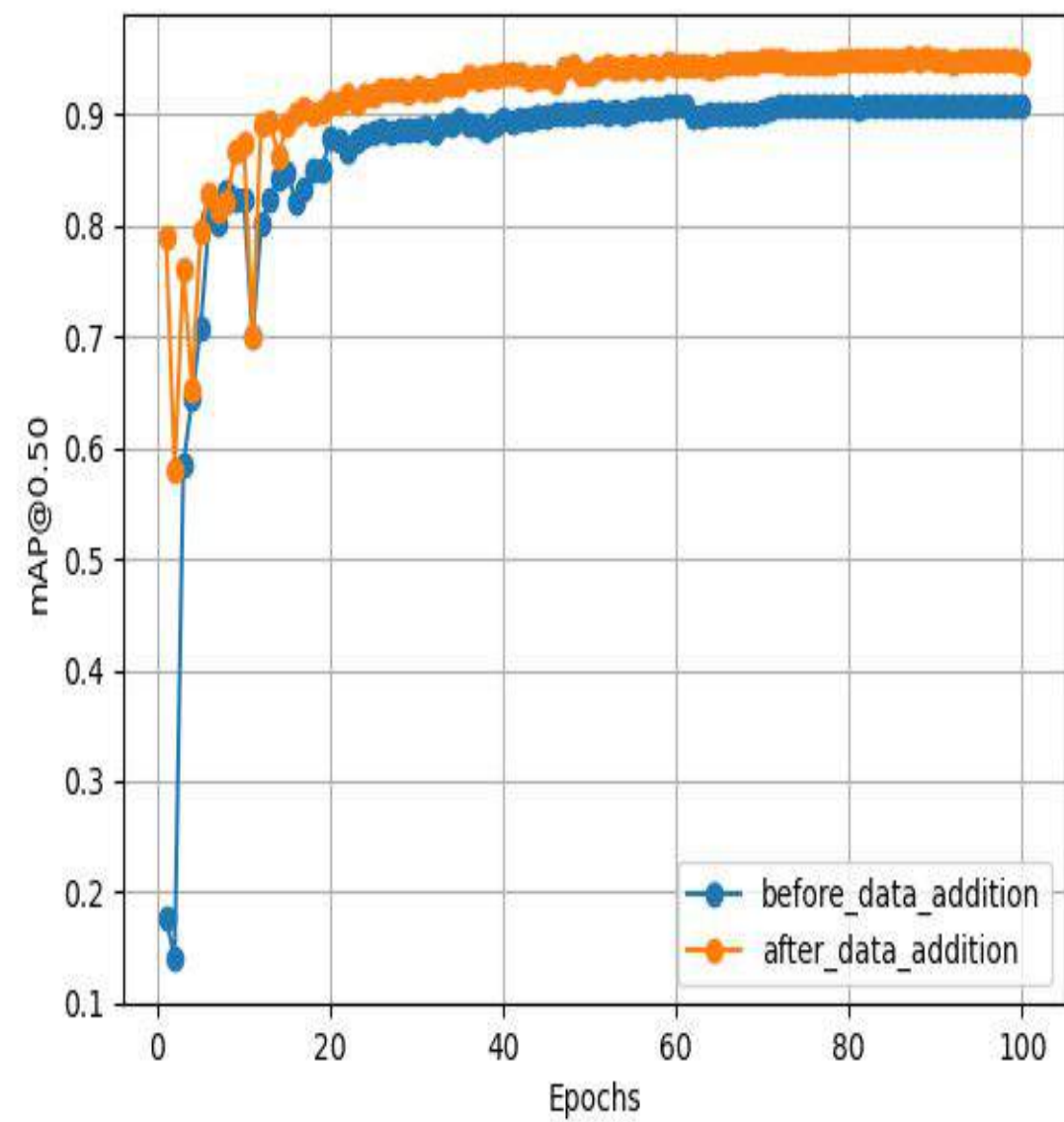




Mobile and Web App for Remote Users



Pictorial Glimpses



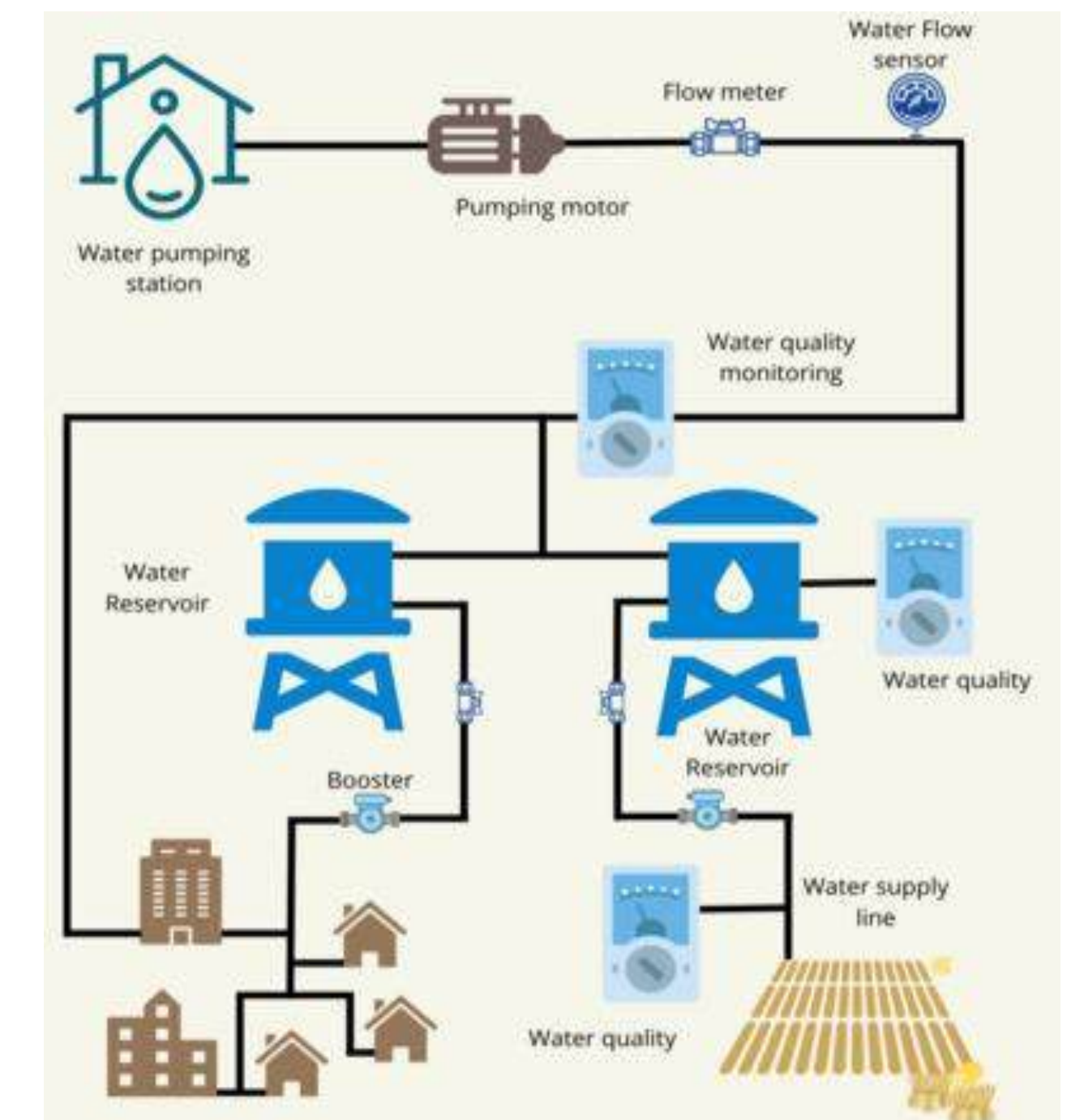
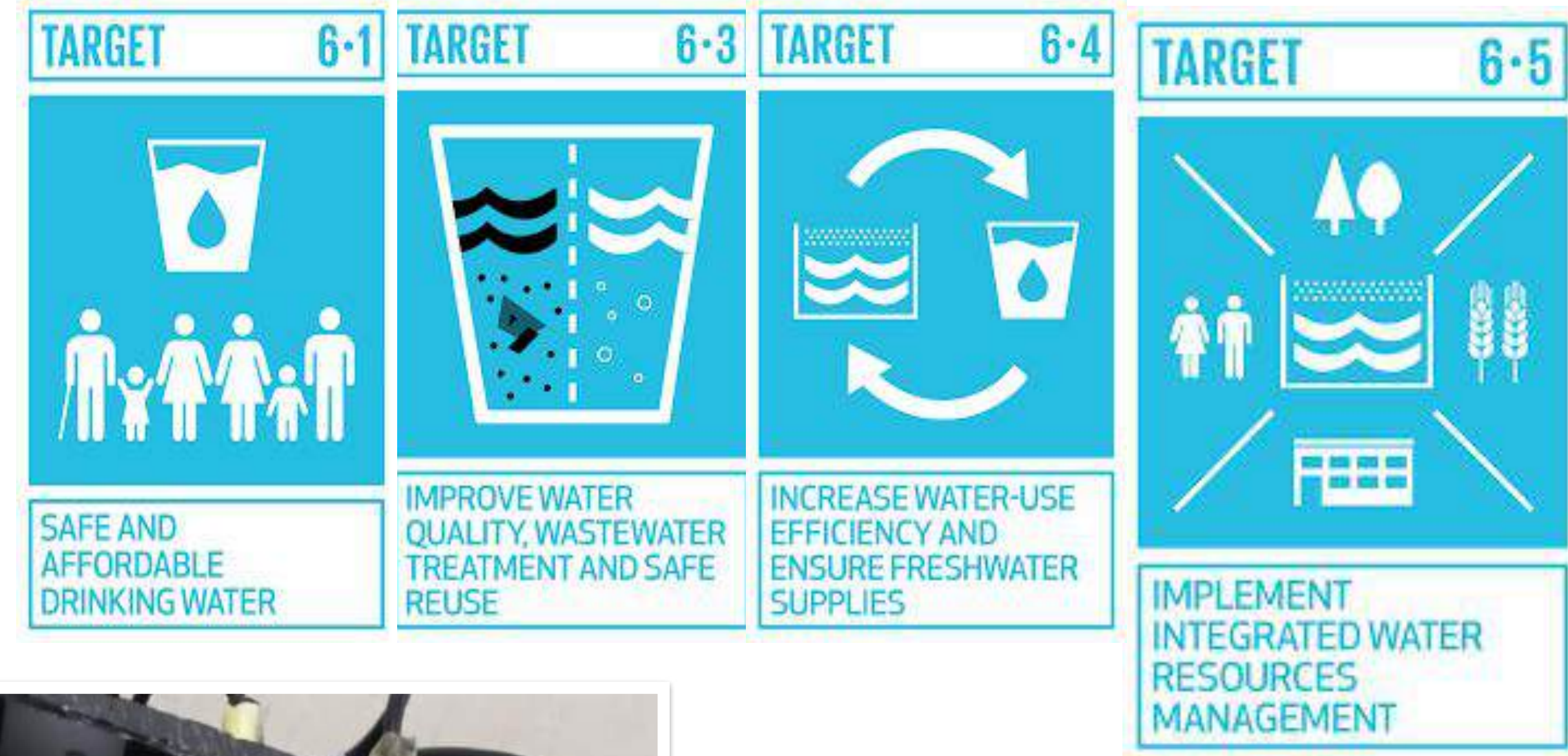
“AquaCure-Q”



Live Parameters Monitoring

Water supply management

- pH Level
- Temperature
- Water Turbidity
- Salinity & Resistivity
- Dissolved Co2
- Total Dissolved Solids
- Electric Conductivity
- Total Suspended Solids





Web Dashboard

AquaCure

cispvt

admin@cispvt.com

MAIN NAVIGATION

TW Dashboard

WQ Dashboard

Tube Well List

Water Quality List

Switching

Logs

Reports

Faults

Users

User Manual

Logout

Water Quality Dashboard

Online4Offline3

Search Tube Well ID/Name ...

1G1WQ01

Water Quality 01

Arif Yousaf Hujra

SCADA ID: 1G1WQ01

Last Pulse: 2024-04-19 07:34:39

Disolved Oxygen: 0 mg/L

Resistivity: 0 Momh.cm

Temperature: 24.5 °C

Turbidity: 0 NTU

Salinity: 218.6 mg/L

TDS: 256.7 mg/L

TSS: 0 mg/L

EC: 393.7 us/cm

pH: 0

Details

1G1WQ02

Water Quality 02

Idressabad

SCADA ID: 1G1WQ02

Last Pulse: 2024-04-26 09:05:40

Disolved Oxygen: 7 mg/L

Resistivity: 1.38 Momh.cm

Temperature: 26.4 °C

Turbidity: 12 NTU

Salinity: 398.5 mg/L

TDS: 467.1 mg/L

TSS: 0 mg/L

EC: 719.2 us/cm

pH: 6.6

Details

1G1WQ03

Water Quality 03

BHU Notiya

SCADA ID: 1G1WQ03

Last Pulse: 2024-04-26 10:24:25

Disolved Oxygen: 6.9 mg/L

Resistivity: 1.4 Momh.cm

Temperature: 26.1 °C

Turbidity: 0.1 NTU

Salinity: 394 mg/L

TDS: 462.1 mg/L

TSS: 0 mg/L

EC: 711 us/cm

pH: 7.5

Details

1G1WQ04

Water Quality 04

Bahadar School

SCADA ID: 1G1WQ04

Last Pulse: 2024-03-28 07:58:55

Disolved Oxygen: 7.2 mg/L

Resistivity: 1.86 Momh.cm

Temperature: 19.8 °C

Turbidity: 0.4 NTU

Salinity: 295.9 mg/L

TDS: 348.7 mg/L

TSS: 0 mg/L

EC: 535.4 us/cm

pH: 7.7

Details

1G1WQ05

Water Quality 05

BHU Gulbarg no. 2

SCADA ID: 1G1WQ05

Last Pulse: 2023-02-06 00:14:37

Disolved Oxygen: 7.6 mg/L

Resistivity: 0 Momh.cm

Temperature: 19.7 °C

Turbidity: 0 NTU

Salinity: 350.7 mg/L

TDS: 410.4 mg/L

TSS: 0 mg/L

EC: 632.3 us/cm

pH: 5.8

Details

1G1WQ06

Water Quality 06

Gulbahar No. 2 Javid Town

SCADA ID: 1G1WQ06

Last Pulse: 2024-04-26 10:24:37

Disolved Oxygen: 4 mg/L

Resistivity: 1.35 Momh.cm

Temperature: 26.3 °C

Turbidity: 33.7 NTU

Salinity: 409.1 mg/L

TDS: 479.7 mg/L

TSS: 0 mg/L

EC: 738 us/cm

pH: 6.1

Details

1G1WQ07

Water Quality 07

IRP water quality

SCADA ID: 1G1WQ07

Last Pulse: 2024-04-26 09:16:14

Disolved Oxygen: 5.6 mg/L

Resistivity: 1.17 Momh.cm

Temperature: 25.2 °C

Turbidity: 1.7 NTU

Salinity: 467.9 mg/L

TDS: 507.3 mg/L

TSS: 0 mg/L

EC: 851.3 us/cm

pH: 7.2

Details

HomeWater Quality Dashboard

Copyright © 2021-2024 CIS pvt. Limited. All rights reserved.

Water Quality Logs

Select WQ Device

From Date and Time

04/25/2024

To Date and Time

Success!

Showing Data from date '2024-04-25 10:39' to date '2024-04-26 10:39'

Show10entries

| WQID | WQ Name | WQ Location | SCADA ID | TW Name | TW Location | TWID | ZONE | UC | NC | Temperature (°C) | pH | Electrical Conductivity (us/cm) |
|---------|------------------|---------------------------|----------|---------------|---|----------|------|----|----|------------------|-----|---------------------------------|
| 1G1WQ02 | Water Quality 02 | Idressabad | 1G1PU37 | Idress Abad | Javed Town Umer Street Gulbahar No.3 | B-09-87 | B | 9 | 22 | 26.4 | 6.6 | 710.3 |
| 1G1WQ03 | Water Quality 03 | BHU Notiya | 1G1PU21 | Judge Banglow | Maskeenabad Peshawar | C-34-36 | C | 34 | 95 | 26.1 | 7.5 | 711 |
| 1G1WQ06 | Water Quality 06 | Gulbahar No. 2 Javid Town | 1G1PU36 | Khadim Abad | Khadim Abad near Faqir Saraey Chowk Gulbahar No.3 | B-09-88A | B | 9 | 22 | 26.4 | 6.3 | 738.3 |
| 1G1WQ06 | Water Quality 06 | Gulbahar No. 2 Javid Town | 1G1PU36 | Khadim Abad | Khadim Abad near Faqir Saraey Chowk Gulbahar No.3 | B-09-88A | B | 9 | 22 | 26.4 | 6.3 | 738.3 |
| 1G1WQ03 | Water Quality 03 | BHU Notiya | 1G1PU21 | Judge Banglow | Maskeenabad Peshawar | C-34-36 | C | 34 | 95 | 26.1 | 7.5 | 711 |
| 1G1WQ02 | Water Quality 02 | Idressabad | 1G1PU37 | Idress Abad | Javed Town Umer Street Gulbahar No.3 | B-09-87 | B | 9 | 22 | 26.4 | 6.6 | 710.3 |
| 1G1WQ06 | Water Quality 06 | Gulbahar No. 2 Javid Town | 1G1PU36 | Khadim Abad | Khadim Abad near Faqir Saraey Chowk Gulbahar No.3 | B-09-88A | B | 9 | 22 | 26.3 | 6.3 | 738 |
| 1G1WQ03 | Water Quality 03 | BHU Notiya | 1G1PU21 | Judge Banglow | Maskeenabad Peshawar | C-34-36 | C | 34 | 95 | 26.1 | 7.5 | 711 |
| 1G1WQ06 | Water Quality 06 | Gulbahar No. 2 Javid Town | 1G1PU36 | Khadim Abad | Khadim Abad near Faqir Saraey | B-09-88A | B | 9 | 22 | 26.3 | 6.3 | 737.9 |

Impacts



TDS

Cancer and Liver Problems



PH

Do you know? High pH could make your skin dry and itchy or cause an upset stomach including nausea, vomiting, diarrhea, stomach cramps, kidney disease, liver disease and nervous system problems.



TSS


Nausea, Cramps and Headaches



CO2

Burping, bloating and other gas symptoms

Pictorial Glimpses



GSMA

**THE
HUMANITARIAN
CONNECTIVITY
CHARTER.**

Thank you!