



**Institute of Electronics and Telecommunications under the
Kyrgyz State Technical University named after I. Razzakov
International Telecommunication Union**



««CONNECT A SHCOOL, CONNECT A COMMUNITY» INITIATIVE

EVALUATION REPORT

of advanced short term courses on

«COMPUTER SKILLS ON INTERNET AND WEB-TECHNOLOGIES»

Training for trainers

21.04.2014- 25.04.2014

Teachers Staff:

A.Sarybaeva

signature

Course manager:

A.Sadyrbaeva

signature

Bishkek- 2014

I. GENERAL INFORMATION

PROJECT	«TRAINING FOR TRAINERS»
Main idea:	Increased access to information and communication technologies, training in modern information technologies and improvement of rural schools teachers' skills.
Objective:	To organize short term courses for teachers in rural schools on infocommunication and web-technologies.
COURSE NAME:	Short term courses «Computer skills and knowledges in internet and web technologies»
Main idea of course:	<p>The purpose of this course is to teach the teachers in rural schools to operate productively in the information space of the Internet to achieve their communication, technical skills during the designing sites.</p> <p>Teaching teachers in rural schools the basics of working with information resources on the Internet, the basics of markup language HTML, methods of using CSS, the basics of building sites on the Internet.</p> <p>The program content is oriented on the formation of experience in the use of Internet technologies for the professional tasks and skills development of web-sites:</p> <ol style="list-style-type: none"> 1) introduce the types of web sites, their functional, structural and technological features; 2) build skills of elementary design, construction, placement and maintenance of the web site; 3) give primary skills of programming in HTML, and the basis of CSS; 4) introduce the basics of web design; 5) build skills to work in teams with complex web projects.
Expected results of training:	<p>As a result of this course participants should:</p> <p>to know:</p> <ol style="list-style-type: none"> 1. principles and structure of the "World Wide Web", the presentation of information on the Internet; 2. kinds of websites; <p>be able to:</p> <ol style="list-style-type: none"> 1. find , save and organize the necessary information from the network using available technologies and software; 2. have the skills to work with different browsers (IE, Opera, Firefox, Chrome , etc.) and finding information via the Internet ; 3. design, produce and host a Web site ; 4. program in HTML; 5. use in creating web pages the basic principles of web design , CSS, and to analyze and formulate its own position in relation to their structure, content, design and functionality; <p>have skills:</p> <ol style="list-style-type: none"> 1. means necessary to design, create, organize and update the website. <p>Successful learning in this course provides a solid foundation for further study of web-based technologies.</p>
DATE OF COURSE:	

<i>Start Date:</i>	21.04.2014		
<i>End Date:</i>	25.04.2014		
<i>Duration:</i>	5 days		
<i>Evaluation Date:</i>	25.04.2014		
Project Manager:	<i>Director of Institute</i>	<i>signature</i>	Prof. B.Nurmatov
Course Staff :	Course Manager	<i>signature</i>	A. Sadyrbaeva
	Senior Lecturer	<i>signature</i>	A.Sarybaeva

II. COURSE CONTENT

2.1. Technical environments for training

Courses were organized for rural school teachers from Naryn region of the Kyrgyz Republic. Classes were held in school named after U.Asanov, which has a modern material and technical base, equipped with multimedia classrooms and computers with Internet access.



2.2. Course program

CONTENT		
1 st day		
Time	Themes	Used materials and responsible person
09.00-09.20	Welcoming, opening training	Presentation
09.20-10.00	Introduction to subject	Presentation
10.00-10.30	Coffee Break	
10.30-12.30	Introduction to Internet <ul style="list-style-type: none"> – What is the Browser (theory)? – How to work with browser (practice)? – Change browser settings? – Searching information in Internet – Copy information to computer. – Classification of sites – What is the Email? – Email service. – Creating email. – Sending and receiving messages. – Browse file to the letter. Provider. <ul style="list-style-type: none"> – What is the provider? – Provider in Kyrgyz Republic 	Presentation
12.30-13.30	<i>Lunch time</i>	
13.30-14.00	Review of daily materials Task	Used materials Video lessons
14.00-15.00	Web page, Introduction to HTML technologies <ul style="list-style-type: none"> – What is Web page? – What is the Hyperlink? – How to create Hyperlink? – Creating web-page in text editor MS Word – Creating hyperlink in text editor – Classification hyperlinks 	Presentation Video lessons
15.00-15.30	Coffee Break	
15.30-16.50	Review of daily materials Practice tasks: <ul style="list-style-type: none"> – Create web-page in text editor MS Word – Create several copies web-pages – Create hyperlink every page into main page 	Used materials Video lessons
16.50-17.00	Blank form: Proposes for the next lessons, questions	
2 nd day		
09.00-09.30	Previous days' materials review	
09.30-10.30	<ul style="list-style-type: none"> – Main structure of HTML documents – What is a “tag”, attributes – title and paragraphs in HTML pages (<p>,<h>) – Tags and attributes for list and marking HTML pages (,) – TAG and creating hyperlinks(<a>) 	Presentation Video lessons


10.30-11.00	Coffee Break	
11.00-12.30	Practice Tasks : <ul style="list-style-type: none"> – Create 1-HTML page – Use tags and titles and for paragraphs – Enter marking and lists – Create link to the another page – Enter images into page – Create links to the images 	Presentation
12.30-13.30	<i>Lunch time</i>	
13.30-14.00	Practice discussion	
14.00-15.00	TAG and (proposition) <ul style="list-style-type: none"> – TAG and table(<table>) – Attributes and TAG and table (border, color) – Tag specify the font settings and his attributes(,
) – Tag defining color (<color>) – Insert images into pages() – Create link from the image (<a>) 	Video lessons
15.00-15.30	Coffee Break	
15.30-16.50	Practice review Task: <ul style="list-style-type: none"> – Create table in HTML page – Change settings in the table – Insert table into down of – Change image settings – Create link from the image into another page 	Presentation
16.50-17.00	Blank form: Proposes for the next lessons, questions	Used materials
3^d day		
09.00-09.30	Previous days' materials review	
09.30-10.30	Cascade Style Sheets(CSS) <ul style="list-style-type: none"> – Introduction to CSS – Types Selection – Selector of tags – ID Selectors – The class selector – Group selector 	Presentation
10.30-11.00	Coffee Break	
11.00-12.30	Practice review Task: <ul style="list-style-type: none"> – Create file style.css. saving – Connect style.css into web-page – Using selectors 	Used materials Video lessons
12.30-13.30	<i>Lunch time</i>	
13.30-14.00	Practice, discussion	
14.00-15.00	Work with styles <ul style="list-style-type: none"> – Properties Font-family? – Properties Font-size – Properties Font-color – Properties Font-style 	Presentation Video lessons




	<ul style="list-style-type: none"> – Properties Font-weight – Text-decoration Work with text <ul style="list-style-type: none"> – Properties Text-align. – Properties Text-indent? Work with background <ul style="list-style-type: none"> – Properties Background 	
15.00-15.30	Coffee Break	
15.30-16.50	Practice review Tasks: <ul style="list-style-type: none"> – Change style settings web-pages – Correct texts and select row – Change screen page – Insert images in screen page 	Presentation
16.30-17.00	Blank form: Proposes for the next lessons, questions	Использованные материалы
4th day		
09.00-09.30	Previous days' materials review	
09.30-10.30	Macromedia Dreamweaver HTML Editor <ul style="list-style-type: none"> – Download of Macromedia Dreamweaver – Main editor interface – Tools and window properties – Work with window design and code – Creating web-setting – Work with tables – Work with hyperlinks 	Presentation
10.30-11.00	Coffee Break	
11.00-12.30	Practice review Task: <ul style="list-style-type: none"> – Create web-page with Macromedia Dreamweaver editor – Create table, – Create link to another page 	Presentation Video lessons
12.30-13.30	<i>Lunch time</i>	
13.30-14.00	Practice, discussion	
14.00-15.00	Macromedia Dreamweaver (contd.) <ul style="list-style-type: none"> – Connection file style.css into web-page – Work with styles – Stylish classes and work with it – Work with web-forms 	Used materials
15.00-15.30	Coffee Break	
15.30-16.50	Practice review Task: <ul style="list-style-type: none"> – Macromedia Dreamweaver Editor attaching style.css on the web page – Work with class – Create web-form – (text row, checkbox, button and so on.) 	
16.50-17.00	Blank form: Proposes for the next lessons, questions	
5th day		

09.00-09.30	Previous days' materials review	
09.30-10.30	Domain and Hosting <ul style="list-style-type: none"> – What is domain? – What is hosting? – Free hosting – Replace sites into hosting – Manage sites in hosting 	Presentation
10.30-11.00	Coffee Break	
11.00-12.30	Practice review Task: <ul style="list-style-type: none"> – Register in the free hosting – To get domain. – Loading sites in domain – Work with program “total commander” 	
12.30-13.30	<i>Lunch time</i>	
13.30-15.00	Testing	
15.00-16.00	Rewarding the Certificate	

There were 2 Coffee Breaks where participants could ask teachers and discuss about class and exchange experience between each other.

All practical and theoretical classes' tutorials were printed and provided to course students, also were shared soft copies of video class materials (see Appendix 2).





On the end of class all participants were tested by test program for knowledge level checking where questions relate with program topics.

Comment Book was created for course participants. Each student should leave opinion about course and give own suggestion according course, teachers, teaching methods and organization of training.

Results of the survey at the beginning of the course

N	Name	Have you participated in previous courses held within the project "School Connect"		Specify what browsers you use most often?					Have you tried creating websites?		Did you work with the program Adobe Dreamweaver?		Have you studied the basics of HTML?		Have you studied the basics of CSS?	
		Yes	No	Opera	Internet Explorer	Mozilla Firefox	Google Chrome	do not use the Internet	Yes	No	Yes	No	Yes	No	Yes	No
1	Asankulova Mazira	+					+			+		+		+		+
2	Amankulova Nurzhan		+				+			+		+		+		+
3	Zhakypbekova Chynara	+					+		+			+		+		+
4	Zhakypova Baktygul		+					+		+		+		+		+
5	Kalnazarova Alena	+			+					+		+		+		+
6	Kalchaeva Elzat	+					+			+		+		+		+
7	Karasartova Zhamila	+					+			+		+		+		+
8	Kachkynova Ainura	+					+			+		+		+		+
9	Kulmurzaeva Nazgul	+					+			+		+		+		+
10	Musaev Saktur	+			+					+		+		+		+
11	Orunbaeva Meerim		+				+			+		+		+		+
12	Ozubekov Azamat	+					+		+			+		+		+
13	Sarkeldeeva Aizat	+					+			+		+		+		+
14	Sultangazieva Nurzat	+					+			+		+		+		+
	%	78,57%	21,42%	0%	14,28%	0,00%	78,57%	7,14%	14,28%	85,71%	0,00%	100,00%	0,00%	100,00%	0,00%	100,00%

Results of the survey at the end of the course

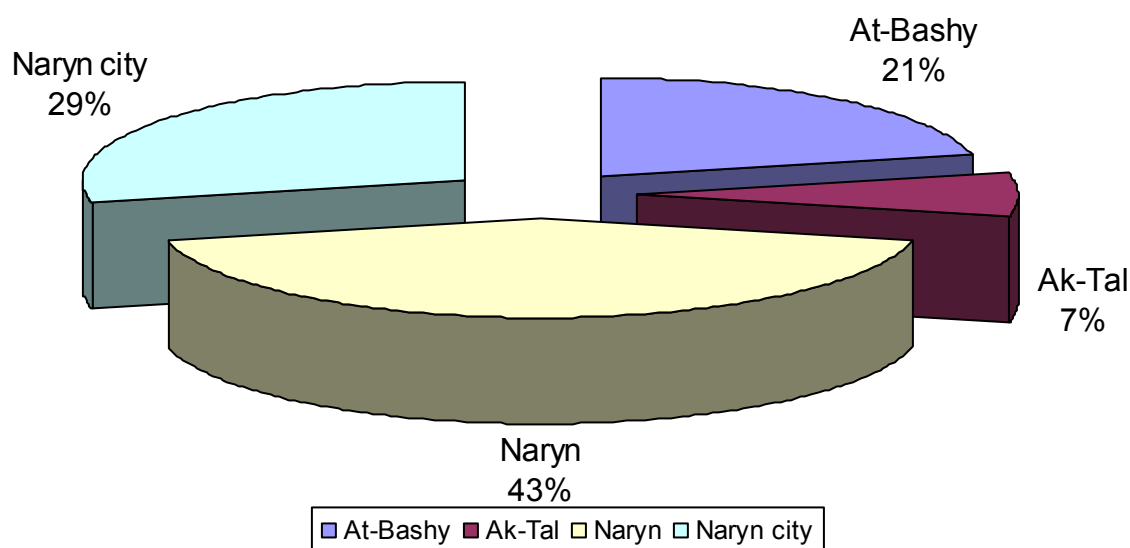
№ п/п	What topics are not necessary for you, and what topics are you more like and want?	Are all the topics of the course have been passed?	You enjoyed the level of the course? Your opinion about the course	Do you want to participate in the course of the next level? If so, on what?
1	All subjects are needed	Yes	The course is held at a high level. I got a lot of useful information.	Yes, I want to participate in courses on Visual Basic, Delphi
2	There was so unnecessary. All themes are very much needed	Yes	The course is held at a high level, I especially liked the individual approach to each student	Yes, I want to participate in courses on Visual Basic, Delphi
3	All themes are necessary and useful for me	Yes	I got a lot of useful information. Classes held at a high level	Yes, I want to participate in courses on programming and Adobe Photoshop
4	All themes are necessary and useful for me	Yes	In a short time got a lot of useful information	Yes, I want to participate in courses on QuickBasic
5	All passed topics we really need	Yes	I learned a lot, and want to participate in future courses of this level	Yes, I want to participate in courses on Visual Basic, Delphi
6	All passed topics needed	Yes	I want to note the excellent teaching quality of teachers	Yes, I want to participate in courses on programming and Adobe Photoshop
7	All passed topics needed	Yes	The course is held at a high level, have received a lot of useful information available on the Kyrgyz language	Yes, I would like to participate in courses on programming languages
8	Noun necessary topics	Yes	The course is held at a high level. I got a lot of useful information available on the Kyrgyz language, as there are no textbooks in Kyrgyz	Yes, I want to participate in courses on programming and Adobe Photoshop
9	All themes are very necessary to us	Yes	I want to continue the course, as the course held at a high level	Yes, I want to participate in courses on programming and Adobe Photoshop

10	All themes are very necessary to us	Yes	I want to continue the course, I would like to learn the basics of PHP, MySQL, etc.	Yes, I want to participate in courses on programming and Adobe Photoshop
11	All passed topics needed	Yes	In rural schools do not have the conditions to improve the knowledge of teachers, so these courses are so necessary for rural schools	Yes, I would like to participate in courses on programming languages
12	All themes need	Yes	In rural schools do not have the conditions to improve the knowledge of teachers, so these courses are so necessary for rural schools	Yes, I would like to participate in courses on Software
13	All themes are very necessary to us	Yes	Trainers showed their professionalism liked their attitude, and individual attention to each	Yes, I want to participate in courses on programming and Adobe Photoshop
14	All themes are necessary and useful for me	Yes	The course is held at a high level, I want to express my gratitude to our coaches	Yes, I want to participate in courses on programming and Adobe Photoshop

2.3. List of Participants

There were 15 rural teachers from Naryn region of the Kyrgyz Republic and 12 of them were women:

N		School	Name
1	At-Bashy	A.Zhanaliev	Kachkynova Ainura
2		A.Kerimbaev	Sarkeldeeva Aizat
3		Oi-Tersken	Amankulova Nurzhan
4	Ak-Tal	M.Bazarkulov	Kulmurzaeva Nazgul
5	Naryn	A.Tynybek	Musaev Saktur
6		Zh.Mambetov	Kalnazarova Alena
7		Alysh	Ozubekov Azamat
8		Kerimbai u S.	Sultangazieva Nurzat
9		M.Baidoolotov	Asankulova Mazira
10		S.Murzakmatov	Orunbaeva Meerim
11	Naryn city	Medical college	Zhakypova Baktygul
12		Chkalova N2	Kalchaeva Elzat
13		A.Builash	Karasartova Zhamila
14		U.Asanov	Zhakypbekova Chynara



III. COURSE TEST RESULTS

3.1. Testing exam

At the end of course participants was tested according passed tutorials. All result papers attached in *Appendix 3*.

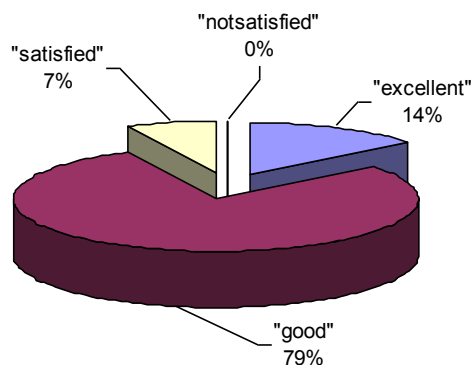
Exam Sheet № _____

Exam Data: 25.04.2014

N	First, Surname	Number of correct answers	Number of incorrect answers	Percentage of correct answers	Grade
1	Asankulova Mazira	17	8	68%	3
2	Amankulova Nurzhan	21	4	84%	4
3	Zhakypbekova Chynara	18	7	72%	4
4	Zhakypova Baktygul	19	6	76%	4
5	Kalnazarova Alena	21	4	84%	4
6	Kalchaeva Elzat	23	2	92%	5
7	Karasartova Zhamila	18	7	72%	4
8	Kachkynova Ainura	22	3	88%	4
9	Kulmurzaeva Nazgul	20	5	80%	4
10	Musaev Saktur	24	1	96%	5
11	Orunbaeva Meerim	20	5	80%	4
12	Ozubekov Azamat	22	3	88%	4
13	Sarkeldeeva Aizat	21	4	84%	4
14	Sultangazieva Nurzat	18	7	72%	4
	Average	20.28	4.71	81%	4

Total: 14

"excellent"	2	14%
"good"	11	79%
"satisfied"	1	7%
"notsatisfied"	0	0%



■ "excellent" ■ "good" ■ "satisfied" ■ "notsatisfied"

Test program was installed on every participant's computer and test time was 40 min. After completing test everybody could see own results automatically. Heretest paper number,name, surname of tested person, questions and answer, scores and finally amount of correct answers, and it percentage representation and grade. Tests result view:

ЭЛЕКТРОНИКА ЖАНА ТЕЛЕКОММУНИКАЦИЯЛАР ИНСТИТУТУ

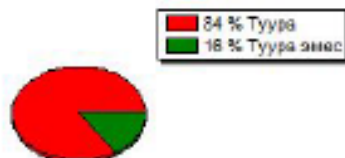
ТЕСТТИН ПРОТОКОЛУ №__

<i>Фамилиясы, аты, атасынын аты</i>	Аманкулова Нуржан
<i>Датасы</i>	25.04.2014
<i>Оқулган курс</i>	Web-технологиялар

№	Суроо жана ага берилген жооп	Баллы
1	<p>CSS <code>padding</code> касиети эмне учун колдонулат?</p> <p>ички чектин маанилерин көрсөтүү үчүн</p>	1
2	<p><code><title></code>, <code><link></code> ж <code><meta></code> тэгдери HTML документинин кайсы бөлүгүндө жайгашат?</p> <p><code><head></code> <code></head></code> деген бөлүгүндө ичинде</p>	1
3	<p><code>position</code> касиетинин туура маанилерин көрсөткүлө</p> <p><i>absolute, relative</i></p>	1
4	<p>CSS те шрифтинин олчомун көрсөтүү касиетин көрсөткүлө?</p> <p><i>font-size</i></p>	1
5	<p>Кайсы атрибут аркылуу фондук сурөт көрсөтүлөт?</p> <p><i>background</i></p>	1
6	<p>HTML –</p> <p><i>гипертексттерди белгилөө тили</i></p>	1
7	<p>Курсор шилтеменин айыгында турганда шилтеменин корунушун өзгөртүү үчүн кайсы псевдо-класс колдонулат?</p> <p><i>:hover</i></p>	1
8	<p>Кайсы тэг аркылуу текстти басымдуу (жирим) жазууга болот?</p> <p><code></code></p>	1
9	<p>CSS те элементтердин позициясын көрсөтүү үчүн кайсы касиеттер колдонулат?</p> <p><i>absolute, relative, static, fixed</i></p>	1
10	<p>CSS каскаддык таблицалар стилдеринде негизги селекторлордун канча туру бар?</p> <p>3</p>	1
11	<p>Сайттын виртуалдык мейкиндиктеги индивидуалдык аты эмне деп аталат?</p> <p><i>домен</i></p>	1
12	<p>Номерленген тизмени түзүүгө арналган тэг кайсы?</p> <p><code></code></p>	1
13	<p>CSS те сурөт вертикалдык турдо кайталануусу үчүн кайсы касиет жазылат?</p> <p><i>background-repeat: repeat-y;</i></p>	1
14	<p>Сурөттү көрсөтүүдө жардамчы текст пайда болуу үчүн кайсы атрибут колдонулат?</p> <p><i>alt</i></p>	1

№	Суроо жана ага берилген жооп	Баллы
15	HTML документинде суротту жайгаштыруу учун кайсы тэг колдонулат? 	1
16	Кайсы электрондук почтанын адреси туура жазылган? mektep@www.ru	0
17	CSSтин кайсы касиети менен элементтин чек сызыгын белгилөөгө болот? border	1
18	Параграф тэги кайсы? <p>	1
19	<div> жана тэгдери эмнеси менен айырмаланышат? div – блок элементи, а span – сан элементи болуп саналат	1
20	Абсолюттук позициясын корсотуудо кайсы атрибуттер колдонулат? left, top, right, bottom	1
21	<hх> тегинин канча дөңгөөлү бар? 1 ден 6 га чейин	1
22	Чектик сызыкты жогору жана томон жагынан белгилөө учун кайсы касиет колдонулат? border-top жана border-bottom	1
23	Эм кичинекей олчомдогу баш сөз кайсы тэг менен берилет? <h1>	0
24	Шрифттин жоондугун берүүчү CSS эрежени корсот? font-size	0
25	Кайсы тэг туура синтаксисте ээ? 	0

Туура жооптун саны	21
Туура эмес жооптун саны	4
Туура жооптун пайызы	84%
Баасы	4



Мугалимдин фамилиясы, аты, атасынын аты _____

On the end of course each participant express his own opinion about course and give own suggestion according course, teachers, teaching methods and organization of training. Teachers noted that courses were very useful and informative.

According test results participants got Certificates.

