



Note by the secretariat

PRESENTATION ON RESOURCE MOBILIZATION

Purpose

This document was introduced in July 2023 at the 2023 ordinary session of the Council, and is presented here again at the request of Canada, in light of the very important discussions on Resource Mobilization that will take place during the CWG-FHR.

Action required

This document is transmitted to the Council Working Group on Financial and Human Resources **for information**.

Information Session for Councillors Resource Mobilization

C23 and beyond

July 12
12.30-13.15 CET



ITUCOUNCIL
GENEVA2023

- **Background**
- **Current Situation Analysis**
- **Next Steps**

Background and mandate

- **PP22 (Dec 5) instructs the ITU SG to:** “develop an-ITU-wide resource mobilization strategy to address the need for additional funding to meet organizational priorities and present it to the Council for review and guidance on its implementation”.
- **PP22 (Dec 5) Instructs the ITU Council:** “to examine programmes aimed at increasing revenues, enhancing efficiency in the use of financial resources and reducing the costs of ITU drawn up by the Secretary-General with the assistance of the Coordination Committee”.
- At its **2017 session, Council agreed** to principles for Resource Mobilization. In these principles, Council agreed: “As ITU’s primary source of revenues, the top priority for Resource Mobilization is assessed contributions from ITU’s Member States”.
- During **Council 2023**, the preliminary Resource Mobilization strategy will be presented. The Boston Consulting Group (BCG) is supporting the Secretariat as an in-kind Knowledge Partner in this analysis. Based on Council 2023 feedback, the Secretariat will then refine and further develop the strategy to be presented at **Council 2024**.

Agenda

- **Background**
- **Current Situation Analysis**
- **Next Steps**

Revenue Trend (CHF)

Major categories mainly stable over time, but just drops/jumps in specific years = challenge for budgeting

	2018	2019	2020	2021	2022
Member States	108.6	109.9	109.3	109.3	109.2
Sector membership	16.3	16.6	16.4	16.3	16.3
Publications	13.9	15.6	17.1	19.4	14.6
Satellite filings	19.1	12.1	13.6	11.2	10.2
Others (numbering, project support, ITU Telecom)	3.4	2.6	1	0.9	1.25
Voluntary contributions	13.8	14	10.8	19.9	12.8

Figures in CHF millions

Summary of Current Situation & Trends

1. Member State units account for most of ITU revenues. They are stable. Will go up slightly in 2024 due to announced increases at PP22.
2. Sector Membership revenues also stable. Membership at highest level ever (~1000 entities), but NET growth coming mainly from lower fee categories – SMEs, Academia, exempted.
3. Cost recovery revenues relatively stable over time, but industry changes and fluctuations each year make budgeting difficult. Satellite filings being reviewed.
4. Extra-budgetary / voluntary contributions (including funds-in-trust for projects, other contributions and sponsorships) fluctuate from one year to the next. Not in regular budget. Activities implemented when VC funding is available.



ITU Funding & Resource Mobilization Strategy Report Summary

Info Session for C23

JULY '23

Context

As a follow up to **PP 2022 (decision 5)** and building on the **Visioning Exercise Pillars I & II** and the **ITU Senior Management Retreat**,

BCG has been supporting ITU with the development of an ITU-wide **funding and resource mobilisation strategy** that draws on and articulates ITU's **value proposition and engagement model**

BCG project outcomes



Baseline ITU's funding requirements



Segment private sector players



Define ITU value prop. & positioning



Model realistic contributions

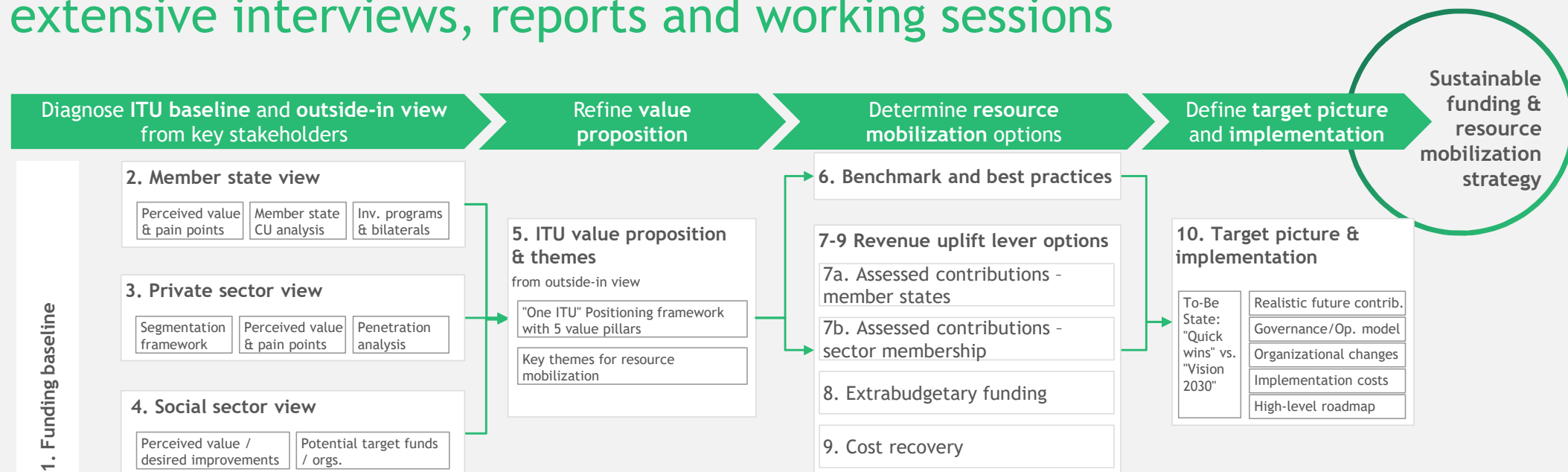


Define private sector engagement model



Articulate requirements for success

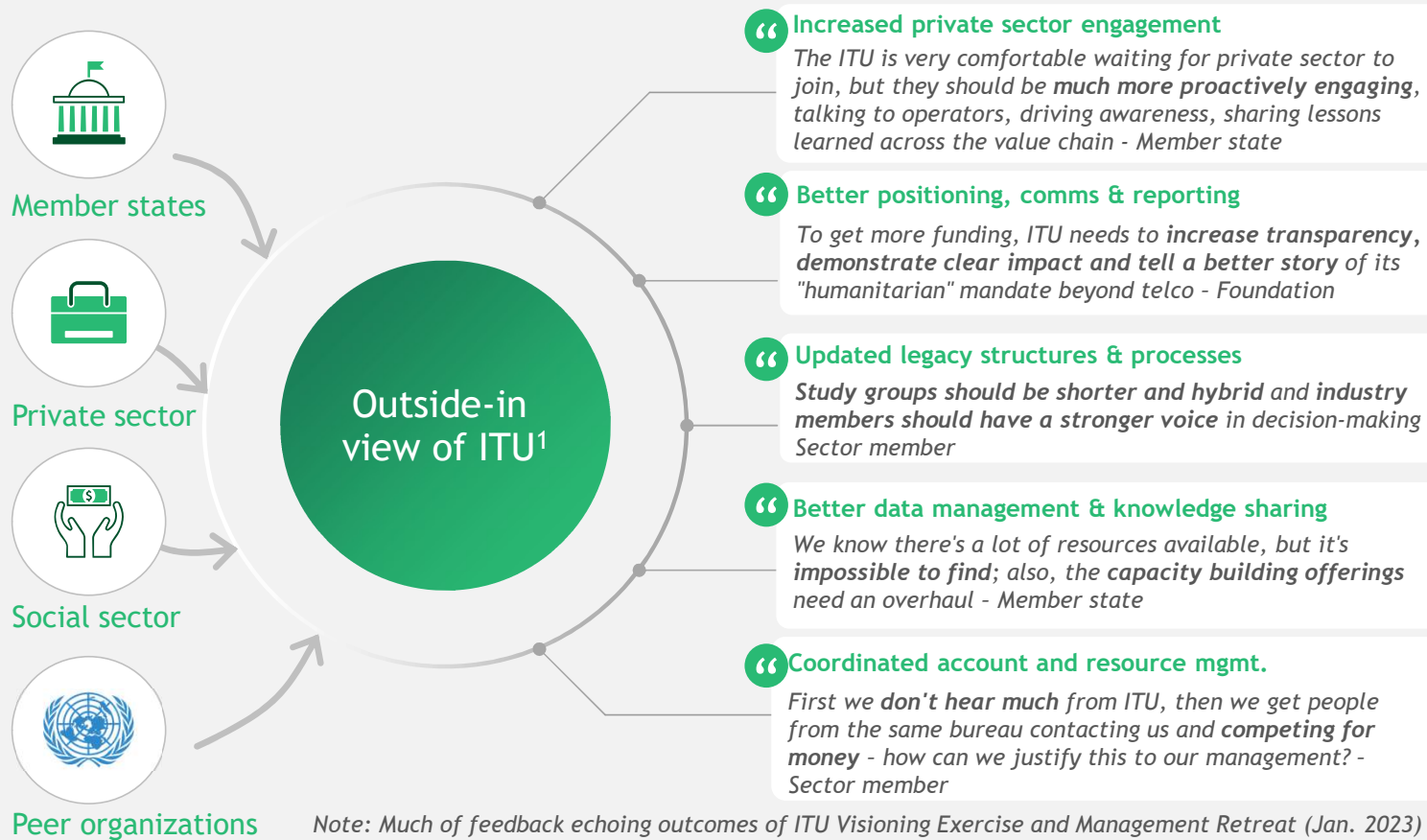
Process overview | Rigorous 10-step approach supported by extensive interviews, reports and working sessions



- Conducted >70 Interviews...¹**
 32 Internal stakeholders, 21 Private sector members, 11 Member states, 8 Other agencies & foundations
- Leveraged ~100 documents and reports...**
 Financial reports, Membership data & survey, Visioning and management retreat documents, Previous projects at ITU, Other external sources and benchmarks
- Conducted 6 working sessions with ITU team**

1. Interviews of stakeholders designed to gather anecdotal views from representative sample (across geographies, industries, and levels of development)

Diagnosis | ITU's key stakeholders voice urgency for change and see potential for much greater impact

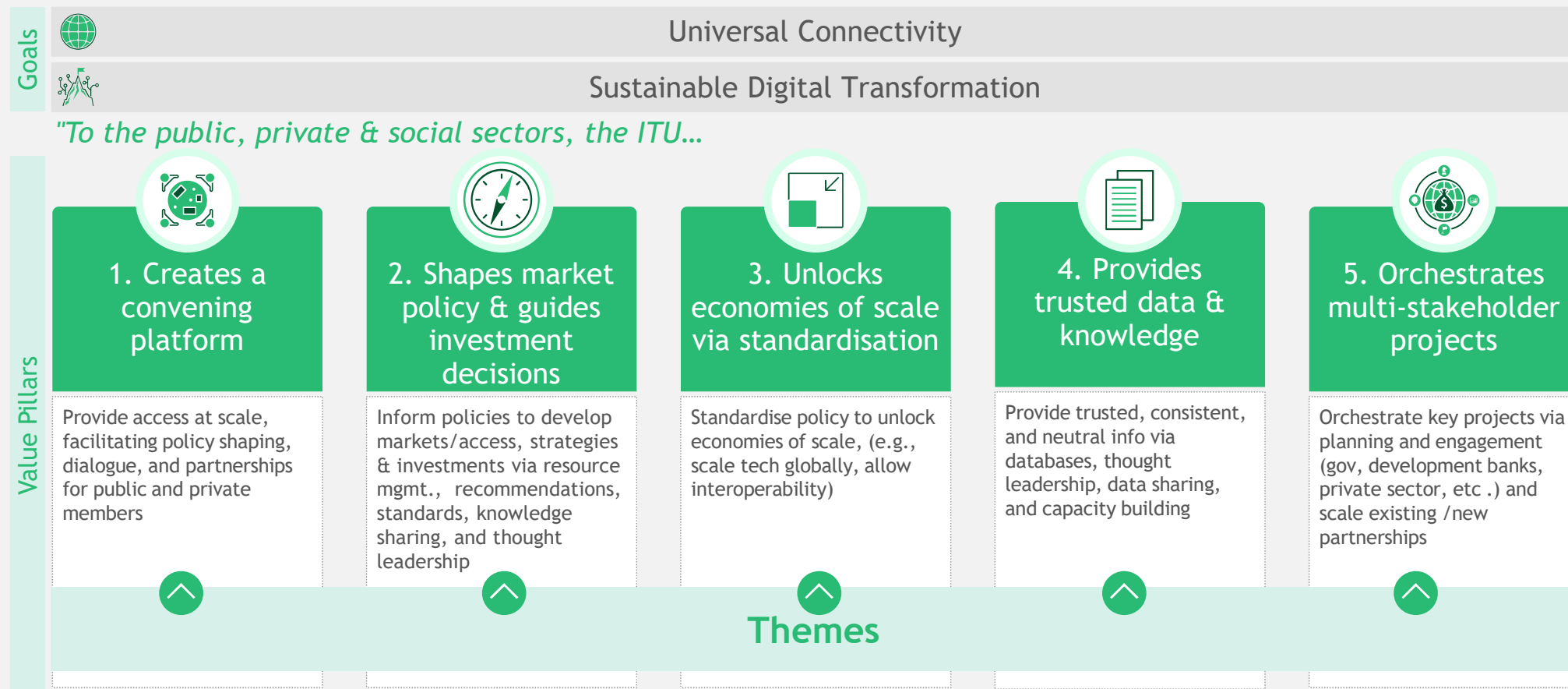


Overall,

- ITU is **at risk of losing some of its relevance** within a competitive environment
- **Legacy structures** limit ITU's value potential
- ITU is **missing opportunities** to play its unique role in the ecosystem

1. 70+ interviews with stakeholders internally, member states, private sector, social sector and peer agencies, and 100+ documents and reports

One ITU positioning framework | 5 value pillars & horizontal themes



Products & services | 3 key resource mobilization levers identified



A: Strengthen core membership offering
to lay the foundation
for eventual fee
structure changes

+



B: Develop “One ITU Thematic Initiatives”
as add-on to membership,
formalizing “extrabudgetary”
contributions with multi-
year commitments

+



C: Monetize on standalone offerings
by reviewing cost
recovery policy, or
including in membership
offerings

Derived from project focus on private sector, but open to all members

Agenda

- **Background**
- **Current Situation Analysis**
- **Next Steps**

Next Steps

- Incorporate feedback and suggestions from Council
- Establish “OneITU” Resource Mobilization Taskforce to assess, coordinate, and explore initial pilot implementation of the resource mobilization strategy
- Propose final resource mobilization strategy and implementation status to C24

ITUCOUNCIL

GENEVA**2023**

Information Session on
Resource Mobilization

Questions & Answers