



Seventh meeting of United for Smart and Sustainable Cities (U4SSC), June 20, 2023

New release of the U4SSC KPIs application for Pully

Alexandre Bosshard



Co-organized by



UNECE



Application of the U4SSC initiative in Pully certified in 2018



Concrete result:

A chart with around 1000 cells

Question:

How to communicate the results with politicians, citizens, administration, other cities and experts ?



Water and sanitation



NETWORKS

Each of the town's households has firstly, a supply of potable water and secondly, a connection to a water drainage system connected to a water treatment plant (STEP). Water loss from the potable water network (11%) is close to the target value (7%).

Municipality actions

✓ Renovate the subterranean infrastructures in order to reduce leaks	Permanent
✓ Separate the sanitation network	Permanent
✓ Draw up a detailed potable water distribution plan (PDDE)	Achieved



Basic Water Supply



100 %

of the inhabitants have access to water (2016)

📈 100 % (L.Eaux)

📊 Measured locally



Potable Water Supply

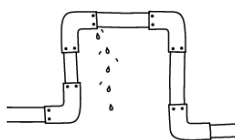


100 %

of the inhabitants have access to potable water (2016)

📈 100 % (L.Eaux)

📊 Measured locally



Water Supply Loss



11 %

of the water distributed is lost (2016)

📈 7 % (L.Eaux)

📊 Measured locally



Wastewater Collection



100 %

of the water used is collected and treated in a STEP (2016)

📈 100 % (L.Eaux)

📊 Measured locally



Household Sanitation



100 %

of households have sanitation (2016)

📈 100 % (L.PEP)

📊 Measured locally

Pully under the microscope



Measuring the level of digitalisation
and sustainable development
against the International
Telecommunication Union's ITU-T
International Standards



2019: publication of «Pully under the microscope» report

Available in english and french versions on the following websites :

- <https://smart.pully.ch/pullyunderthemicroscope>
- <https://www.itu.int/en/ITU-T/ssc/united/Documents/pully-under-the-microscope-u4ssc-E.pdf>



Potential for improvement



- Take into account local specificities
- To add some specific indicators
- Update the KPIs every 5 years

New version of the U4SSC KPIs application for the city of Pully

Work in progress



Pully under the microscope 2024

Add specific local and national KPIs



National level



Schweizerische Eidgenossenschaft
Confédération suisse
Confederazione Svizzera
Confederaziun svizra

«Cercle indicateurs» initiative

Developped by Swiss cities and Cantons with 32 KPIs

Some examples:

- Environnement: nesting birds
- Economy: tax burden of individuals
- Society: social assistance rate

Local level





Local KPIs chosen by city of Pully departments

Some examples:

- **Environnement:** State of separation of the water drainage systems
- **Economy:** Annual investment to maintain infrastructure value
- **Society:** Training of employees in cybersecurity

A policy management tool based on U4SSC KPIs

Define



Pully policy Program 2021-2026

Pilot and realize



Pully's project Management Competence Centre

Measure



Merci

σας ευχαριστώ

Gracias

با تشکر از شما

спасибо

شکرا

Thank you

謝謝

Danke

고맙습니다

хвала

dankon

धन्यवाद

תודה

mahadsanid



Alexandre Bosshard

Member of the Board, coordinator and project leader
Department for industrial services and technical office
City of Pully, Switzerland

alexandre.bosshard@pully.ch