

ITU-T A.5 justifications: Why and how?

**TSB tutorial
December 2017**

Overview

1. Normative vs non-normative (informative) references
2. Objectives of ITU-T A.5 justifications
3. How to create an ITU-T A.5 reference, three alternatives:
 - Reuse an existing reference
 - Create a new reference by duplicating an existing one
 - Create a new reference from scratch
4. Help, advice and support: Contact the TSB Secretariat

Types of reference

1. Normative references:

Whole or parts of an external document required to implement the draft Recommendation

(should be listed in clause 2 of the Recommendation)

2. Non-normative (informative) references:

Whole or parts of an external document that provide supplementary information that assists understanding or use of the draft Recommendation

(should be listed in the bibliography of the Recommendation)

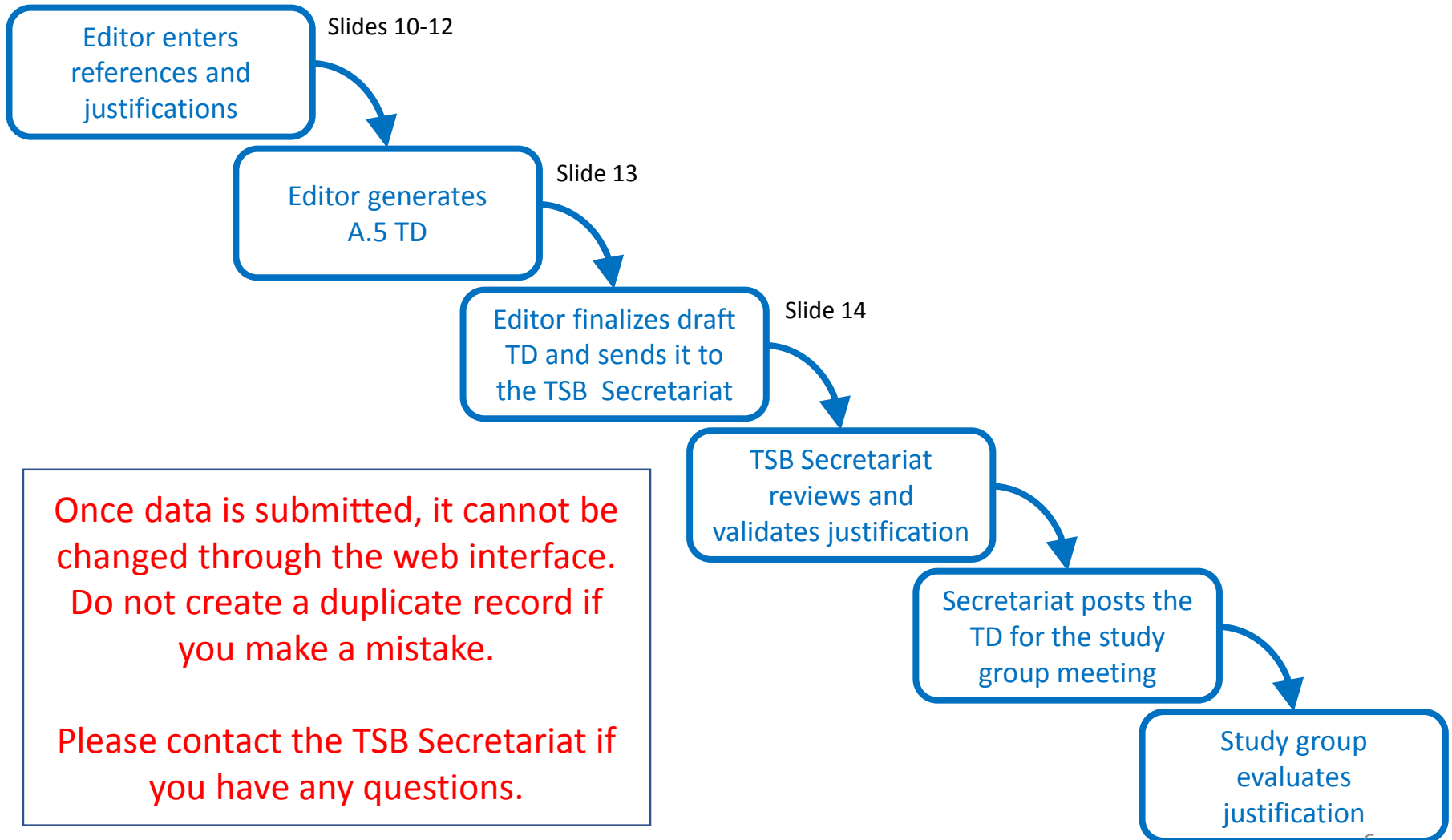
Objectives of ITU-T A.5 justifications

1. Assures stability and availability of material incorporated in Recommendations through reference to external documents
2. Improves awareness of possible claims of Intellectual Property Rights (IPR) through reference
3. Which references require ITU-T A.5 justification?:
 - All normative references, except...
 - ...ITU, ISO or IEC standards

How to create an ITU-T A.5 justification

1. Do not create an ITU-T A.5 justification by hand – use the online tool to reduce workload and avoid errors
2. The Editor (or Rapporteur) responsible for a draft Recommendation is required to produce a TD justifying each normative reference outside ITU/ISO/IEC
3. This “ITU-T A.5 justification” TD must be presented to and accepted by a study group before Determination/Consent
4. Structure of an ITU-T A.5 justification:
 - Qualification of the organization
 - Identifier of the referenced text
 - Information about the referenced text
 - **Justification** for the reference

The ITU-T A.5 justification process



How to create an ITU-T A.5 justification

Three approaches to create an ITU-T A.5 justification:

1. Reuse an existing reference

Simplest solution so long as the referenced text has already been used in another Recommendation.

2. Create a new reference by duplicating an existing one

If a similar referenced text has already been used in another Recommendation, it can be duplicated to minimize the retyping of common parts.

3. Create a new reference from scratch































If no similar referenced text exists, start from a clean page.

Information to be submitted for each approach

Editing possible: 

Data entry required: 

Not applicable: 

Information required	Approach		
	1	2	3
1. Identifier of referenced document			
2. Status of approval			
3. Justification for the specific reference			
4. Intellectual Property Rights information (if any)			
5. Other information about “quality” of the document			
6. Stability/maturity of the document			
7. Relationship with other documents			
8. List of explicit references within the referenced document			
9. Qualification of the organization (already completed)			
10. Other supplementary information			

Getting started

From the study group homepage, click on [Work Programme](#), and then select the draft Recommendation for which you wish to create an ITU-T A.5 justification.

[2017-2020] : [SG15] : [Q2/15]

[Declared patent(s)] - [Associated work]

Work item: G.RoF

Status: Under study [Issued from previous study period]

Approval process: AAP

Type of work item: Recommendation

Version: New

Provisional name: -

Equivalent number: -

Timing: 2018-10 (High priority)

-

Radio over Fiber systems

This recommendation specifies radio over fiber transmission systems suitable for access network

[TD 90 WP1]

Contact(s): Seung-Hyun Cho, Editor
Toshiaki Kuri, Editor
Yuanqiu Luo, Editor

ITU-T A.5 reference(s): [\[Submit new A.5 reference\]](#)
[See guidelines for creating & submitting ITU-T A.5 justifications](#)

First registration in the WP: 2015-07-08 15:08:05

Last update: 2017-07-17 13:52:35

Click "Submit new A.5 reference"

Access these presentation slides

Approach 1: Reuse an existing reference

To copy a reference that has already been justified for another Recommendation, find it by selecting the organization and referenced document from the two drop-down lists. Then...

Click here

Referenced A.5 organization: ISOC/IETF

Referenced document: IETF RFC 8227 (2017)

Click here to reuse the reference selected above

If the referenced document could not be found, you must register it by choosing one of the two options below:

If your reference document is similar to one in the list above, select it and then click here to create a duplicate as the basis for modification

If your reference document has no similar document listed above, click here to create a new one from scratch

This will create a copy of the original justification; the only new information required is to indicate the reasons for including this reference in the new Recommendation.

Approach 2: Create a new reference by duplicating an existing one

To create a new reference that is similar to one that has already been justified for another Recommendation, find it as before.

Then...

The screenshot shows a web form with two dropdown menus at the top, both enclosed in a red dashed border. The first dropdown is labeled 'Referenced A.5 organization:' and contains the text 'ISOC/IETF'. The second dropdown is labeled 'Referenced document:' and contains the text 'IETF RFC 8227 (2017)'. Below these dropdowns is a yellow button with the text 'Click here to reuse the reference selected above'. Underneath the button, there is a line of text: 'If the referenced document could not be found, you must register it by choosing one of the two options below:'. Below this text are two yellow boxes. The left box, also enclosed in a red dashed border, contains the text: 'If your reference document is similar to one in the list above, select it and then click here to create a duplicate as the basis for modification'. The right box contains the text: 'If your reference document has no similar document listed above, click here to create a new one from scratch'. To the left of the form, there is a blue rounded rectangle with the text 'Click here' and a blue arrow pointing to the left box in the red dashed border.

This will create a copy of the original justification and allow updates to all information except the qualification of the organization, which has already been done.

Approach 3: Create a new reference from scratch

If you wish to reference a document that does not yet exist in the system, you will need create a new reference. To do this, first select the organization responsible for the standard. Then...

The screenshot shows a web form with the following elements:

- A dropdown menu labeled "Referenced A.5 organization:" with "ISOC/IETF" selected. This dropdown is enclosed in a red dashed border.
- A dropdown menu labeled "Referenced document:" with the text "Please select a reference...".
- A yellow button with the text "Click here to reuse the reference selected above".
- A text instruction: "If the referenced document could not be found, you must register it by choosing one of the two options below:".
- Two yellow buttons with instructions:
 - The left button: "If your reference document is similar to one in the list above, select it and then click here to create a duplicate as the basis for modification".
 - The right button: "If your reference document has no similar document listed above, click here to create a new one from scratch". This button is enclosed in a red dashed border.

A blue rounded rectangle on the left contains the text "Click here". A blue arrow points from this rectangle to the right-hand yellow button.

This will create a blank justification form and allow you to add all information except the qualification of the organization, which has already been done.

Prepare a draft ITU-T A.5 justification TD

From the Work Programme, repeat the process until all references have been added. Then click the Word icon to automatically produce a draft TD containing all ITU-T A.5 justifications.

[2017-2020] : [SG15] : [Q2/15]

[Declared patent(s)] - [Associated work]

Work item: G.RoF

Status: Under study [Issued from previous study period]

Approval process: AAP

Type of work item: Recommendation

Version: New

Provisional name: -

Equivalent number: -


Timing: 2018-10 (High priority)

er Fiber systems
Recommendation specifies radio over fiber transp

WP1

-Hyun Cho, Editor
Toshiaki Kuri, Editor
Yuanqiu Luo, Editor

ITU-T A.5 reference(s):

 [Submit new A.5 reference]

See guidelines for creating & submitting ITU-T A.5 justifications

First registration in the WP: 2015-07-08 15:08:05
Last update: 2017-07-17 13:52:35

Once all references have been added, click the Word icon to create a draft TD

Click again on "Submit new A.5 reference" if you wish to add any further references

Finalizing an ITU-T A.5 justification TD

Before submitting the Word file to the TSB Secretariat, remember to add “Source” and “Contact” information.

Question(s):	2/15	Meeting, date:			
Study Group:	15	Working Party:	1/15	Intended type of document(R-C-D-TD):	TD
Source:					
Title:	A.5 justification information for draft new G.RoF				
Contact:	<Name>		Tel:		
	<Organization>		Fax:		
	<Country>		Email:		
Contact:			Tel:		
			Fax:		
			Email:		

Please don't change the structure of this table, just insert the necessary information.

1 Introduction

According to ITU procedures, as described in [ITU-T Recommendation A.5](#), any normative reference to documentation produced outside the ITU (other than ISO and IEC texts) needs to be evaluated by the study group or working party before a decision is made to incorporate the reference in an ITU-T Recommendation.

This TD contains the A.5 justification information for new [G.RoF](#).

2 Referred documents and respective justifications

The rest of the document content should already be correct; if you face any difficulties, contact the study group Secretariat.

Thank you