



International Telecommunication Union

WSIS Thematic Meeting
Measuring the Information Society
7-9 February 2005, Geneva

Stocktaking - metadata collection Household survey results

Vanessa.Gray@itu.int

Market, Economics and Finance Unit (MEF)
Telecommunication Development Bureau



Survey methodology

Coverage: 178 countries across five regions

- Asia-Pacific
- Africa
- Latin America & Caribbean
- Western Asia
- Central Asia & Selected European Countries

Collection carried out by: UN Regional Commissions

- ECA, ECLAC, ESCWA, ESCAP, UNCTAD

Survey Period: July – August 2004



Survey objective

- Take inventory of existing and planned ICT indicators, questionnaires and methods of collecting statistics
- Collect information that could lead towards standardized definitions and a set of commonly accepted ICT core indicators; and
- Identify best practices and needs of NSOs in order to prepare technical assistance and knowledge exchange

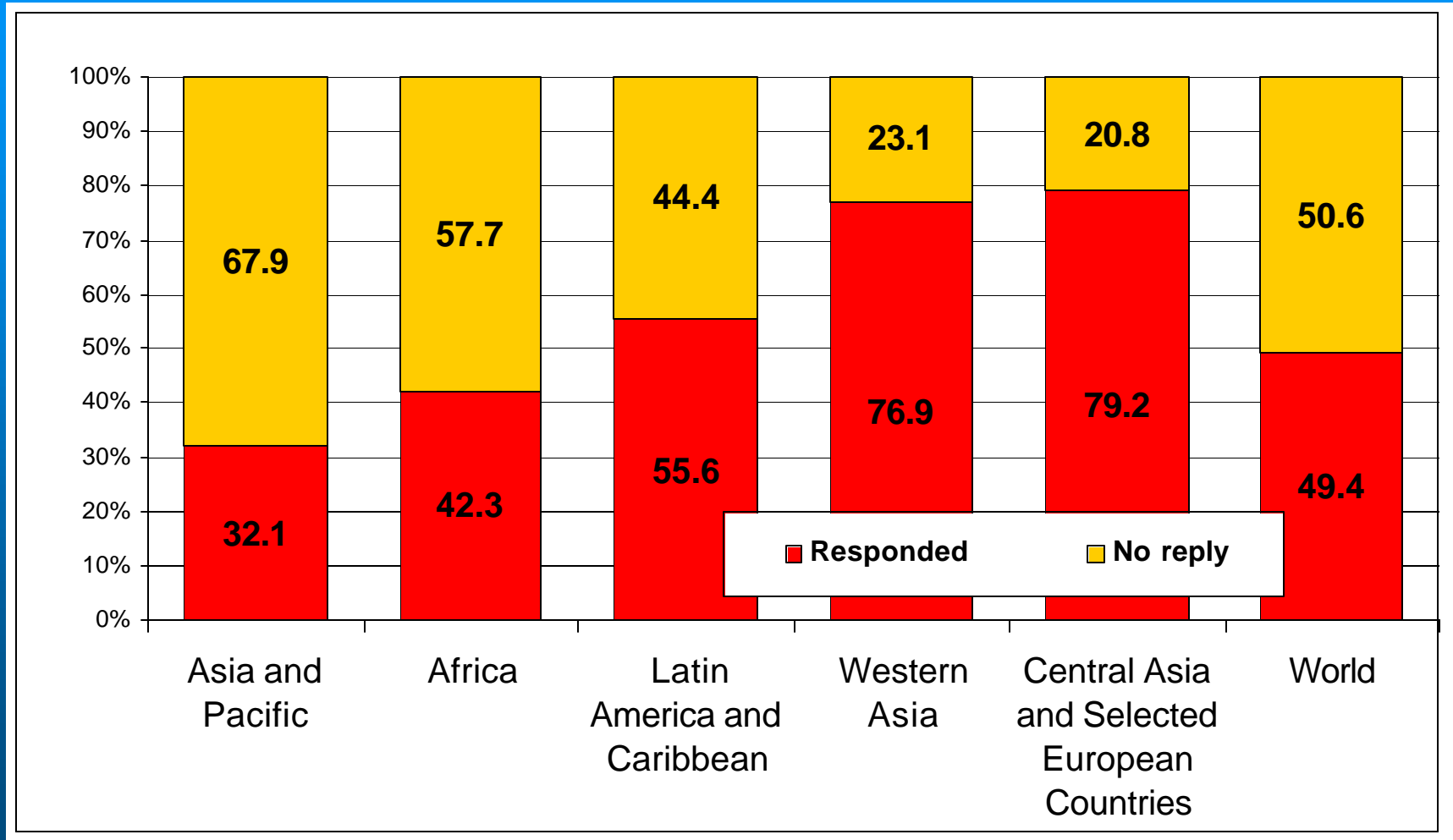


Metadata collection content

- General questions on ICT statistics
- ICT statistics in households (20 Questions)
- ICT statistics in businesses
- ICT statistics in others sectors such as industry and trade, education and government



Response rates by region



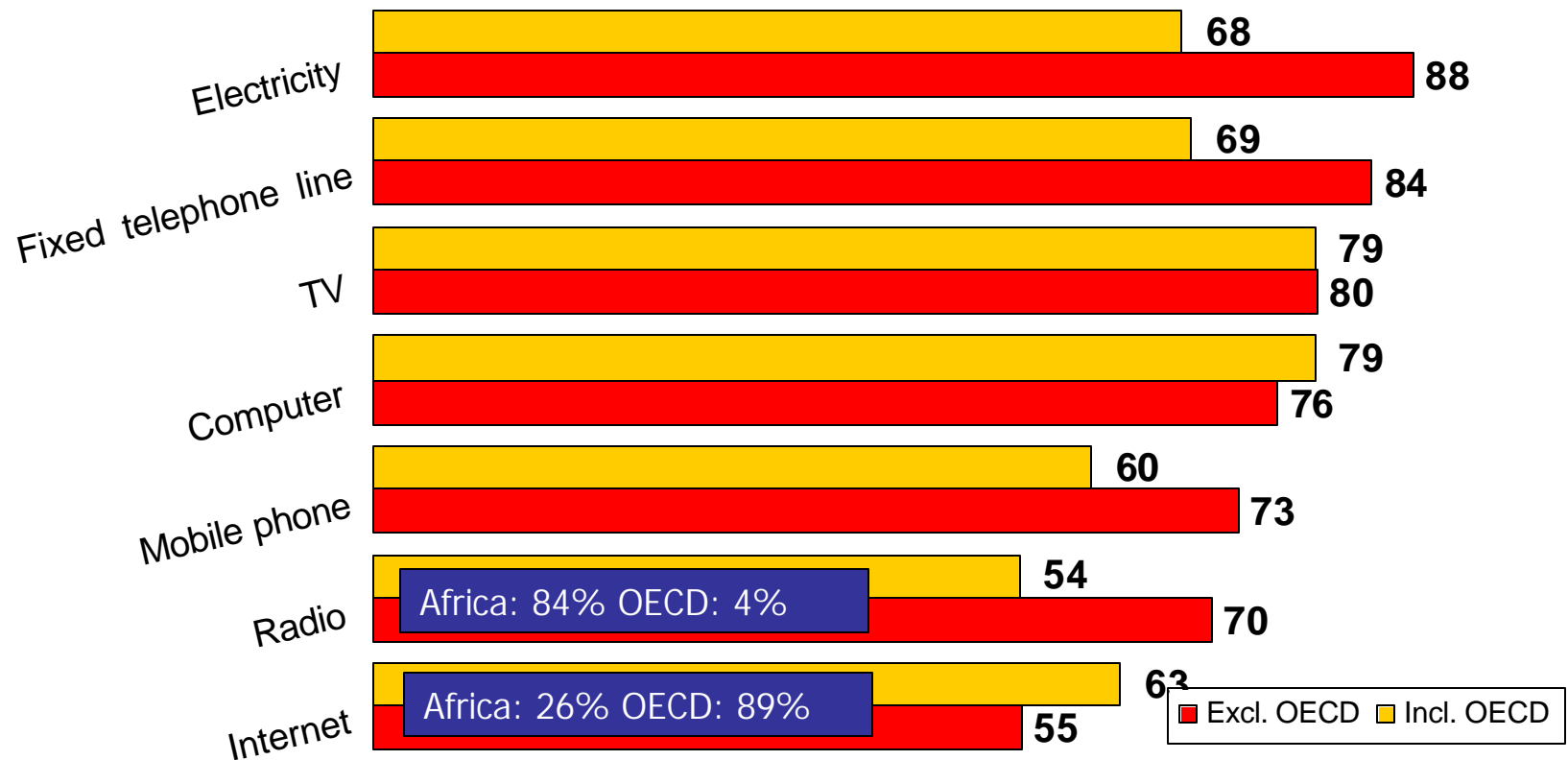
Source: ITU based on submitted regional data

Note: "World" refers to all of the regions in the chart but excludes OECD countries



Household access to ICTs

Percentage of NSOs collecting data on the availability of various ICTs in households, world, 2004



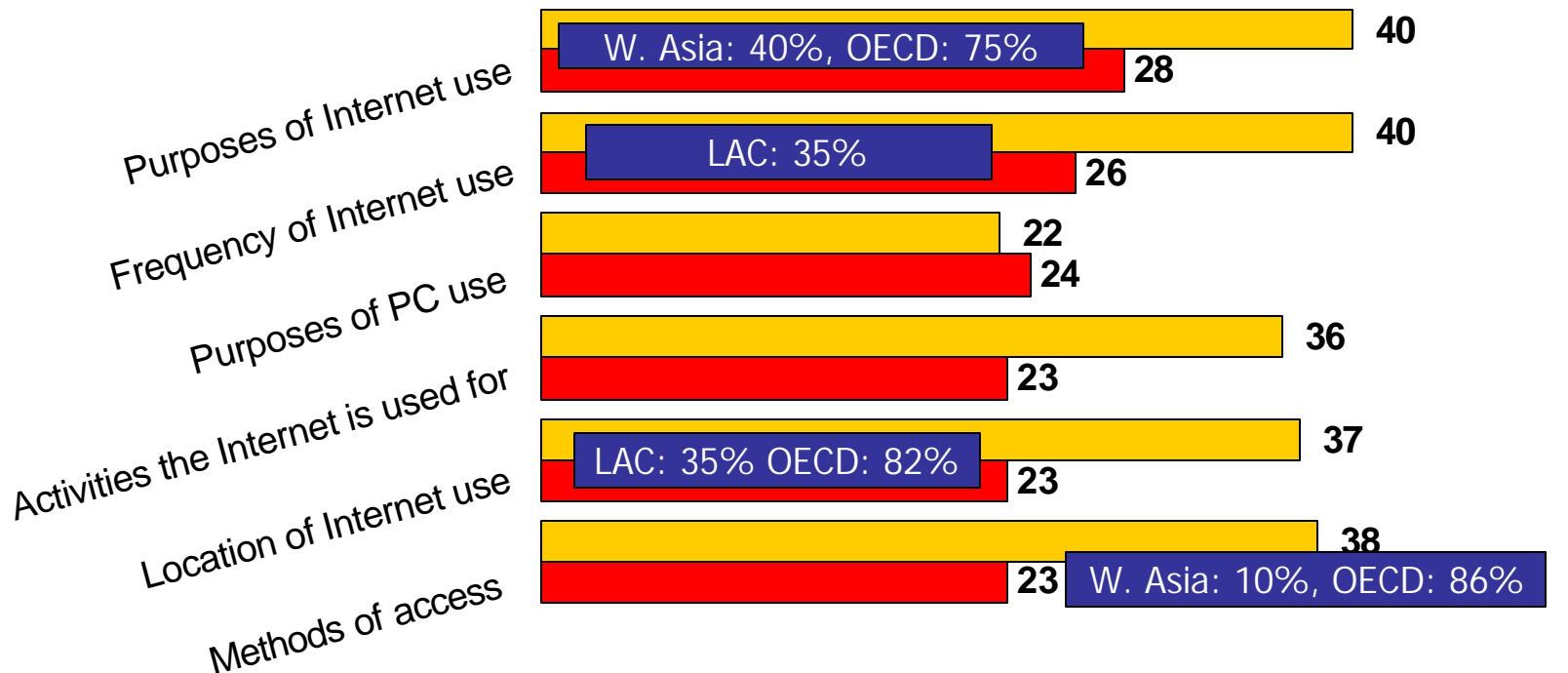
Source: ITU adapted from global stocktaking results.

Note: While the survey was carried out in 178 NSOs across the world, percentages are based on the response of those 88 NSOs (and 28 OECD member countries) that responded. OECD data refer to 2003.



Household use of ICTs

Percentage of NSOs collecting data on the use of the Internet/PC, world, 2004



■ Excl. OECD ■ Incl. OECD

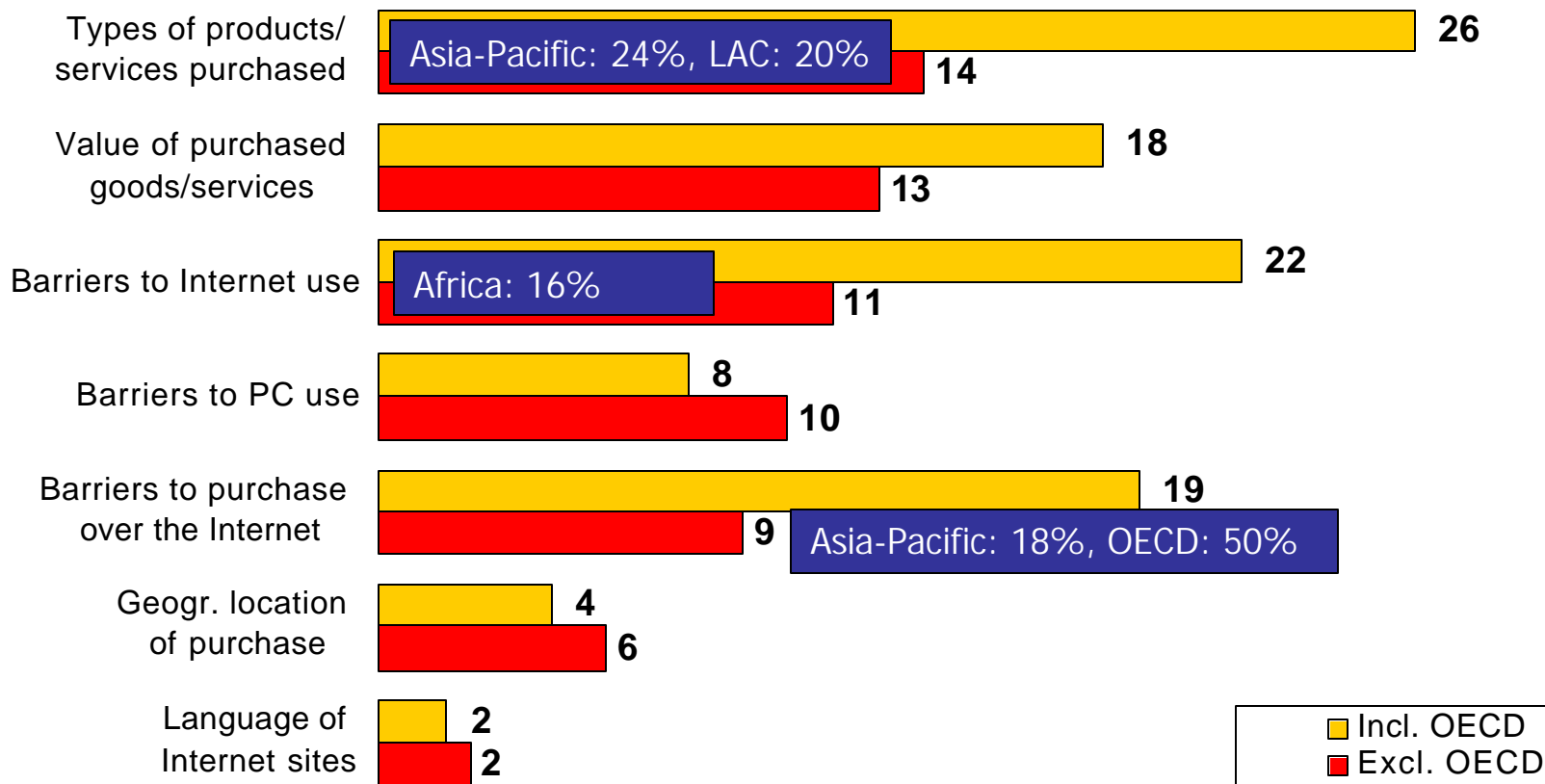
Source: ITU adapted from global stocktaking results.

Note: While the survey was carried out in 178 NSOs across the world, percentages are based on the response of those 88 NSOs (and 28 OECD member countries) that responded. OECD data refer to 2003. LAC: Latin America & Caribbean.



E-commerce and barriers to ICT use

**Percentage of NSOs collecting e-commerce data and non-user data,
world, 2004**



Source: ITU adapted from global stocktaking results.

Note: While the survey was carried out in 178 NSOs across the world, percentages are based on the response of those 88 NSOs (and 28 OECD member countries) that responded. OECD data refer to 2003. LAC: Latin America & Caribbean.



Some additional stocktaking results...

- 54% of NSOs state that their ICT data collection activities are financed by the regular budget
- 41% of NSOs state that they have defined the term “ICT”
- 14% of NSOs state that they have carried out an ICT related household survey



Thank you

Vanessa.Gray@itu.int