

Regional Seminar on Costs and Tariffs for TAF Group Member Countries

BANJUL, GAMBIA 7-8 MAY 2007

International Telecommunication Union/Union Internationale de telecommunications


**ITU perspectives on financing and investment /
Perspectives de l'UIT sur le financement et
l'investissement**



R.JOSHI
Regulation and Market Environment Unit
ITU/BDT


ITU 's role in investment and financing perspectives- through
PROGRAM 4

- **ECONOMICS AND
FINANCING INCLUDING
COSTS AND TARIFFS**




Program 4- key thrusts

- Linking telecommunication development issues from perspectives of financing and investment in a region specific context



MANDATE OF ITU


- Mandate of actions mainly comes from Member countries – a key meeting was the World Telecommunication Development conference ,Doha 2006 which laid the ground for the priorities of the ITU actions



FACILITATING ACTIONS RELEVANT TO REGIONAL PRIORITIES


AFRICAN REGIONAL INITIATIVES

- Human and institutional capacity building
- Strengthening and harmonizing policy and regulatory frameworks for integration of African ICT markets
- Development of a broadband infrastructure and achievement of regional interconnectivity ICT applications
- Introduction of new digital broadcasting technologies



Priorities

- TO ASSIST MEMBER STATES DEVELOP AND IMPLEMENT FINANCING POLICIES AND STRATEGIES THAT PROMOTE EQUITABLE ACCESS TO TELECOMMUNICATIONS
- INFORM , SHARE , EXCHANGE AND DISSEMINATE STRATEGIES , POLICIES AND ITS IMPLICATIONS ON INVESTMENT WITH STRESS ON ECONOMICS OF COST AND FINANCE




KEY FIGURES ON AFRICAN TELECOM SCENARIO (2005)

Population ; 895.63 million

(World 6469.84 million)


GDP per capita : 1099 USD (World
7423 USD)

Total telephone subscribers : 18.41
per 100 inhabitants(World-53.41)



AFRICA-POTENTIAL FOR GROWTH

Fixed penetration- 3.07 per
100 inhabitants, world 19.40
Internet penetration 1.21
per 100 inhabitants
Broadband penetration 6.8
per 1000 inhabitants




Trends in telecommunications development –MOBILE

As of 2005, 89.2 % of the world s
population is covered by mobile networks

Africa 83.2% of population covered

Highest growth in mobile subscribers


Mobile cellular subscribers witnessed a
growth of 54.7% between 200 and 2005
in Africa



INVESTMENT FIGURES – AFRICAN REGION

Total investment in
telecommunications in Africa -
USD8096.5 million


- World figure 201547.3 USD million
- Investment per inhabitant
Africa -USD12.9, World 42.8



MOBILE SUCCESS IN AFRICA


Mobile cellular subscribers per 100
inhabitants in Africa 15.22, world
figure-34.02

Africa , prepaid subscribers(%)
92.1, World 50.6%




ITU'S PROGRAM GOALS – GIVEN THE SCENARIO

- TO ENHANCE THE GROWTH
POTENTIAL IN THE REGION WITH
STREAMLINED ACTIONS THAT LEAD
TO PROMOTION OF INVESTMENT AND
FINANCING STRATEGIES BY MEMBER
STATES




HOW- AS A CATALYST - The actions of the programme are streamlined into four important components:

- Creation of tools
- Assistance to Member States and/or Sector Members
- Information-sharing
- ITU Coordination (support to BDT and TSB Study Groups; TAL, TAS and TAF seminars and meetings)




Creation of tools

- Through need based studies, training materials, COSITU
- Publications to promote the learning skills and techniques



Publications


<http://www.itu.int/ITU-D/finance/work-cost-tariffs/publications/>



Assisting Member countries in key goals- better investment and financing options

ACTIONS IN AFRICA

- Assistance on tariff calculation and traffic
- Workshops on interconnection
- Tariff regulation
- Cositu trainings
- ICT Strategy formulation



Information sharing : Data bases in ICT EYE


Databases on:

- Tariff policies

- Scientific Institutions focusing on telecommunications/ICTs

- Financial Institutions/Private Sources

- Tools for Economic Research



DISSEMINATION INFORMATION THROUGH ITS ICT PORTAL

International Telecommunication Union - BDT - Microsoft Internet Explorer

File Edit View Favorites Tools Help

Back Forward Stop Home Search Favorites RSS Bluetooth Print Mail

Address <http://www.itu.int/ITU-D/ICTEYE/Default.aspx> Go Links

Google Envoyer Mes favoris 69 bloquée(s) Orthographe Envoyer à Paramètres

International Telecommunication Union
Our Sites News Events Publications Site Map About Us

Français Español Print Version

Search


» ITU ICT EYE » REPORTS » SURVEY LOGIN

Welcome to the ITU's ICT Eye

The ITU, the UN specialized agency for telecommunications, has its "eye" on ICTs and is recognized around the globe as the leading provider of timely and comprehensive telecommunication/ICT statistics and trends.

The ICT "eye" website is a one stop-shop for ICT information and provides telecommunication/ICT indicators and statistics, regulatory and policy profiles, national tariff policies, operator information, financial and scientific institutions, and much much more...


Please select a country/economy from the map or select from the following list: -- Please Select --



select a country to see its name

Macromedia Flash MX plug-in is needed to view / use the map above. Download [here](#).

Homepage



ICT Statistics

Regulatory Information

Operators / Service Providers

Tariff Policies

Financial Institutions

Scientific Institutions

Economic Research Tools

ITU ICT Eye

ICT Statistics

Regulatory Information

Operators / Service Providers

Tariff Policies

Financial Institutions

Scientific Institutions

Economic Research Tools



International Telecommunication Union - BDT - Windows Internet Explorer

http://www.itu.int/itu-d/icteye/Reports.aspx

File Edit View Favorites Tools Help

Google G Go Bookmarks Popups okay Settings

Y! Search Mail My Yahoo! Sign In

International Telecommunication Union - ...

International Telecommunication Union

Our Sites News Events Publications Site Map About Us

ITU ICT Eye

ICT Statistics

Regulatory Information

Operators / Service Providers

Tariff Policies

Financial Institutions

Scientific Institutions

Economic Research Tools

ITU taking

» ITU ICT EYE + » REPORTS + » SURVEY LOGIN +

ICT Statistics

Select Year 2005

1. Basic indicators: Population, GDP, total telephone subscribers and total telephone subscribers per 100 people

2. Main telephone lines, subscribers per 100 people

3. Mobile cellular, subscribers per 100 people

4. Internet indicators: Hosts, Users and Number of PCs

For definitions, see the technical notes

Regulatory Information

Regional Reports

Select Region -- Please Select --

Level of Competition

Status of the main fixed-line operators

Countries with a separate regulator

Laws and Regulations by region

Interconnection agreements and prices /

Operators / Service Providers

Details

ALL companies: 2973 records

NEW Company(s) (1 month): 0 record(s)

Profiles

ALL Profiles: 424 records

NEW Profile(s) (1 month): 0 record(s)

Geographical approach

Please select : World

GO

Thematic approach

The "Thematic Approach" provides you the following six specific criterias :

- Countries
- Company profiles
- Type of network and services
- Type of development projects
- Type of partners needed
- Country target for partners

Scientific Institutions

Geographical approach

Region -- Please Select --

Country -- Please Select --

List of Scientific Institutions

List of Scientific Institutions with info

Thematic approach

Institution data can be filtered by various search criteria.

Set criteria

Financial Institutions

Geographical approach


Region -- Please Select --

Country / Economy -- Please Select --

List of Financial Institutions


Internet 100%

http://www.itu.int-d/icteye




Other information sharing initiatives

- Tariff policies database
- Financial institutions database
- Global database for scientific institutions




CO ORDINATION WITHIN ITU

- GIVE SUPPORT TO STUDY GROUP QUESTIONS
- CO ORGANISE TAF,TAL AND TAS MEETINGS(AFRICA,AMERICAS,AND ASIA PACIFIC REGIONS)




TAF MEETINGS AND ITS EVOLUTION

- 2003- MALI: IMPACT OF VOIP
- 2004: CAMEROUN : OPERATIONAL ASPECTS OF INTERNET TELEPHONY
- 2005 SOUTH AFRICA: ECONOMIC AND FINANCIAL ASPECTS OF NGN
- 2006: QUALITY OF SERVICE , IMPLEMENTATION STRATEGIES FOR NGN
- 2007; BROADBAND STRATEGIES, FIXED WIRELESS ACCESS , TERMINATIONS RATES IN REFILING SCENARIOS



CONCLUSION

- GOAL : ENABLE AND DEVELOP PROACTIVE AND CONSTRUCTIVE INITIATIVES TO RESPOND TO NEEDS AND CHANGES IN AN EVOLVING TELECOM SCENARIO



THANK YOU
JOSHI@ITU.INT

