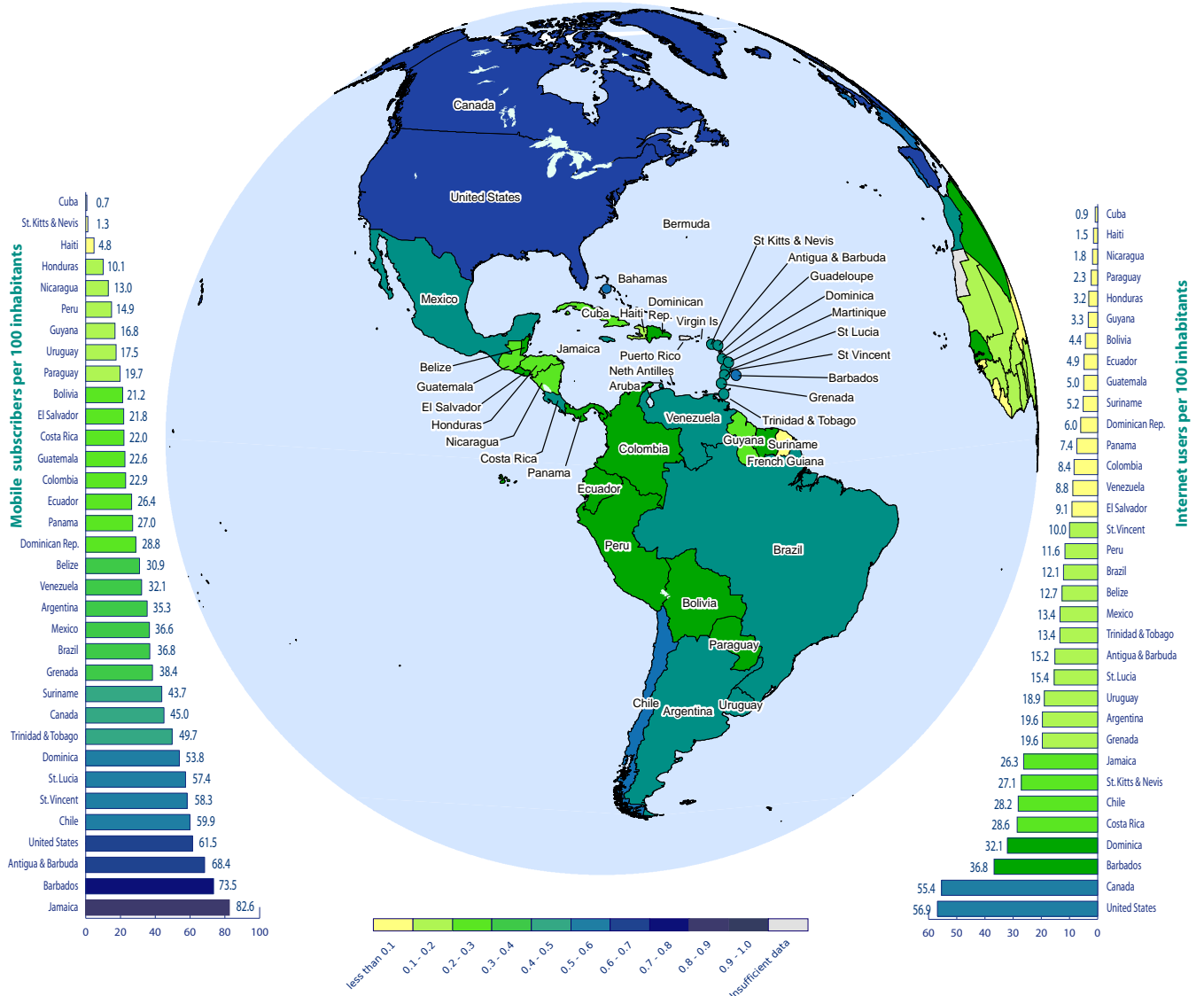
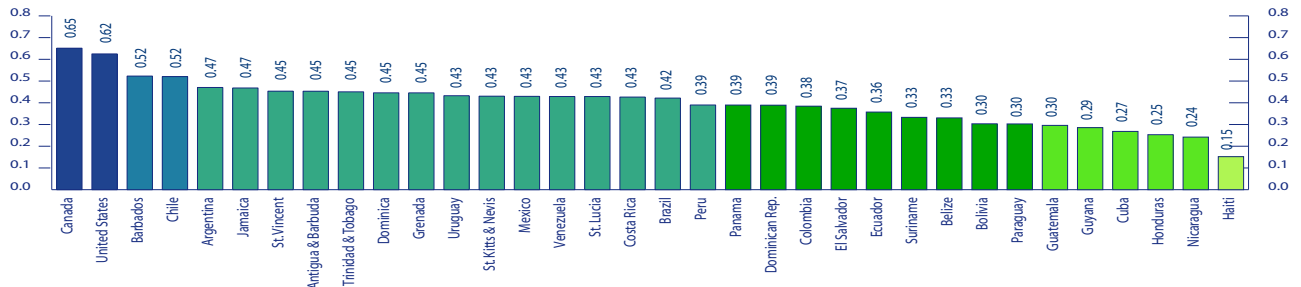


Americas Regional Map of Digital Opportunity, 2005



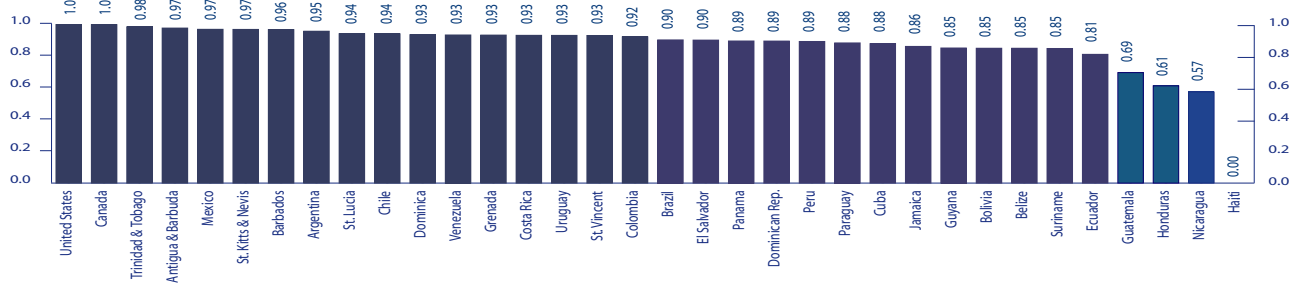
Denominations and classifications employed in these maps do not imply any opinion on the part of the ITU concerning the legal or other status of any territory or any endorsement or acceptance of any boundary.

Overall DOI score



Internet affordability (1 = affordable; 0 = not affordable)

Note: 0.00 means that the price of lower-user call basket is in excess of average GNI per capita.



Source: ITU/KADO Digital Opportunity Platform

Table 2b Digital Opportunity Index 2005 – Americas

Rank in Americas 2004/2005	Economy	Opportunity 2004/2005	Infrastructure 2004/2005	Utilization 2004/2005	Digital Index Opportunity 2004/2005	World Rank 2004/2005
1	Canada	0.98	0.55	0.43	0.65	14
2	United States	0.98	0.55	0.34	0.62	21
3	Bahamas	0.97	0.45	0.33	0.58	30
4	Barbados	0.96	0.47	0.14	0.52	38
5	Chile	0.96	0.31	0.29	0.52	40
6	Argentina	0.96	0.30	0.15	0.47	51
7	Jamaica	0.93	0.30	0.18	0.47	52
8	St. Vincent	0.89	0.32	0.15	0.45	55
9	Antigua & Barbuda	0.94	0.37	0.05	0.45	56
10	Trinidad & Tobago	0.97	0.30	0.07	0.45	57
11	Dominica	0.88	0.32	0.14	0.45	61
12	Grenada	0.90	0.29	0.15	0.45	62
13	Uruguay	0.96	0.24	0.09	0.43	64
14	St. Kitts and Nevis	0.90	0.26	0.13	0.43	65
15	Mexico	0.93	0.22	0.13	0.43	66
16	Venezuela	0.93	0.18	0.18	0.43	67
17	St. Lucia	0.93	0.30	0.05	0.43	68
18	Costa Rica	0.89	0.25	0.14	0.43	69
19	Brazil	0.87	0.24	0.16	0.42	71
20	Peru	0.86	0.10	0.21	0.39	85
21	Panama	0.90	0.16	0.10	0.39	86
22	Dominican Rep.	0.91	0.13	0.13	0.39	87
23	Colombia	0.88	0.19	0.08	0.38	88
24	El Salvador	0.90	0.14	0.09	0.37	92
25	Ecuador	0.89	0.16	0.02	0.36	100
26	Suriname	0.71	0.26	0.03	0.33	103
27	Belize	0.77	0.18	0.04	0.33	104
28	Bolivia	0.79	0.11	0.01	0.30	113
29	Paraguay	0.80	0.09	0.02	0.30	114
30	Guatemala	0.77	0.11	0.02	0.30	118
31	Guyana	0.72	0.13	0.01	0.29	121
32	Cuba	0.76	0.04	0.00	0.27	126
33	Honduras	0.68	0.07	0.01	0.25	131
34	Nicaragua	0.60	0.07	0.06	0.24	132
35	Haiti	0.43	0.02	0.00	0.15	153
Americas		0.86	0.23	0.12	0.40	79

Note: For data comparability and coverage, see the technical notes.

Source: ITU/KADO Digital Opportunity Platform.