


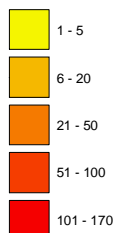
ITU Internet Reports 2004: The Portable Internet

www.itu.int/portableinternet

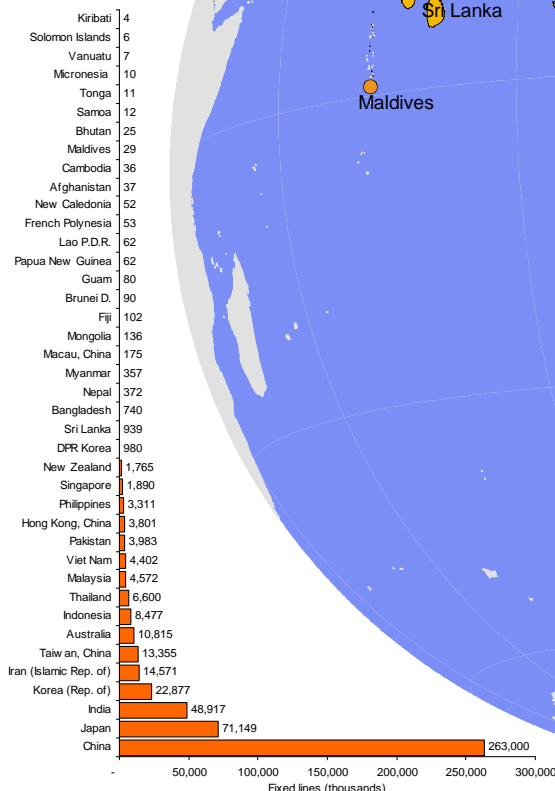


Total teledensity (fixed plus mobile), 2003

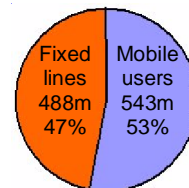
Per 100 inhabitants



Fixed Lines, 2003 in thousands

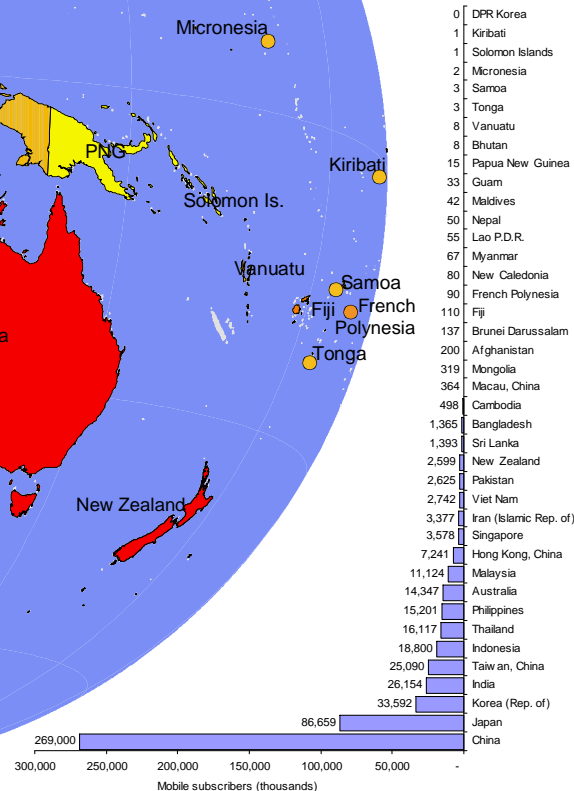


Fixed vs Mobile, 2003



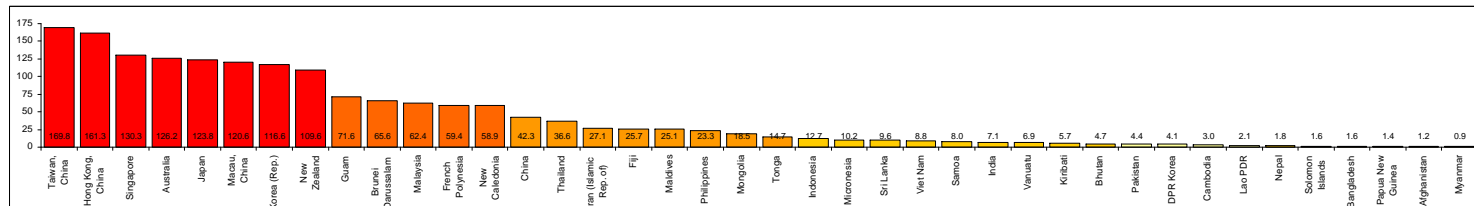
Total Asia-Pacific: 1.031 billion

Mobile users, 2003 in thousands

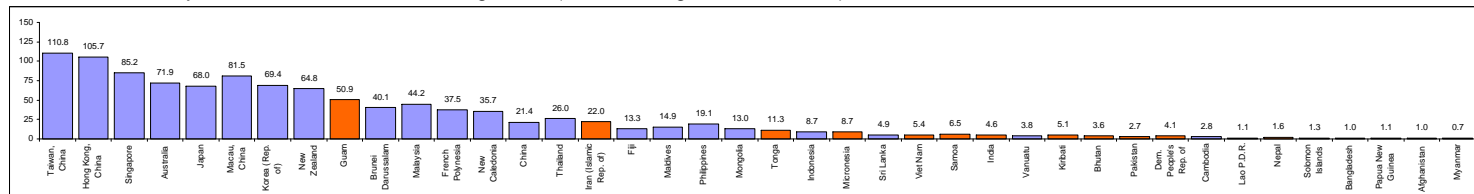


Denominations and classifications employed in these maps do not imply any opinion on the part of the ITU concerning the legal or other status of any territory or any endorsement or acceptance of any boundary.

Total teledensity (fixed plus mobile)

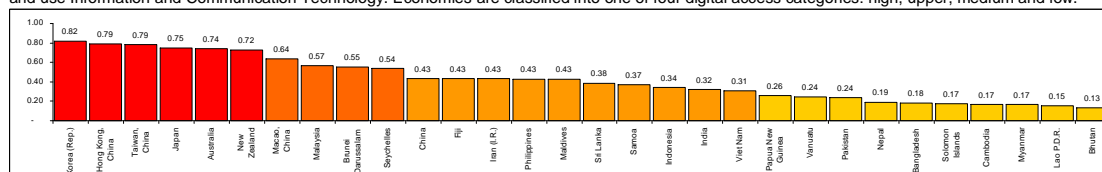


Effective teledensity, fixed or mobile whichever is greater (fixed = orange, mobile = blue)



Digital Access Index 2003

The Digital Access Index (DAI) consists of eight variables organized into five categories. It measures the overall ability of individuals in an economy to access and use Information and Communication Technology. Economies are classified into one of four digital access categories: high, upper, medium and low.



Source: ITU World Telecommunication Indicators Database

