




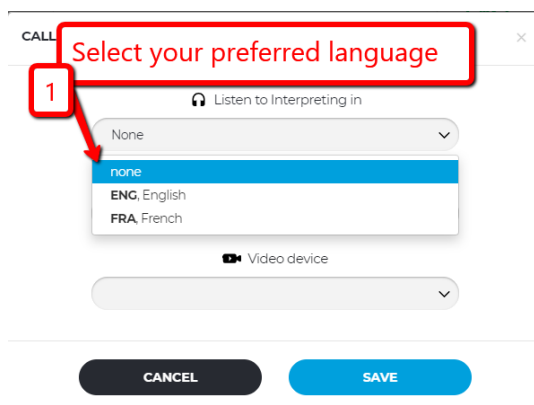
## Multilingual Interactive Remote Participation information

### Technical requirement:

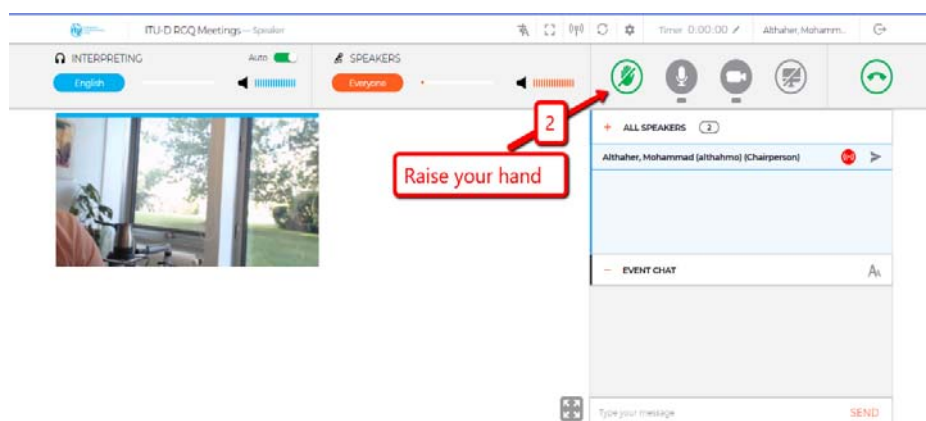
- Use Google Chrome  or Firefox 
- Internet Explorer **doesn't** work 
- If possible, connect with a network or computer that has **no firewall or proxy**
- Use headset and webcam (specifically during interventions)
- Only an Internet connection is required - no need for a telephone line.

### Accessing the meeting room:

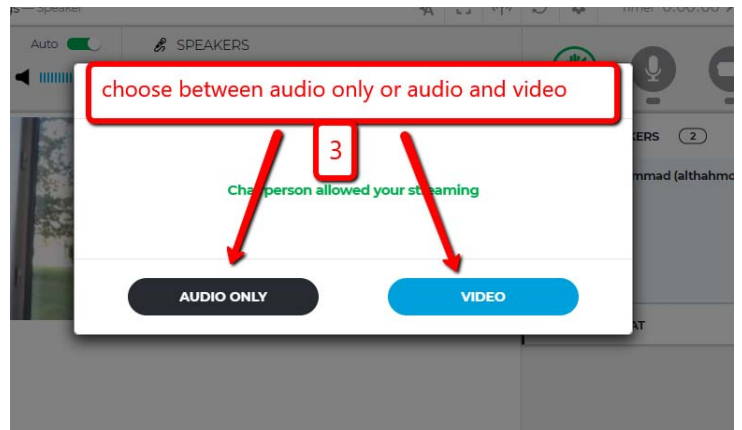
- 1) Using your TIES account, click here: <https://itu.interpret.world/login=S-itu-roomk-s> and select your preferred language



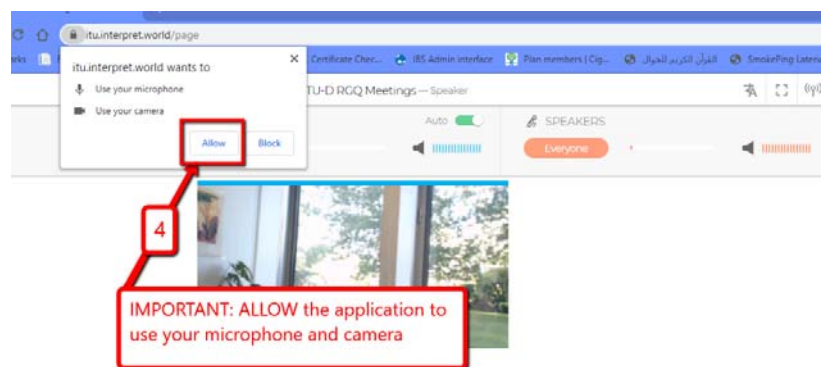
- 2) Raise your hand to speak. The application will guide your next steps:



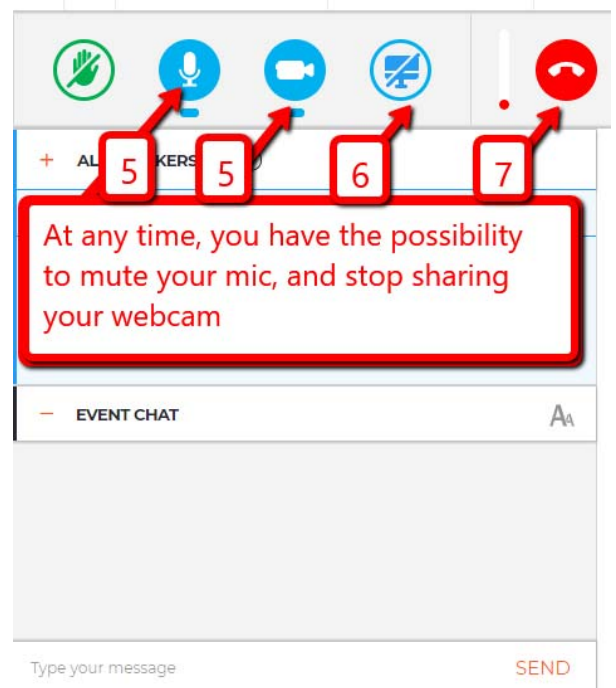
- 3) Wait for chairperson's (moderator's) approval:



- 4) Allow the application to use your microphone and camera



- 5) At any time, you have the possibility to mute your mic and stop sharing your webcam
- 6) Presenters will be able to share their screen and stop sharing once the presentation is over.
- 7) Finally, you can stop the connection.



For support, please contact:  
[remote.participation@itu.int](mailto:remote.participation@itu.int)