


STATISTICS BOTSWANA




BOTSWANA HOUSEHOLD ACCESS AND INDIVIDUAL USE OF INFORMATION AND COMMUNICATION TECHNOLOGY 2014 SURVEY

PRESENTED BY:


DR BURTON S. MGUNI

DEPUTY STATISTICIAN GENERAL – ECONOMIC AND SOCIAL
STATISTICS




Outline

- Survey Objectives
- Methodology
- Findings
- Household Access to ICT
- Individual Usage of ICT



OBJECTIVES

- Determine the **accessibility and usage** of ICTs in Botswana
 - Household Access To ICTs
 - Individual Use Of ICTs
- Develop a database of access and usage of ICT indicators in Botswana



Survey Methodology


- **Target population**

Members of the household aged 10 years and above

- **Scope and Coverage**

Private dwellings

Whole country




- **Sampling frame**

2011 Population and Housing Census EA'S

- **Sampling Design;**

A stratified two stage probability sampling
First stage, selection of EAs as Primary
Sampling Units


Second stage, Households as Secondary
Sampling Units selected from the EAs



HOUSEHOLD ACCESS TO INFORMATION & COMMUNICATION TECHNOLOGIES

- Household Ownership of a Working Radio Set
- Household Ownership of a Working Television Set
- Household Ownership of a Working Telephone
- Household Access To The internet
- Household Access to a Computer





INDIVIDUAL USE OF INFORMATION AND COMMUNICATION TECHNOLOGIES

- Individual Mobile Cellular Telephone Use
- Individual Computer Use
- Individual Internet Use
- E-Commerce
- E-Government
- Individual Radio and Television Access and Use
- Individual Use of Print Media





HOUSEHOLD ACCESS TO INFORMATION & COMMUNICATION TECHNOLOGIES

- Proportion of Household Ownership of a Working Radio Set
 - Increased from **59.4 % in 2011** (PHC) to **61.5 % in 2014** ICT survey
- Proportion of Household Ownership of a Working Television Set
 - **54.1 % in 2011** (PHC) to **60.3 % in 2014** ICT survey
- Proportion of Household Ownership of a Working Fixed Telephone
 - Declined from **33.5 % in 2001** PHC to **9.5 % in 2014** ICT survey
- Proportion of Household with a Mobile Cellular phone
 - Increased from **40.5% in 2003** to **94.1% in 2014**





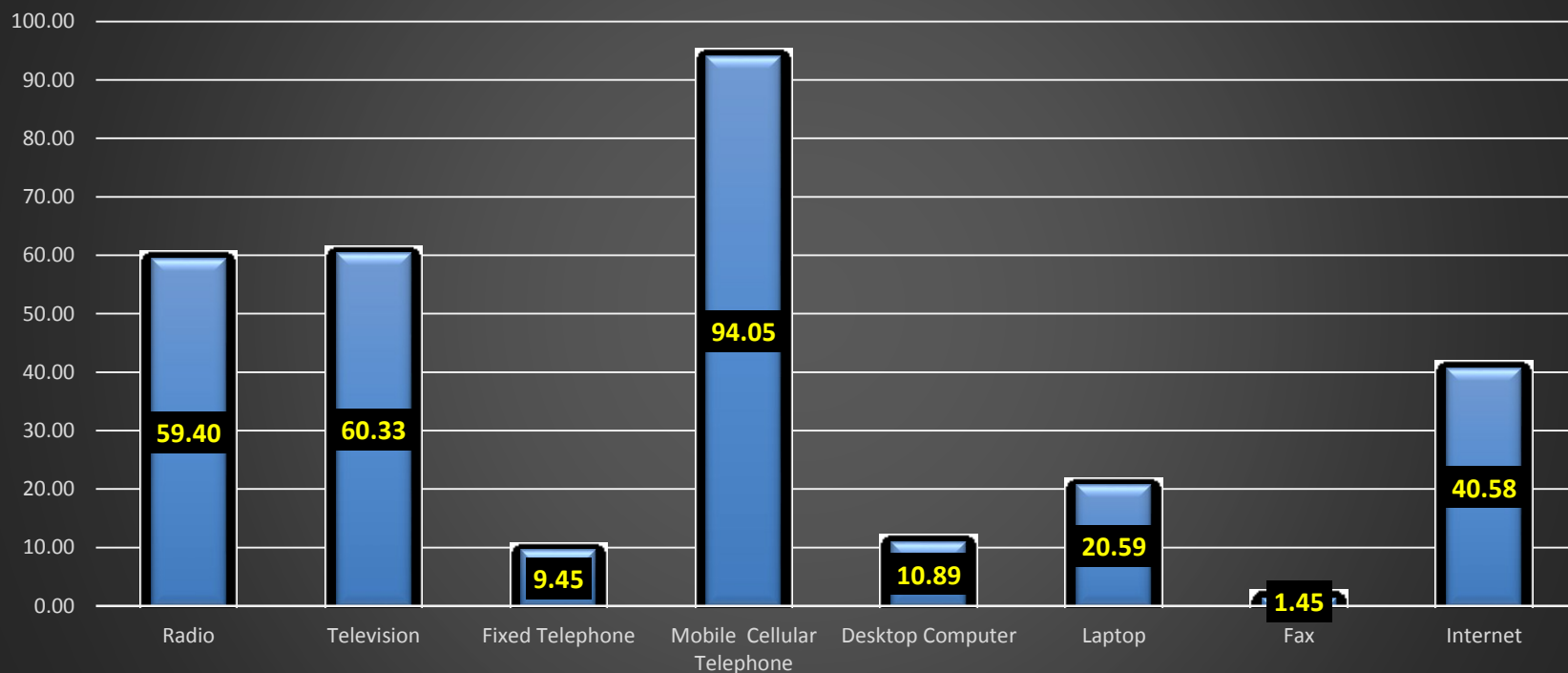
HOUSEHOLD ACCESS TO INFORMATION & COMMUNICATION TECHNOLOGIES

- Proportion of Household Access To The internet
 - **40.6 %**
- Proportion of Household Access to a Computer
 - **20.6 %** of households owned a laptop, **10.9 %** owned a desktop computer
- Proportion of Household Access to Electricity
 - **63.0%**

STATISTICS BOTSWANA



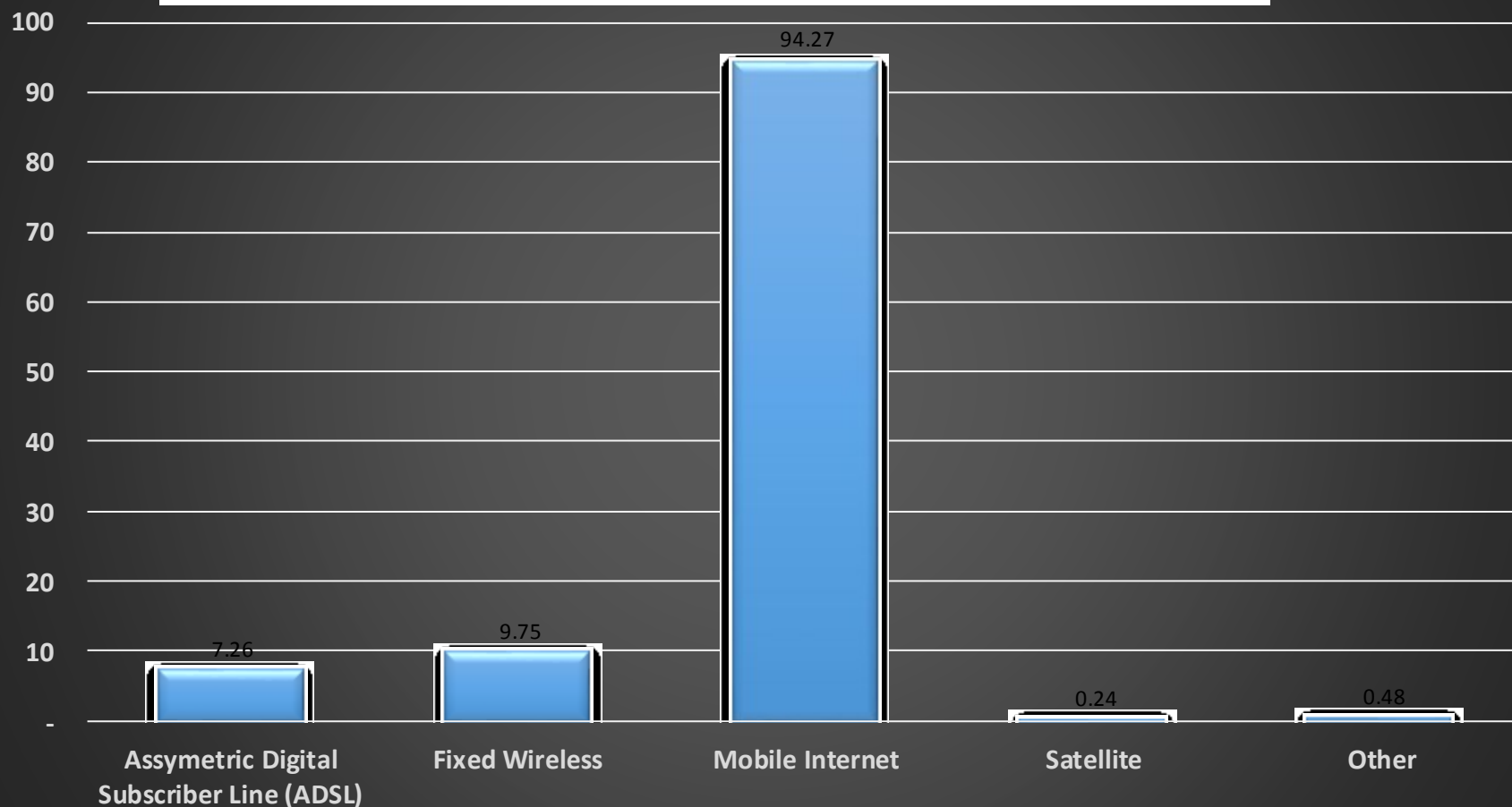
PERCENTAGE OF HOUSEHOLD OWNERSHIP & ACCESS TO ICT , 2014




STATISTICS BOTSWANA




PERCENTAGE OF HOUSEHOLDS ACCESS TO INTERNET BY TYPE, 2014





INDIVIDUAL USE OF INFORMATION AND COMMUNICATION TECHNOLOGIES


- Proportion of Individual Mobile Cellular Telephone Use 2014
 - **85.3 %** of the population 10 years and over in Botswana used a mobile cellular telephone.
- Proportion of Individual Computer Use
 - **41.4 %**
- Proportion of Individual Internet Use (all Locations)
 - **36.7 %**



INDIVIDUAL USE OF INFORMATION AND COMMUNICATION TECHNOLOGIES

- Proportion of Individual Radio and Television Access and Use
 - **86.2 %** had access to radio and **85.2 %** had access to television
- Proportion of Individual Use of Print Media
 - **76.4** percent of individuals in Botswana read Print Media






INDIVIDUAL USE OF INFORMATION AND COMMUNICATION TECHNOLOGIES

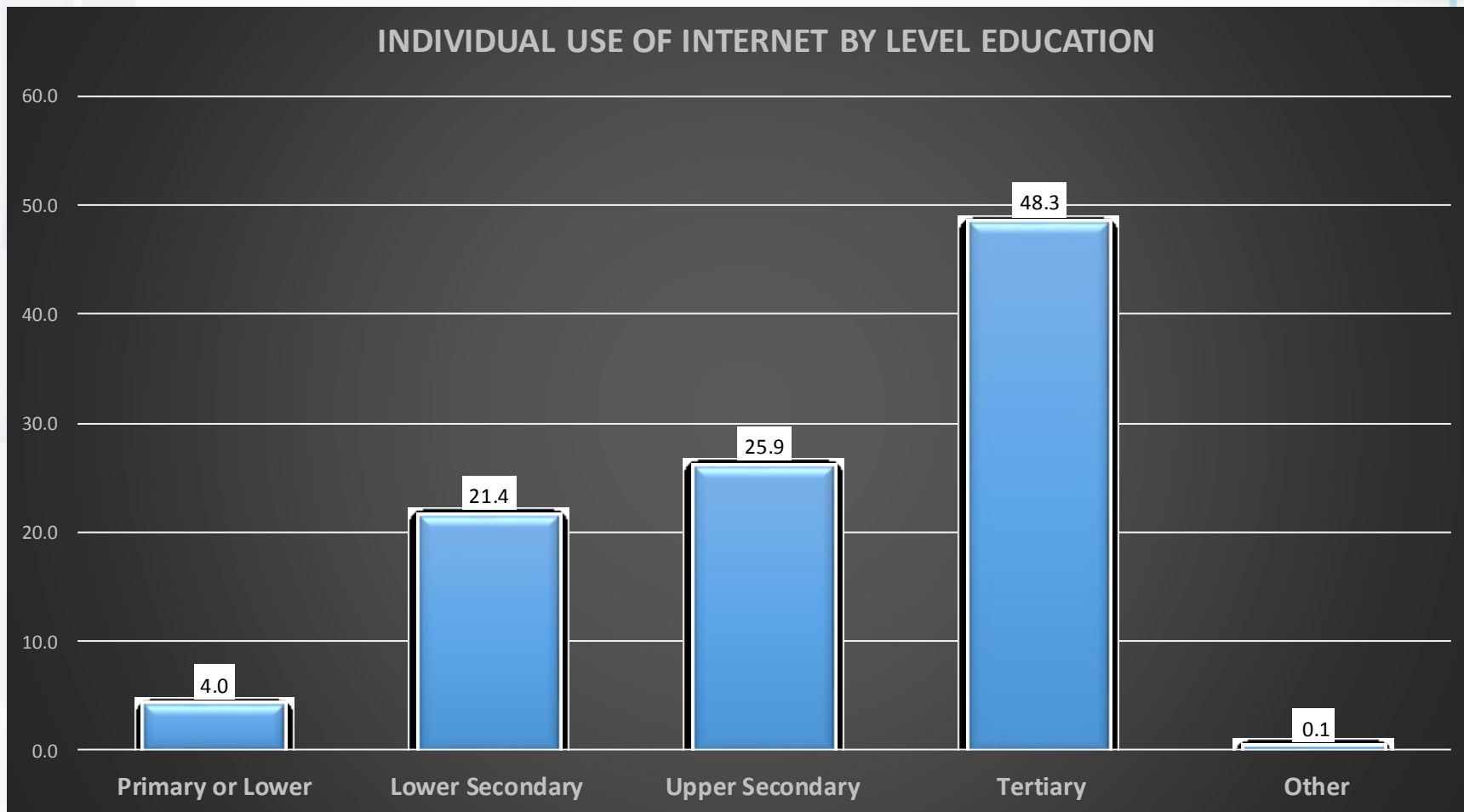
- Proportion of Individual Use of E-Commerce
 - **4.6 %**
- Proportion of Individual use of E-Government
 - **7.5 %**




STATISTICS BOTSWANA



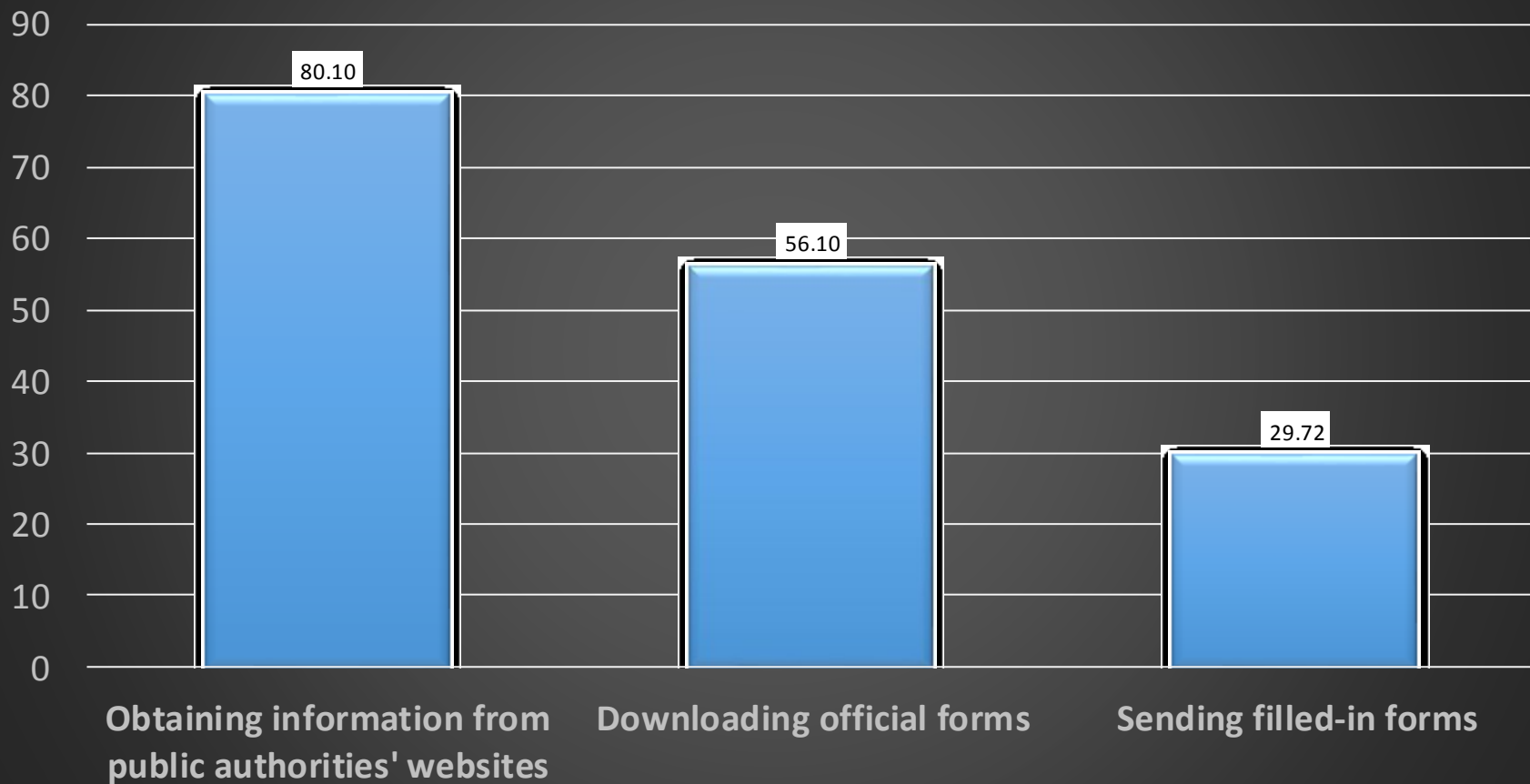
INDIVIDUAL USE OF INTERNET BY LEVEL EDUCATION




STATISTICS BOTSWANA



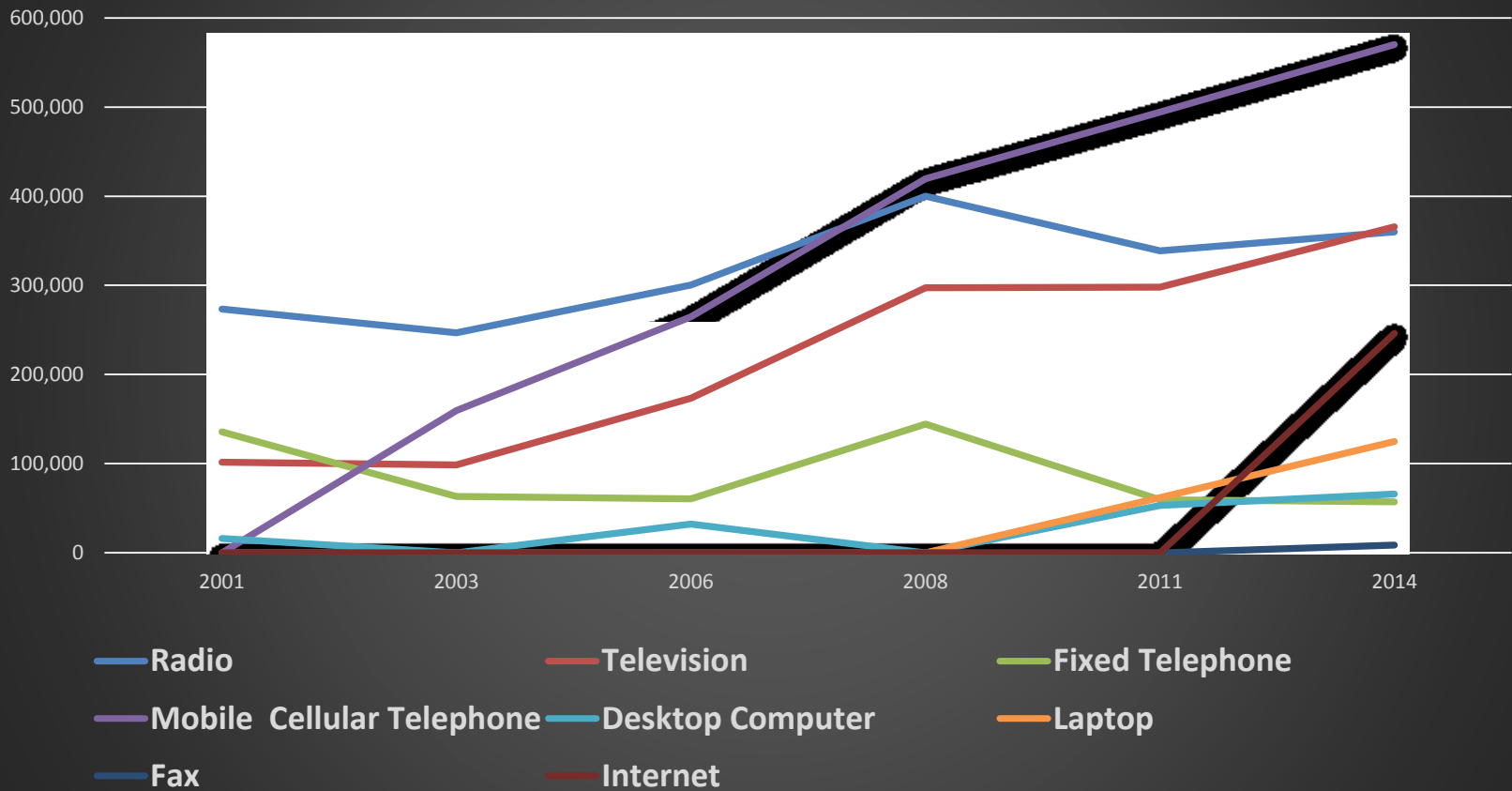
INDIVIDUAL USE OF E-GOVERNMENT BY ACTIVITY




STATISTICS BOTSWANA



HOUSEHOLDS TRENDS OF OWNERSHIP & ACCESS TO ICT FROM 2001 TO 2014



STATISTICS BOTSWANA



Thank you

