

**ITU/BDT Regional Economic and Financial Forum of
Telecommunications/ICT for Asia Pacific**

Yangon, The Republic of the Union of Myanmar, 1-2 September 2014

**Trends on telecommunication/ICT
services regulation and Costs and
Tariff Policies**

Carmen Prado-Wagner

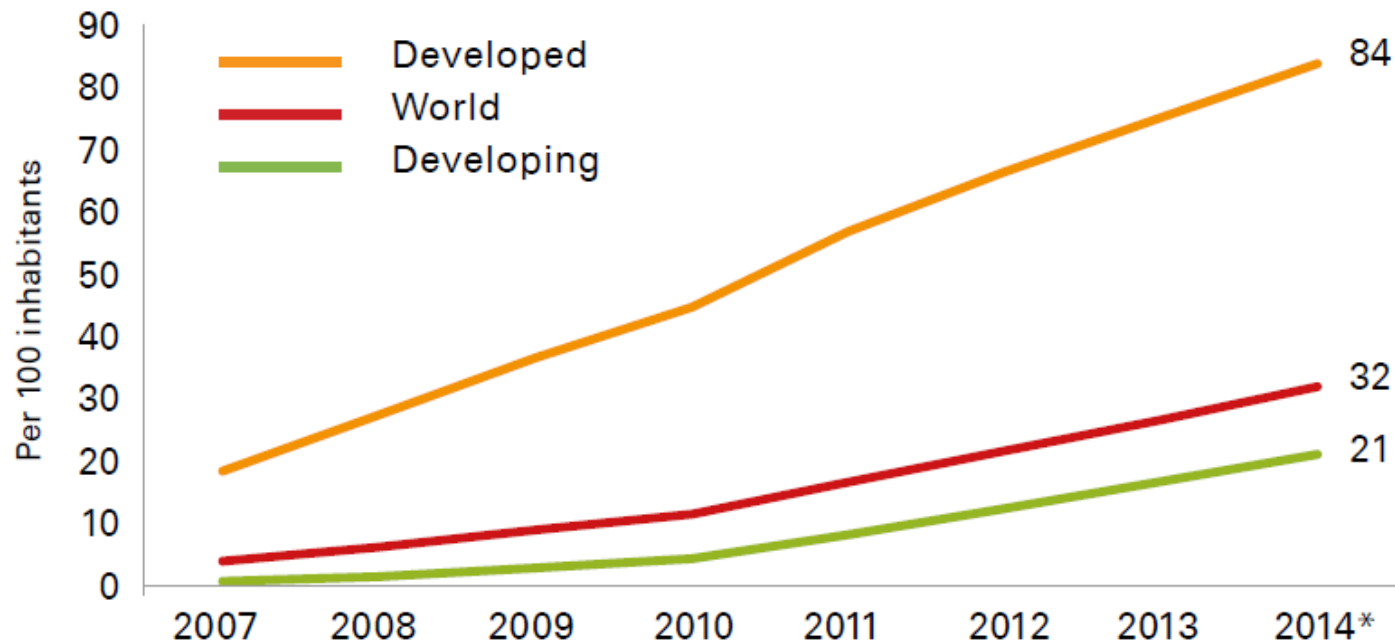
Regulatory and Market Environment Division

IEE Department/Telecommunication Development Bureau (BDT)

International Telecommunication Union

Active mobile-broadband subscriptions are increasing world-wide

Active mobile-broadband subscriptions per 100 inhabitants, 2007-2014*



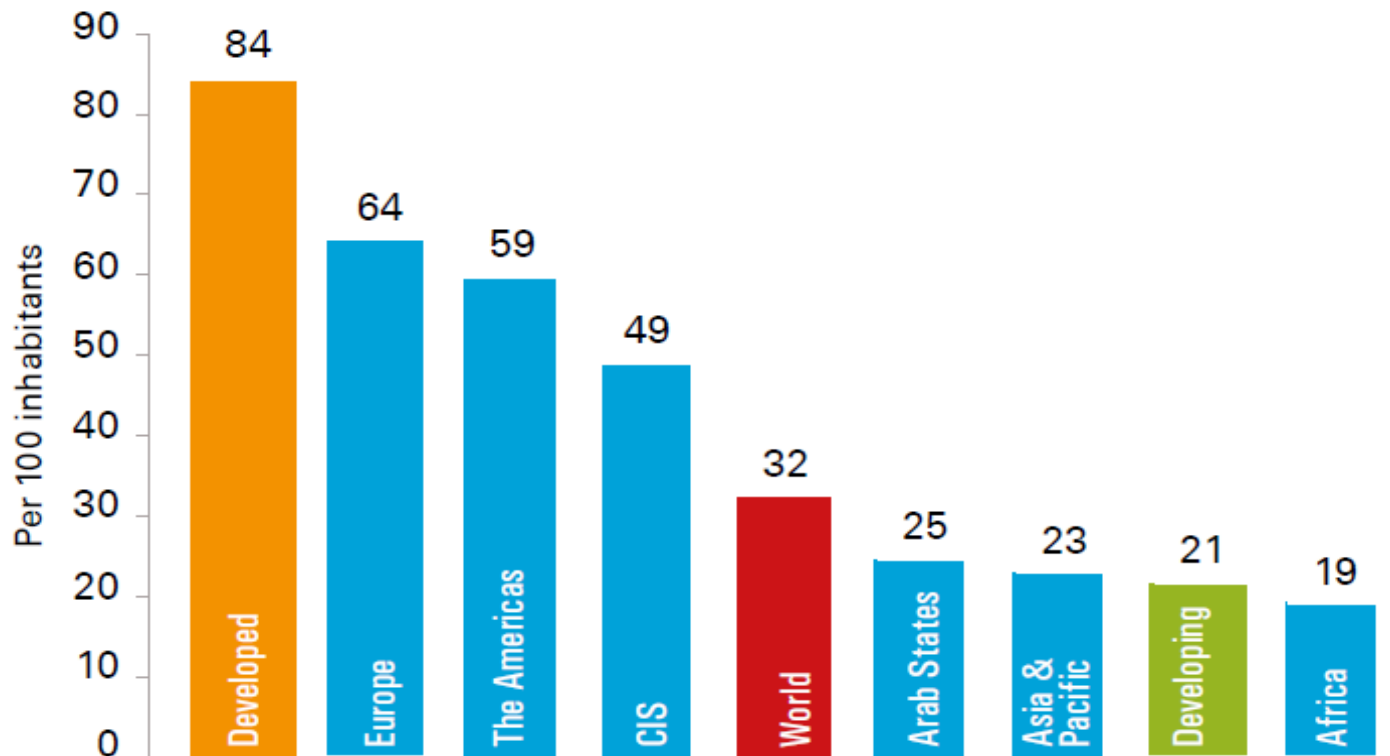
Note: * Estimate

Source: ITU World Telecommunication/ICT Indicators database

Globally, mobile-broadband penetration will reach 32% by end 2014 – almost double the penetration rate just three years earlier (2011) and four times as high as five years earlier (2009).

Mobile-broadband penetration continues to show double-digit growth rates

Mobile-broadband penetration by region, 2014*

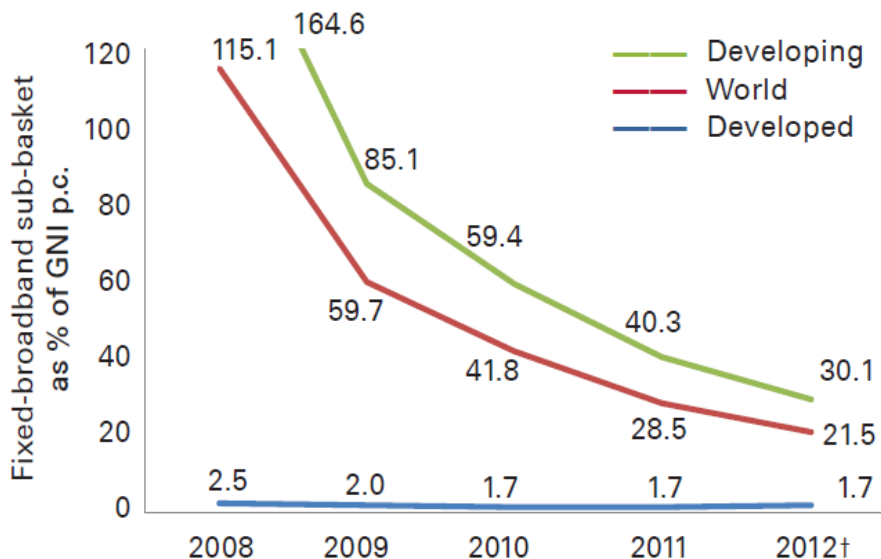


Note: * Estimate

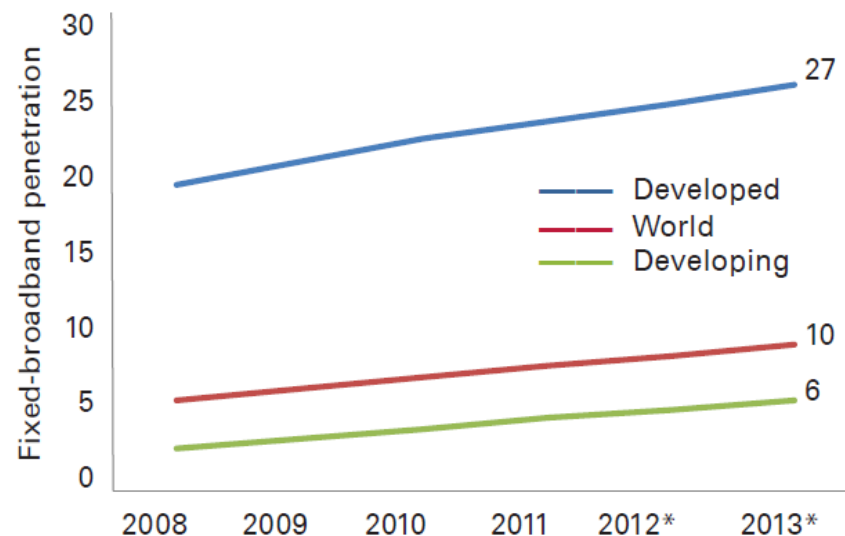
Source: ITU World Telecommunication/ICT Indicators database

The good news is that fixed-broadband prices drop by 82%

Prices



Penetration



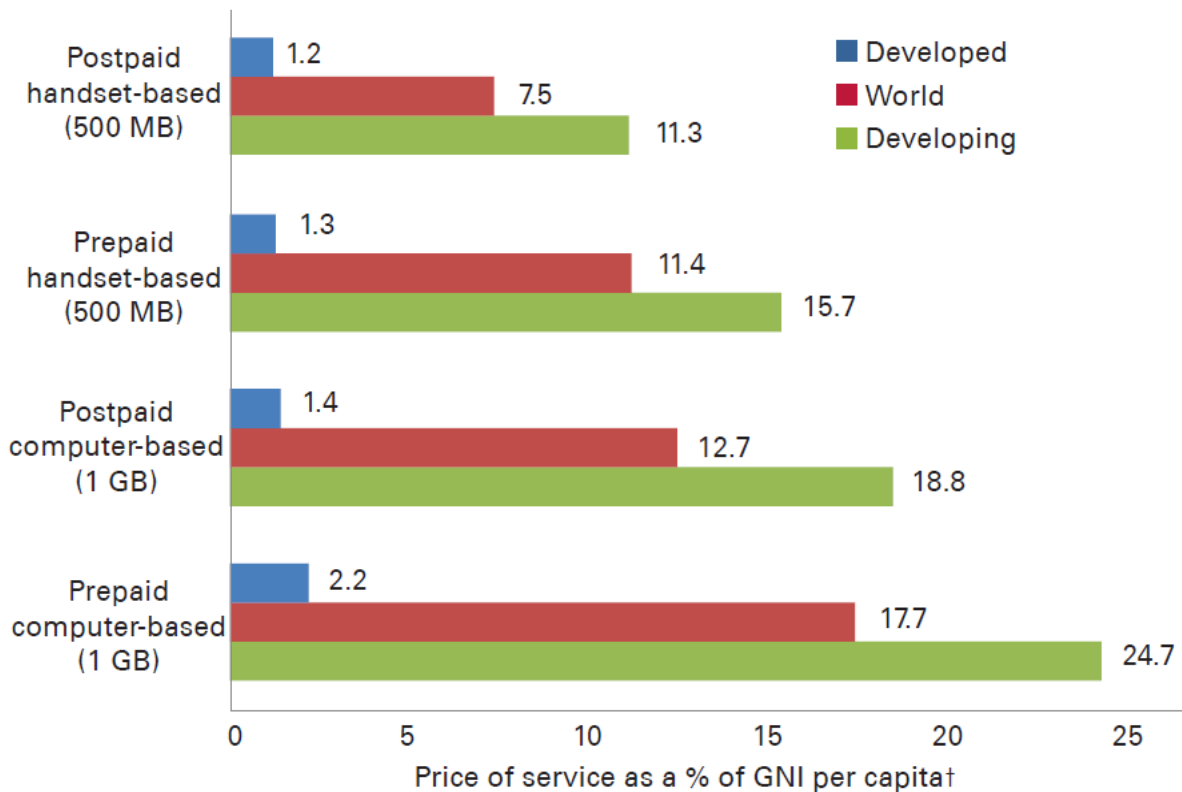
Source: ITU World Telecommunication /ICT Indicators database

Note: Simple averages. † Preliminary result. * Estimate

As fixed-broadband services become more affordable, penetration increases

But Mobile broadband continues to be much more expensive in developing countries

Price of mobile-broadband services, early 2013[†]



But considerably cheaper than fixed-broadband services

By early 2013, the price of an entry-level mobile-broadband plan represents between 1.2-2.2% of monthly GNI p.c. in developed countries and between 11.3-24.7% in developing countries, depending on the type of service.

Source: ITU World Telecommunication /ICT Indicators database

Note: Simple averages. † Preliminary result

And the average price of mobile-broadband services remain largely unaffordable for LDCs

Price of mobile-broadband services by region, early 2013[†]

% of GNI per capita

	Europe	Arab States	CIS	The Americas	Asia & the Pacific	Africa
Prepaid handset-based (500 MB)	1.1	5.7	5.7	5.9	5.9	38.8
Postpaid handset-based (500 MB)	1.1	2.2	5.6	5.0	3.5	36.2
Prepaid computer-based (1 GB)	1.9	7.4	7.6	11.1	12.6	58.3
Postpaid computer-based (1 GB)	1.2	2.5	7.4	8.0	10.6	54.6

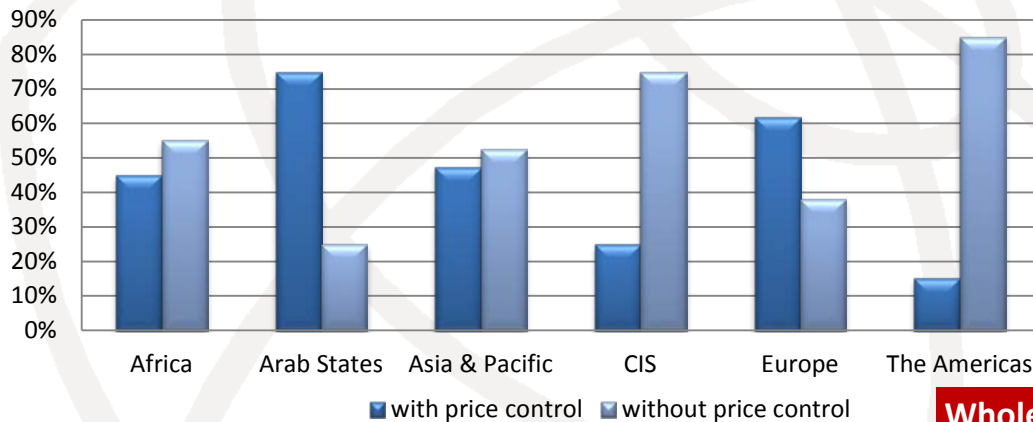
Source: ITU World Telecommunication /ICT Indicators database

Note: Simple averages. † Preliminary result

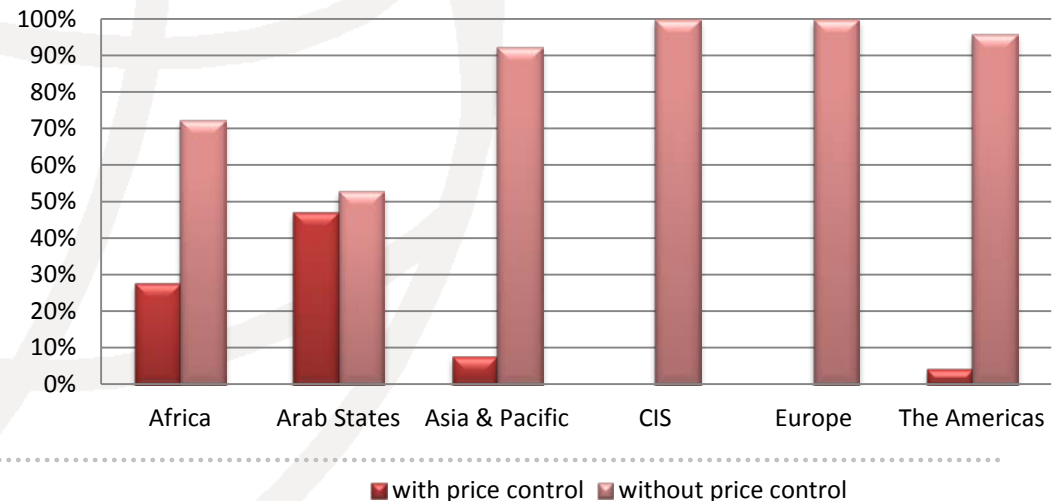
A regional comparison highlights that mobile-broadband services remain largely unaffordable in LDCs, for instance in Africa, where the price of a computer-based plan with 1GB of data volume represents on average more than 50% of GNI p.c.

Is interesting to note that for Broadband wholesale Fixed services are more regulated than Mobile services

Wholesale fixed broadband access and services, 2013



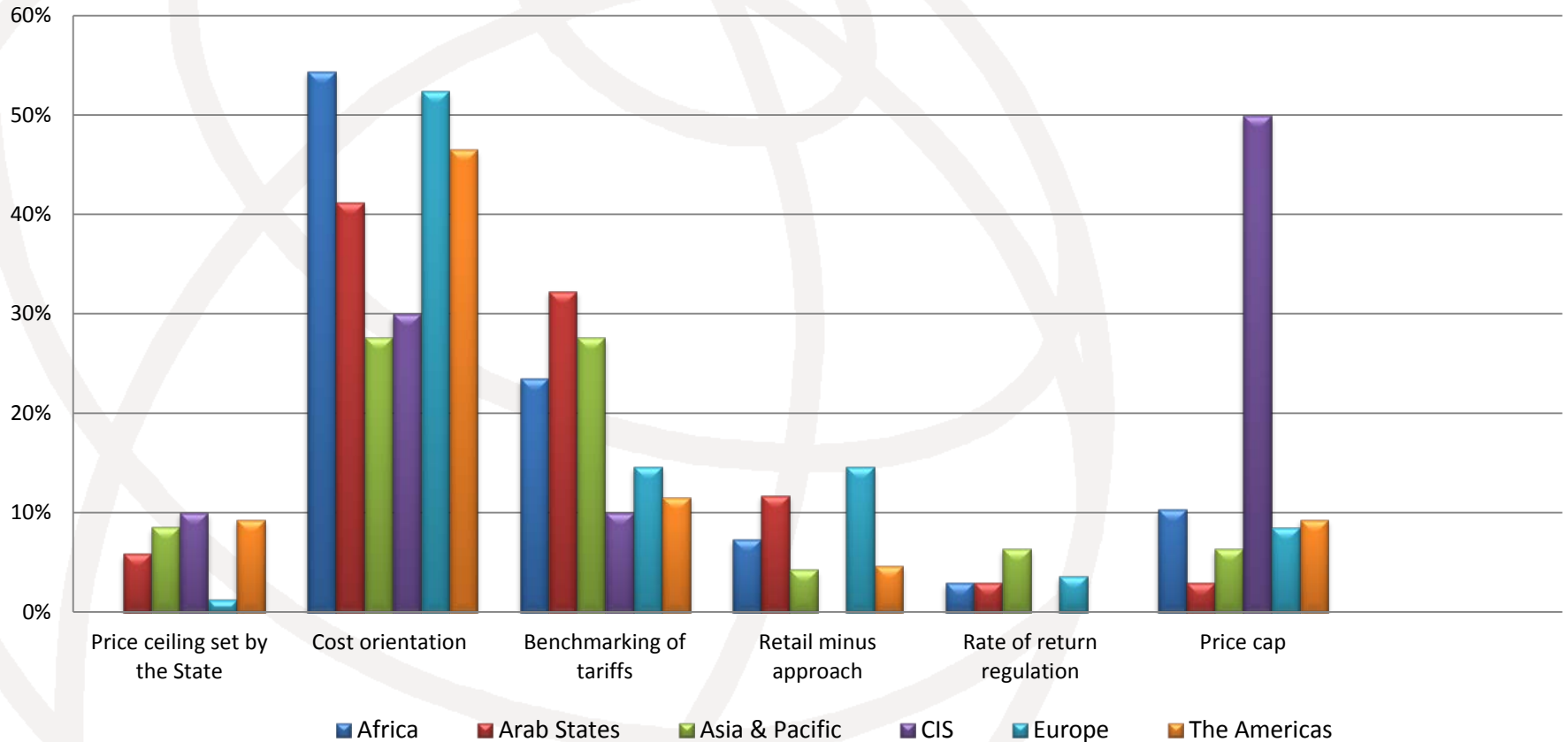
Wholesale mobile broadband access and services, 2013



An analysis on the correlation between regulated services and price reduction is expected to be done by BDT.

How are the Broadband wholesale tariffs regulated?

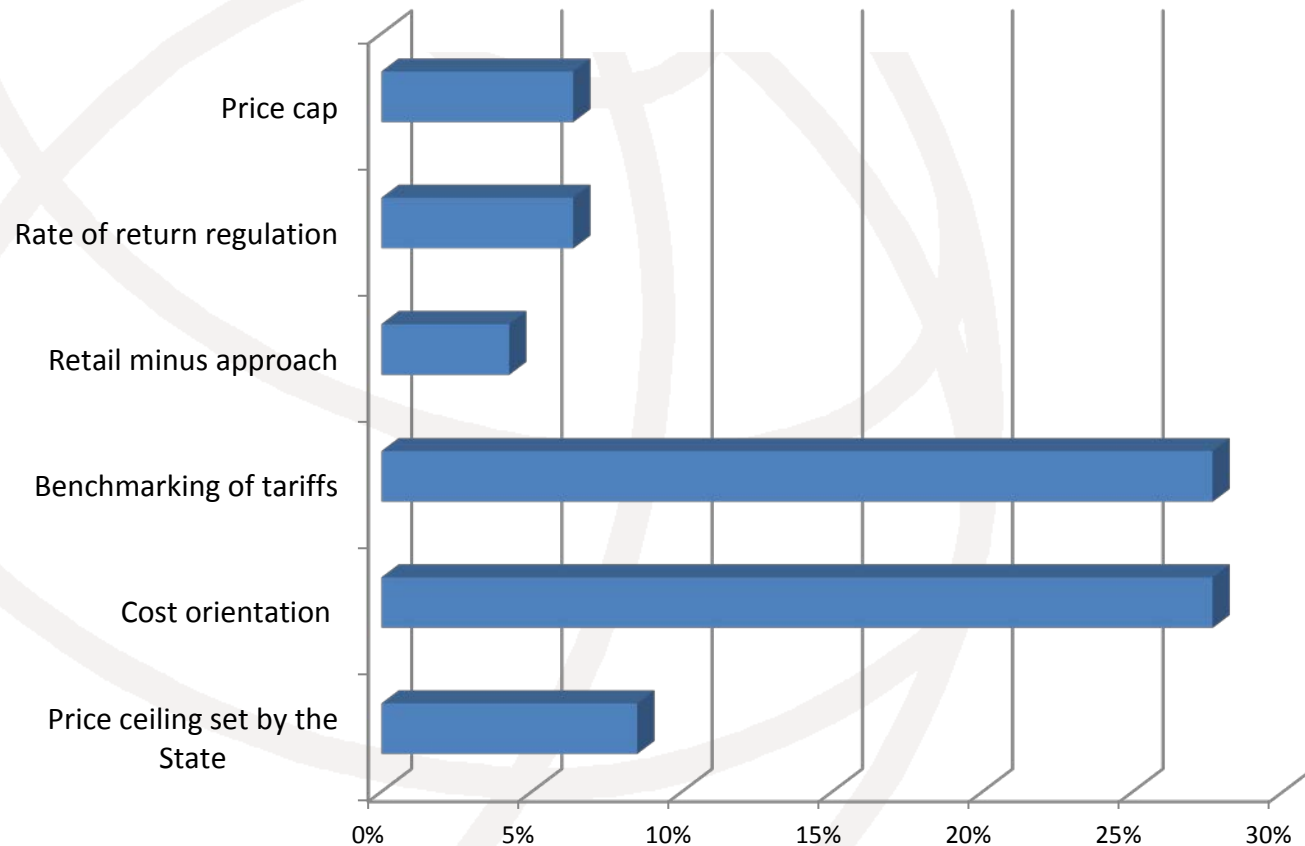
Wholesale Services by region - World, 2013



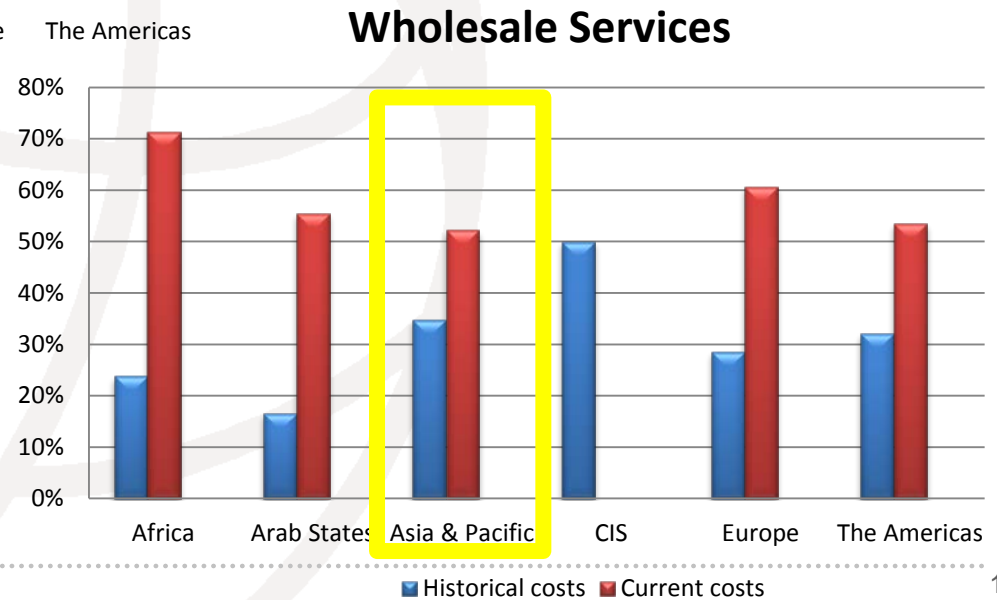
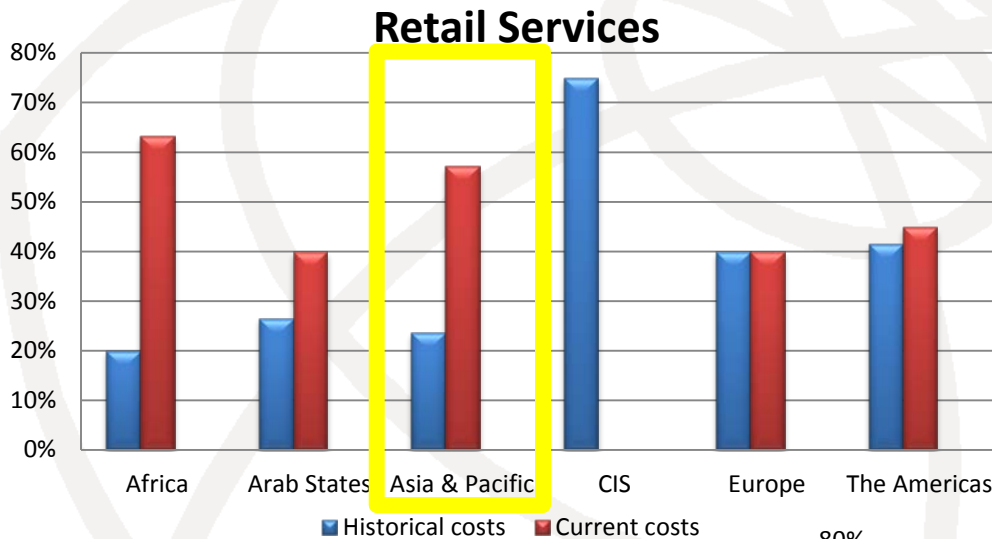
Source: ITU Tariff Policies Survey – ICTEye

Wholesale tariffs regulation in Asia and the Pacific region

Wholesale Services – Asia and Pacific, 2013

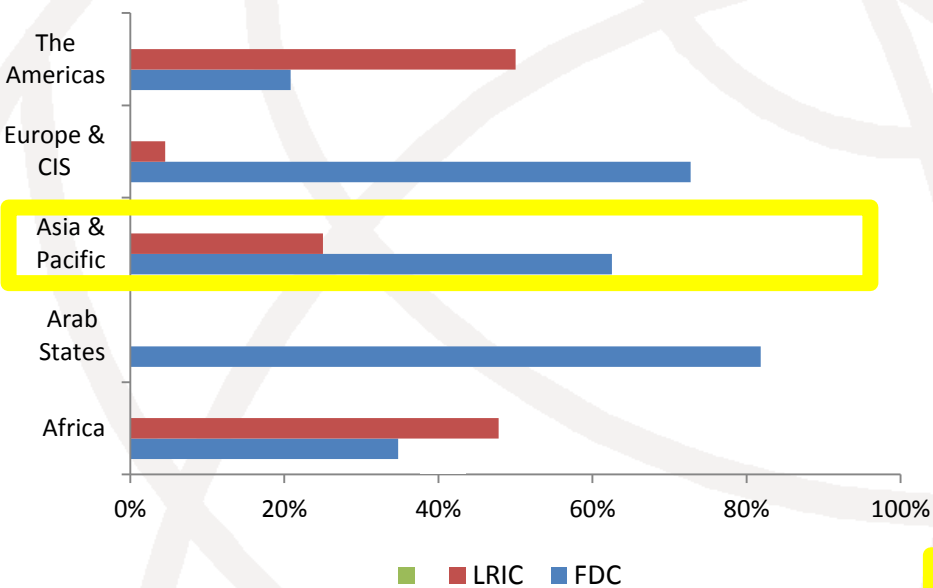


Type of cost allocation on which cost models are based



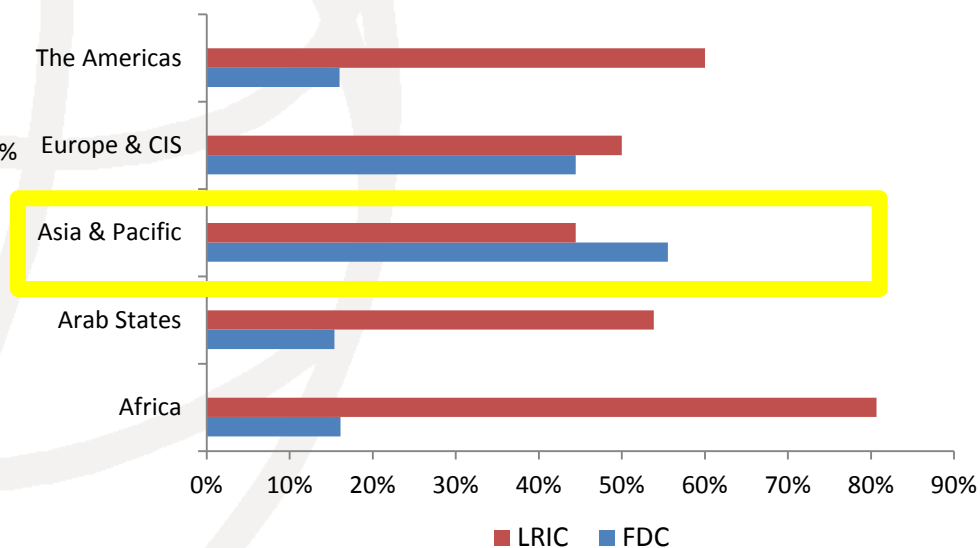
Which methodology is used as the basis for calculating telecommunication service tariffs?

Retail telecommunication services



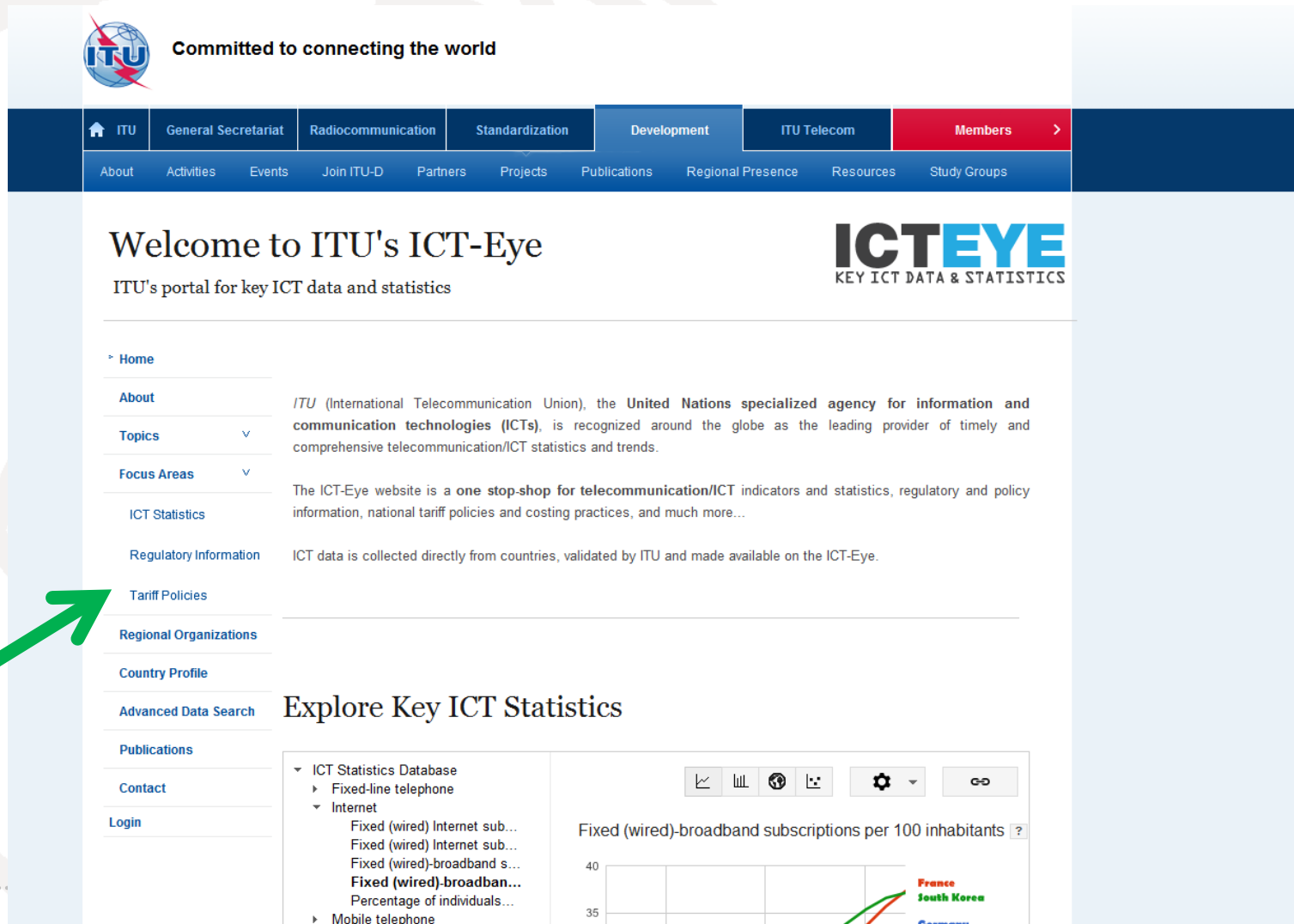
Source: ITU Tariff Policies Database, www.itu.int/icteye

Wholesale telecommunication services



Source: ITU Tariff Policies Database, www.itu.int/icteye

All the Tariff Policies data is available on the www.itu.int/ICTEYE



ITU Committed to connecting the world

Home ITU General Secretariat Radiocommunication Standardization Development ITU Telecom Members >

About Activities Events Join ITU-D Partners Projects Publications Regional Presence Resources Study Groups

Welcome to ITU's ICT-Eye

ITU's portal for key ICT data and statistics

ICTEYE
KEY ICT DATA & STATISTICS

- Home
- About
- Topics
- Focus Areas
 - ICT Statistics
 - Regulatory Information
 - Tariff Policies**
 - Regional Organizations
 - Country Profile
 - Advanced Data Search
 - Publications
 - Contact
 - Login

ITU (International Telecommunication Union), the United Nations specialized agency for information and communication technologies (ICTs), is recognized around the globe as the leading provider of timely and comprehensive telecommunication/ICT statistics and trends.


The ICT-Eye website is a **one stop-shop for telecommunication/ICT indicators and statistics, regulatory and policy information, national tariff policies and costing practices, and much more...**

ICT data is collected directly from countries, validated by ITU and made available on the ICT-Eye.

Explore Key ICT Statistics

- ICT Statistics Database
 - Fixed-line telephone
 - Internet
 - Fixed (wired) Internet sub...
 - Fixed (wired) Internet sub...
 - Fixed (wired)-broadband s...
 - Fixed (wired)-broadban...**
 - Percentage of individuals...
 - Mobile telephone

Fixed (wired)-broadband subscriptions per 100 inhabitants ?



Country	Subscriptions per 100 inhabitants
France	~38
South Korea	~39
Germany	~37

ITU/BDT Reports

Trends in Telecommunication Reform Special Edition New!
4th generation regulation: Driving digital communications ahead

www.itu.int/en/ITU-D/Regulatory-Market/Pages/Regulatory-Publications.aspx

Regulatory, Economic and Financial Reports 2013-2014:

- **New** A Practical Guide on Benchmarking Telecommunications Service Prices
- **New** Regulatory analysis of international mobile roaming services
- ITU Report on International Mobile Roaming services: Facilitating competition and protecting users
- Competition and regulation in a converged broadband world
- ITU Study on Taxing telecommunications/ICT services: an overview
- Strategies for the deployment of NGN and NGA in a broadband environment – regulatory and economic aspects
- Interconnection Charging Models in a national Broadband network environment

www.itu.int/en/ITU-D/Regulatory-Market/Pages/Studies.aspx



Thank you for your
attention

prado[at]itu.int