



Committed to Connecting the World



**ITU Regional Forum and Training Workshop on
Telecommunication/ICT Indicators: Measuring
the Information Society
and
ITU-ASEAN Meeting on Establishing National ICT
Statistics Portals and Measuring ASEAN ICT
targets
Bangkok, 13-16 October 2014**


ITU Data Collection

Esperanza Magpantay, Senior Statistician
ICT Data and Statistics Division
BDT/ ITU

Topics

- ITU ICT Indicators questionnaires
- Reference materials/methodologies
- Country statistical focal points
- Data collection tool

ITU ICT Statistics



ITU ICT Indicators questionnaires

Questionnaires	WTI Short	WTI Long	ICT Price Basket	Household Short	Household Long
Addressee ~200 economies	Ministry/Regulator			NSO	NSO
Format	Online	Online	Online	Online	Excel
Date of collection	March	July-Sept	October	March	August-Sept
# indicators	6	~ 70	~ 75	3	16 + class variables
Response rate – Asia-Pacific 2014	46%	59%	10% (2013)	33%	15% (2013)

WTI questionnaires

■ SHORT (indicators)

1. Fixed-telephone subscriptions
2. Mobile cellular subscriptions
3. Fixed-broadband subscriptions
4. Mobile broadband subscriptions
5. International Internet bandwidth

■ LONG (topics)

1. Fixed-telephone networks
2. Mobile-cellular networks
3. Internet
4. Traffic
5. Quality of service
6. Persons employed
7. Revenue
8. Investment
9. Broadcasting and other indicators

**Focus of the training workshop -
Tuesday**

ITU Long questionnaire

- Excel file showing the revisions to 2013 WTI Long questionnaire

ICT Household short questionnaire

1. Households with computer
2. Households with Internet
3. Individuals using the Internet

ICT Household long questionnaire

Households with:

- radio
- TV
- Computer
- Internet
 - (total, by type)

Broken down by:

- Urban/rural
- Gender
- Age
- Employment status
- Educational attainment

Individuals using:

- Computer
- Mobile cellular phone
- Internet
 - (total, by activity, location, frequency)

- Barriers to household ICT access
- Household expenditure on ICT
- Individuals with ICT skills, by type of skills

**Focus of the training workshop -
Tuesday**

ITU ICT Household questionnaire

- [Excel file showing the 2014 ICT Household long questionnaire](#)

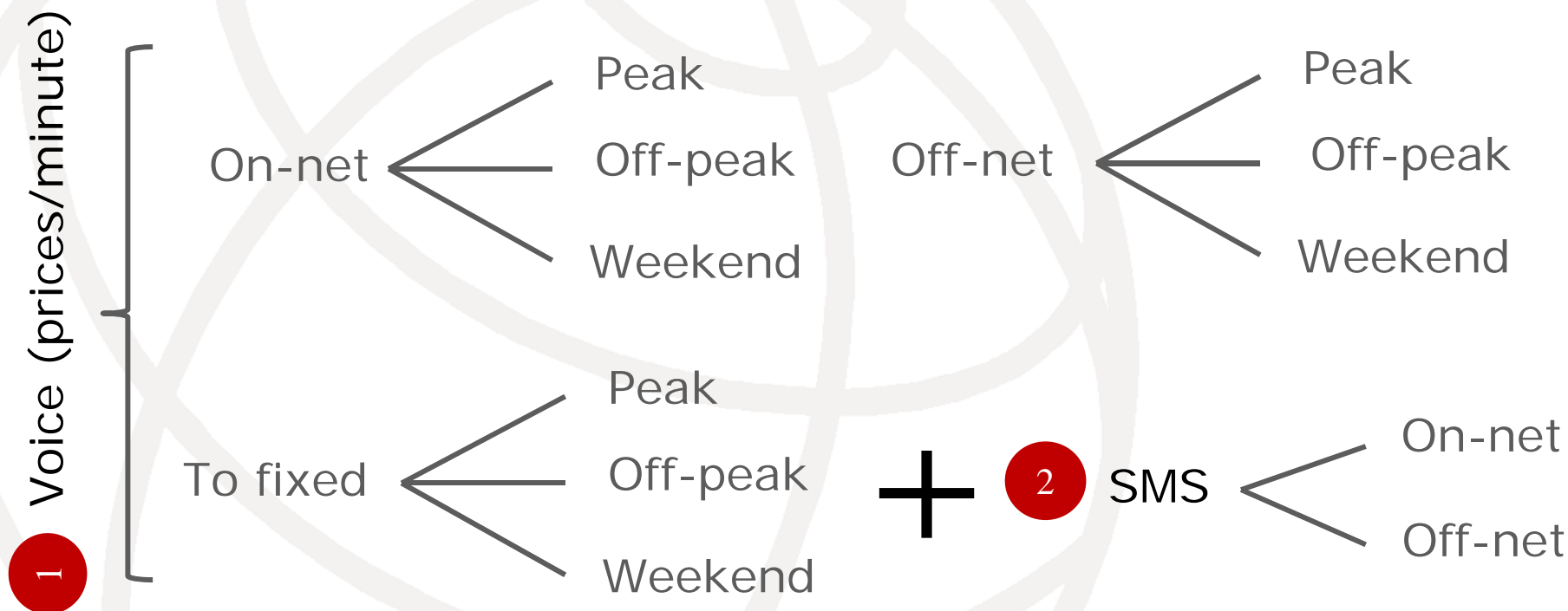
ICT Price Basket Questionnaire

1. Fixed-telephone prices
2. Fixed-broadband prices
3. Prepaid mobile cellular prices
4. Mobile-broadband prices

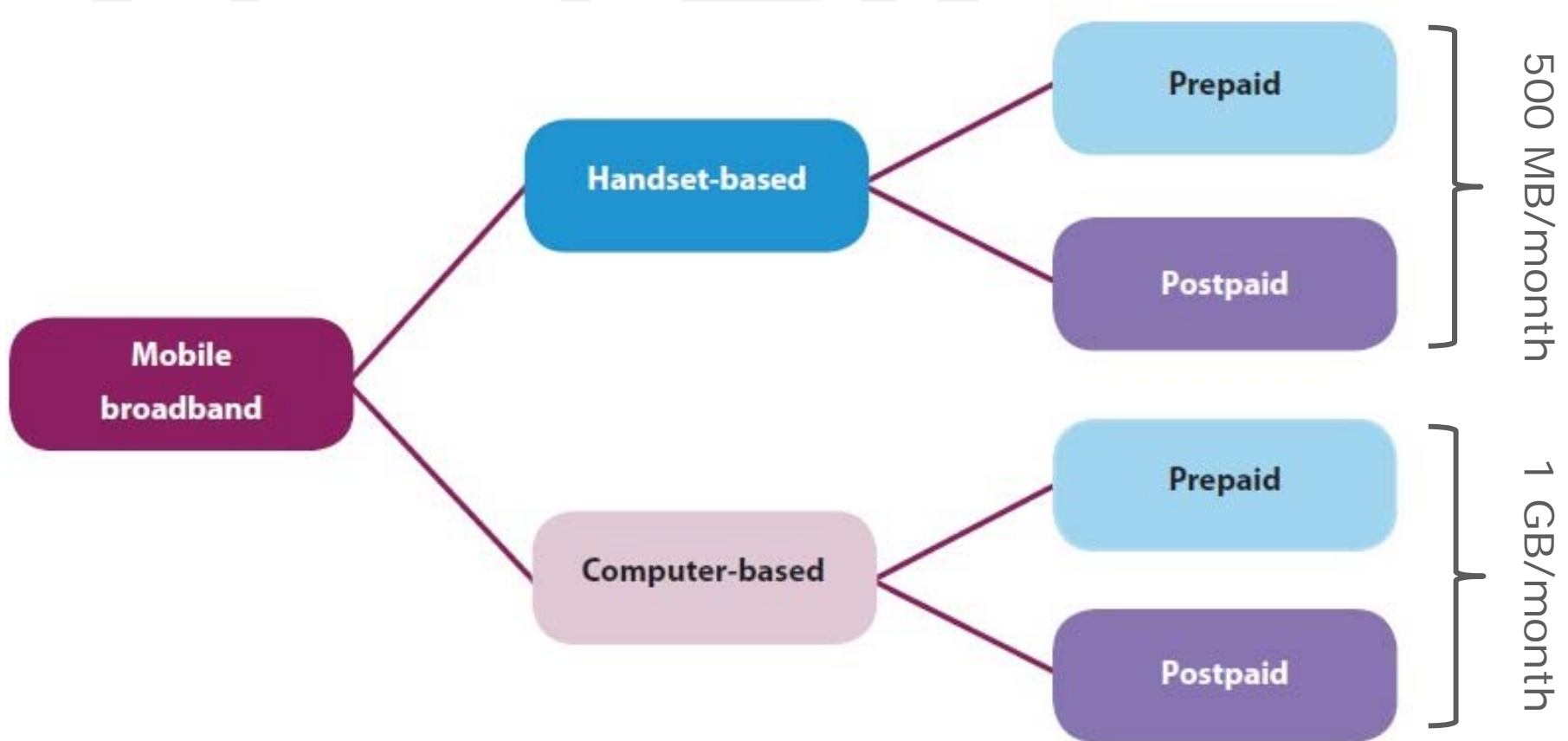
**Focus of the training workshop -
Wednesday**

Mobile-cellular prices

- Same indicators & methodology since 2008





Mobile-broadband prices



Reference materials/methodologies

- **ITU Handbook for the collection of administrative data on telecommunications/ICT**
- **ITU Manual for Measuring ICT Access and Use by Households and Individuals**



Country statistical contacts

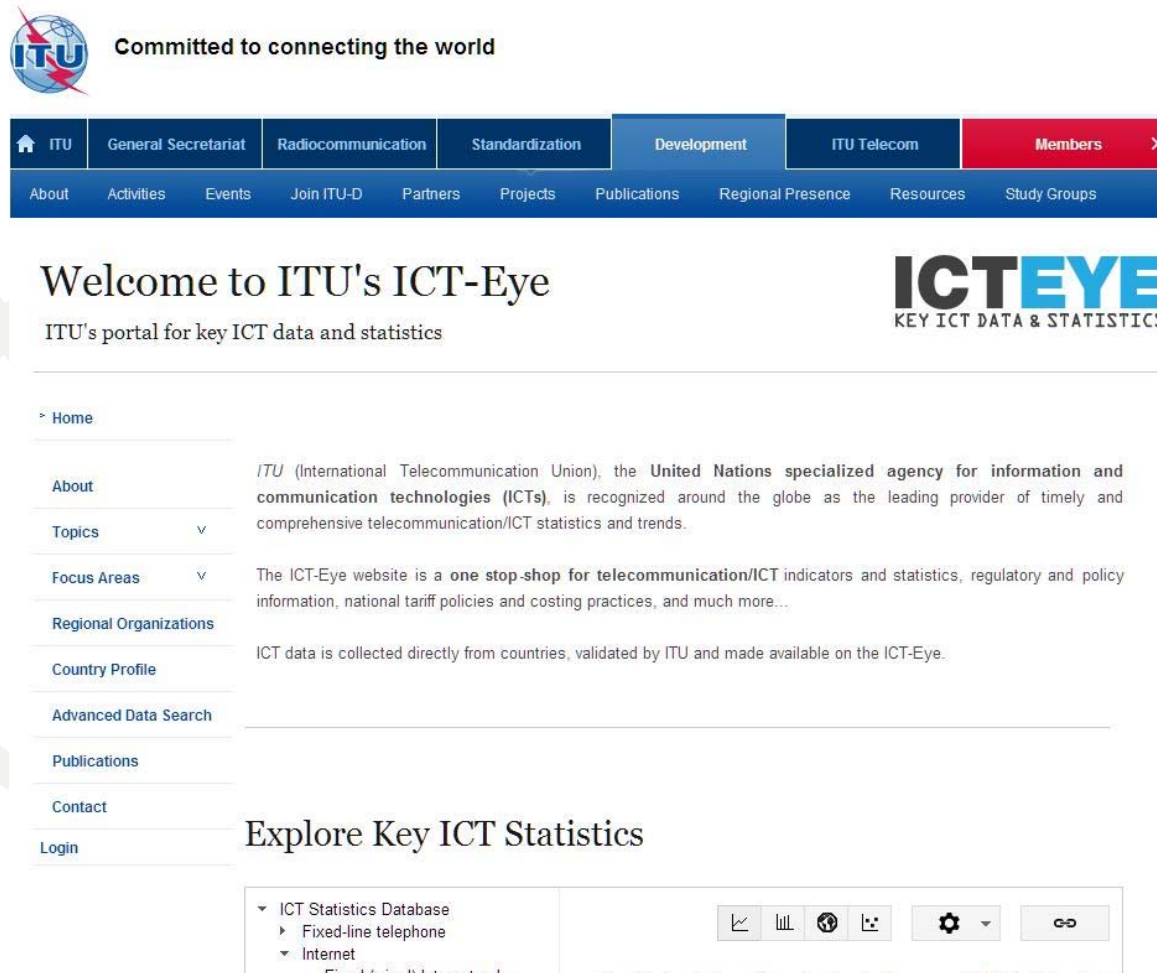
Who:

- Contact from NSO for household ICT indicators
- Contact from regulators/ministries for administrative ICT data

Functions:

- Collect data from operators/service providers; coordinates collection from households and individuals
- Reply to ITU ICT indicators questionnaires
- Receives notification to complete ITU ICT questionnaires
- Receives invitation to attend meetings on ICT indicators
- Receives copy of latest publications/database

Online data collection – ICTEye



The screenshot shows the ITU ICT-EYE website. At the top left is the ITU logo and the slogan "Committed to connecting the world". A navigation bar contains tabs for ITU, General Secretariat, Radiocommunication, Standardization, Development (highlighted), ITU Telecom, and Members. Below this is a secondary menu with links for About, Activities, Events, Join ITU-D, Partners, Projects, Publications, Regional Presence, Resources, and Study Groups. The main heading reads "Welcome to ITU's ICT-Eye" with the subtitle "ITU's portal for key ICT data and statistics". To the right is the "ICTEYE KEY ICT DATA & STATISTICS" logo. A left sidebar lists navigation options: Home, About, Topics, Focus Areas, Regional Organizations, Country Profile, Advanced Data Search, Publications, Contact, and Login. The main content area features a paragraph about ITU's role as a specialized agency for ICT statistics and trends, followed by another paragraph describing the ICT-Eye website as a one-stop-shop for indicators and statistics. Below this is a section titled "Explore Key ICT Statistics" with a dropdown menu showing "ICT Statistics Database", "Fixed-line telephone", and "Internet". To the right of the dropdown are icons for charting, printing, and other functions.

Login for Survey Access



- Home
- About
- Topics ▾
- Focus Areas ▾
- Regional Organizations
- Country Profile
- Advanced Data Search
- Publications
- Contact
- Login

Each year the ITU/BDT undertakes a series of surveys in order to assess the latest trends and developments in the ICT sector. Survey data is entered by authorized users only, as defined by their organizations. Each user will be given a dedicated user name and password in order to complete the survey.

If you would like to participate in completing our surveys as an official national source for your country, please [contact us](#)

User name

Password

Log in

Resend Password

ITU Long questionnaire

- ICT Eye online questionnaire

THANK YOU

More information

<http://www.itu.int/ict>