



World Tech Makers

Se sueña. Se hace.

www.worldtechmakers.com

FROM USERS TO...

**TECHNOLOGY
CREATORS.**





Inspiration
Magic
Creation

Comfort
zone



Sao Paulo

Santiago



M | LATAM: HARSH REALITIES





USA

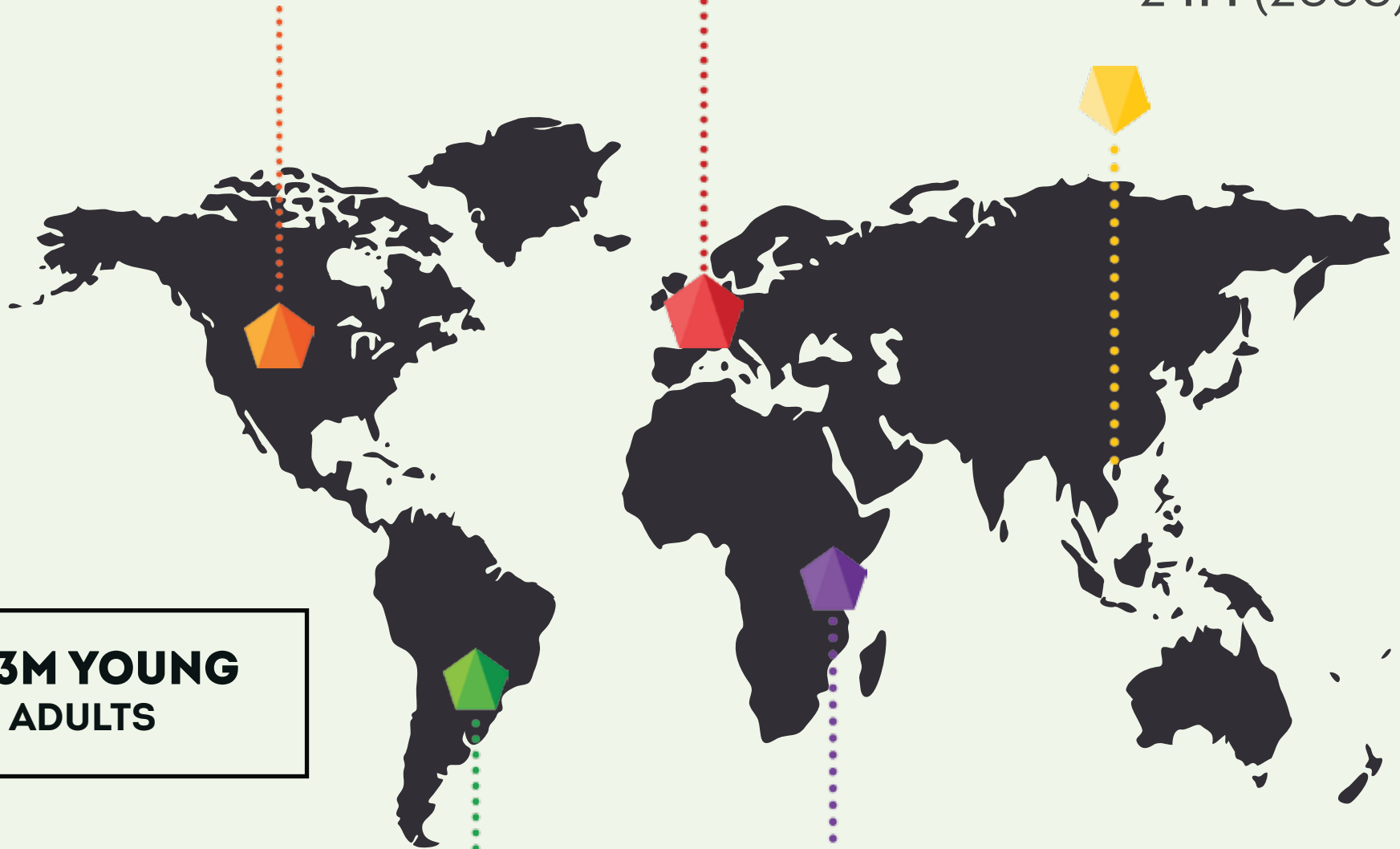
Deficit: 1.5M

EUROPE

Deficit: 900,000

CHINA

24M (2030)



74.3M YOUNG
ADULTS

BRAZIL

Deficit: 250,000


AFRICA

+2M

CHANGE THE STORY

**Unleash human potential
with technology education
in emerging markets.**






Ilana Milkes
CEO




Jorge Yepes
COO




Laura Garcia
Learning Architect



Gaston Trujillo
Senior Dev



Claudia Estrada
Community Manager



Daniel Romero
Illustrator, Design

Rapid Tech Skills Training

Understanding the impact of coding bootcamps on youth employment in emerging markets



WORLD BANK GROUP



**World
Tech
Makers**


CODING BOOTCAMP

Presenciales y virtuales

- RÁPIDA
- PRÁCTICA
- RELEVANTE
- Enfocada en TICs

*EDUCACIÓN
MODERNA
DE ÚLTIMA
GENERACIÓN*

95%





FELIPE



+300,000

The screenshot shows the tarefa website interface. At the top left is the 'tarefa' logo. At the top right are the links 'HOW IT WORKS' and 'LOGIN'. The main heading reads 'Improve your grades in college'. Below this is a statistic: '90% of our students got the best grades in math, physics and and chemistry with help from our expert tutors'. A large white text input field contains the placeholder text 'Write your question here. For example: What is a function?'. To the right of the input field is a 'SELECT CATEGORY' dropdown menu. Below the input field is another white input field for 'Write your e-mail' and a green button labeled 'GET YOUR ANSWER NOW!'. At the bottom right, there is a chat bubble from 'Mafe from Tarefa' with the message 'Hi 😊, how are you? how can we help you?' and a small profile picture.

WE HAVE HELPED OVER 300 THOUSAND STUDENTS





BOOTCAMPS online



Ruby on Rails



Java



CSS3



Python



Git commands



C++



Swift



PHP



JavaScript



C#



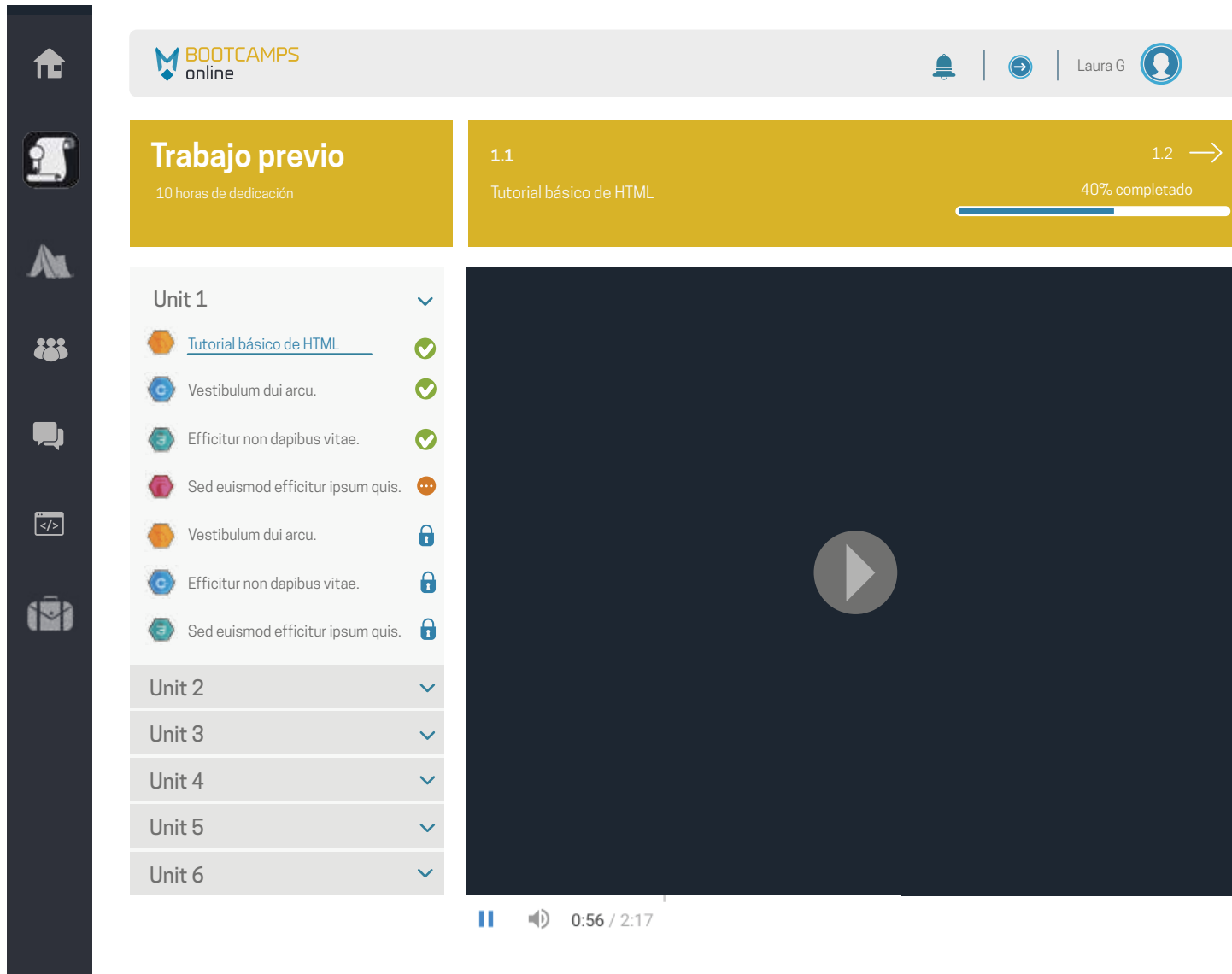
Ruby



HTML5

LIVE classes 24/7

HOW DOES IT WORK?



The screenshot displays the user interface of the Bootcamps online platform. At the top, there is a navigation bar with the logo, a home icon, a search icon, and a user profile for 'Laura G'. Below this, the main content area is divided into two columns. The left column, titled 'Trabajo previo' (10 hours of dedication), lists a series of units. The first unit, 'Unit 1', is expanded to show a list of lessons: 'Tutorial básico de HTML' (completed), 'Vestibulum dui arcu.' (completed), 'Efficitur non dapibus vitae.' (completed), 'Sed euismod efficitur ipsum quis.' (in progress), and three locked lessons. The right column shows the current lesson '1.1 Tutorial básico de HTML' with a progress bar at 40% completion and a link to '1.2'. Below the lesson list is a large video player with a play button and a progress indicator at 0:56 / 2:17. A vertical sidebar on the left contains icons for home, search, profile, chat, code editor, and a briefcase.



REMOTO.ONLINE

Empleabilidad al 100%

companies



talent

REMOTO

Matching digital talent
in the palm of your hand

www.remoto.online



Available on the
App Store

GET IT ON
Google Play





COMPANY

MESSAGES



6 JOB OFFERS

0 MATCHES

SIGN OUT




GO NATIVO
Software
United States

Premium membership
Member since 01/11/2016



23 MATCHES



6 JOB OFFERS



MEMBERSHIP

DISPLAYED NAME: GoNativo Inc
COMPANY WEBSITE: www.nativo.digital
LOCATION: San Francisco USA
CONTACT EMAIL: info@worldtechmakers.com
PHONE:

edit save

FIND CANDIDATES

- ANALYTICS/MARKETING
- DESIGN
- OPERATIONS/BUSINESS
- PROGRAMMING
- SOCIAL MEDIA

FILTER BY LOCATION

- GLOBAL
- NEAR YOU
- REMOTE

SEARCH CLEAR

GOOD KARMA

- REWARDS
- MY JOB OFFERS
- MY MATCHES

Settings
Help

REWARDS

Get premium opportunities by getting matches, sharing job opportunities and inviting your friends!



30 MATCHES
5% discount



5 HIRES
Free offer



20 REFERALS
5% discount



50 MATCHES
5 free offers



100 REFERALS
10% discount



15 HIRES
10% discount



20 HIRES
15% discount



100 MATCHES
20% discount



25 HIRES
free month



50 HIRES
2 free months



PRIVACY POLICY | TERMS



THE DIGITAL GAP

EMERGING MARKETS ACCOUNT FOR 90% OF
THE GLOBAL POPULATION AGED UNDER 30



21ST CENTURY SKILLS

NATIVO DIGITAL

Unleashing coding potential
one child at a time



NATIVO DIGITAL



Schools



AVATARS: ADAPTIVE



HOW DOES IT WORK?



The screenshot shows a user profile for Daniel Cala on the NATIVO DIGITAL platform. The profile includes a circular avatar, the name "Daniel Cala", and the text "Member since July 16, 2015". There is an "Edit Profile" button. To the right, there are three notifications, each stating "New course / 9 hours ago HOW TO MAKE A WEB SITE". A menu on the right contains "View profile", "Account settings", and "Log out".

MY AVATAR

The "MY AVATAR" section displays the current avatar and a "Hearbits Progress" bar. The progress bar shows a green segment at 20% and a blue segment at 40%, with markers for 20%, 40%, 60%, 80%, and 100%. The text "HEARTBITS" is centered above the bar.

My powers

There are 12 power icons arranged in a 3x4 grid. The first two rows are fully populated with various icons (e.g., a yellow character, a globe, a green puzzle piece). The third row has only the first icon (a green puzzle piece) active, while the others are greyed out. Below the grid is the text "Click here to unlock another power".

At the bottom, there are five avatar options with associated costs:

- Avatar 1: Earn 200
- Avatar 2: Earn 500
- Avatar 3: Earn 1.000 (locked)
- Avatar 4: Earn 5.000 (locked)
- Avatar 5: Earn 10.000 (locked)

HOW DOES IT WORK?



The screenshot shows a user interface for 'NATIHO DIGITAL'. At the top right, there is a notification bell and a user profile for 'Daniel'. The main section is titled 'LESSONS' and contains a welcome message: 'Hey there Daniel! You are enrolled to Computer Science 101. Make sure you talk to your teacher and request the access link for personalized contents.' Below this is a filter bar with 'Newest', 'All Types', and 'All Topics'. A dropdown menu is open under 'All Topics', listing 'HTML', 'Android', 'IOS', 'Java', and 'PHP'. The main content area displays six course cards in a 2x3 grid. Each card includes a language icon (HTML, JS, C++, or PHP), a duration of '2 hours / Intermediate', a title, a placeholder text, and 'Start course' and 'Watch Video' buttons.

NATIHO DIGITAL

Notification | Daniel

LESSONS

Hey there Daniel! You are enrolled to Computer Science 101. Make sure you talk to your teacher and request the access link for personalized contents.

Filter: Newest | All Types | All Topics

- Oldest
- Alphabetical
- Difficulty
- Videos practice
- HTML
- Android
- IOS
- Java
- PHP

Language	Duration / Level	Title	Description	Buttons
HTML 5	2 hours / Intermediate	HOW TO MAKE A WEB SITE	Lorem ipsum dolor sit amet, vim ei commune detrahit quarendum, vel at isque salutandi. Putent melius in mea.	Start course Watch Video
HTML JS	2 hours / Intermediate	HOW TO MAKE A WEB SITE	Lorem ipsum dolor sit amet, vim ei commune detrahit quarendum, vel at isque salutandi. Putent melius in mea.	Start course Watch Video
C++ C	2 hours / Intermediate	FASTEST LANGUAGE	Lorem ipsum dolor sit amet, vim ei commune detrahit quarendum, vel at isque salutandi. Putent melius in mea.	Start course Watch Video
HTML 3	2 hours / Intermediate	HOW TO MAKE A WEB SITE	Lorem ipsum dolor sit amet, vim ei commune detrahit quarendum, vel at isque salutandi. Putent melius in mea.	Start course Watch Video
HTML PHP	2 hours / Intermediate	ALL ABOUT MOBILE APPS	Lorem ipsum dolor sit amet, vim ei commune detrahit quarendum, vel at isque salutandi. Putent melius in mea.	Start course Watch Video
HTML PHP	2 hours / Intermediate	HOW TO MAKE A WEB SITE	Lorem ipsum dolor sit amet, vim ei commune detrahit quarendum, vel at isque salutandi. Putent melius in mea.	Start course Watch Video

HOW DOES IT WORK?




NATECO DIGITAL

| Daniel

HTML5 world is NEXT!

Learn all about the web: how it was created, how it evolved and why it is so important nowadays..



- Module One: Protocols
- Module Two: HTML files
- Module Three: Browsers
- Module Four: What is frontend?

[Continue](#)

HOW DOES IT WORK?



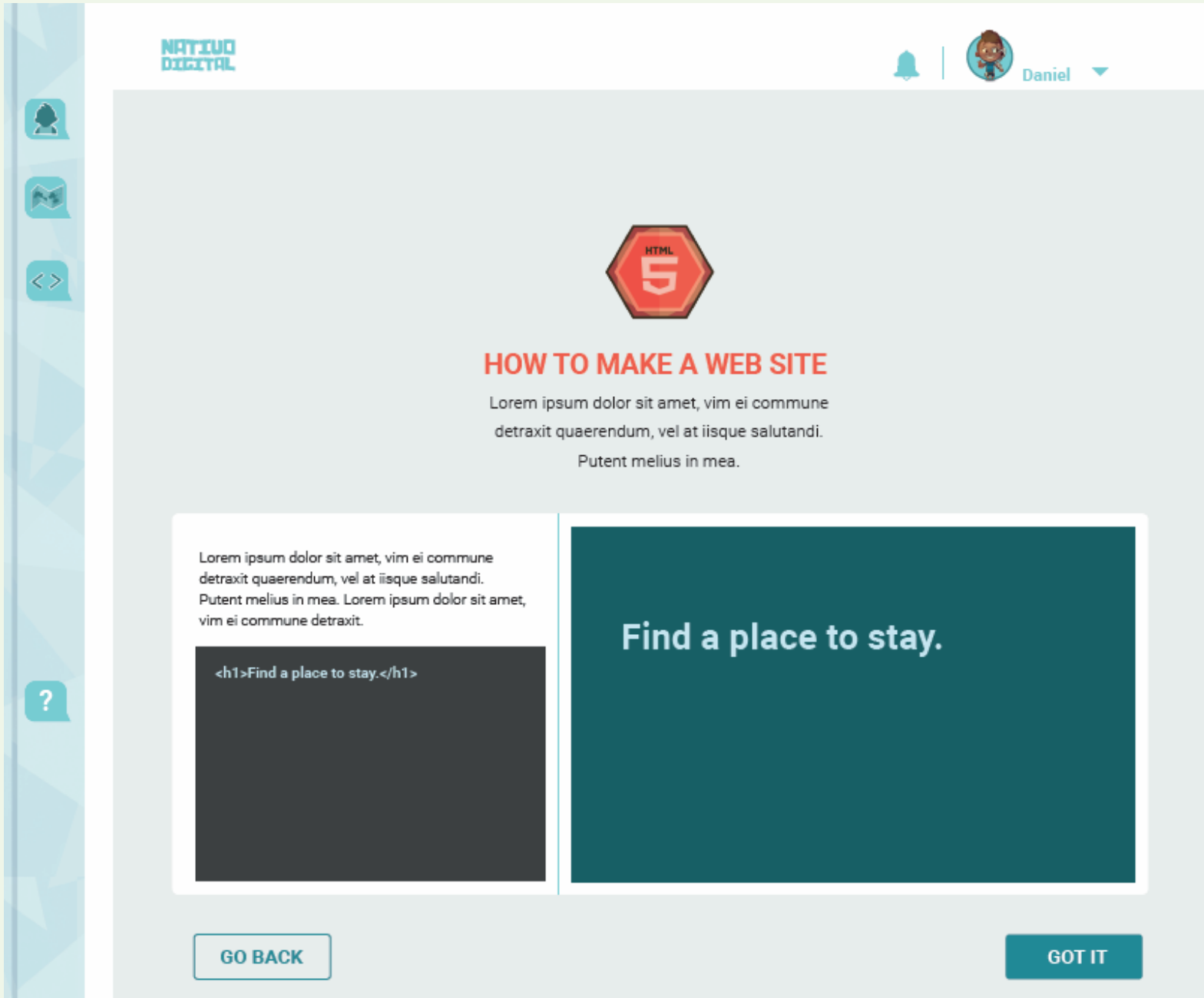
Learn all about coding, all while you play!

Select your favorite coding challenges.



MORE

HOW DOES IT WORK?



The screenshot shows a web editor interface. At the top left is the 'NATIUD DIGITAL' logo. At the top right are a notification bell icon and a user profile for 'Daniel'. On the left side, there is a vertical toolbar with icons for a person, a document, code symbols, and a question mark. The main content area has a red hexagonal icon with 'HTML' and a large '5'. Below it is the title 'HOW TO MAKE A WEB SITE' and a paragraph of Lorem Ipsum text. At the bottom, there are two buttons: 'GO BACK' and 'GOT IT'.

NATIUD DIGITAL

Notification | Daniel

HTML

HOW TO MAKE A WEB SITE

Lorem ipsum dolor sit amet, vim ei commune detraxit quaerendum, vel at iisque salutandi. Putent melius in mea.

Editor Content:

Lorem ipsum dolor sit amet, vim ei commune detraxit quaerendum, vel at iisque salutandi. Putent melius in mea. Lorem ipsum dolor sit amet, vim ei commune detraxit.

```
<h1>Find a place to stay.</h1>
```

Find a place to stay.

[GO BACK](#) [GOT IT](#)

WHAT IS NEXT?



CONATIVO

www.nativo.digital

HIGH-IMPACT GOALS + VISION

2016

+ 700 MAKERS

90%
JOB PLACEMENT

3.0x
INCOME

+ 200
ALLIES



2020

+ 500,000
MAKERS

100%
JOB PLACEMENT

5.0x
INCOME

+ 1000
ALLIES



bootcamps.online + on-site



*Technology education is the most powerful
weapon to change the world.*



World Tech Makers

Ilana Milkes
Co-founder y CEO

ilanamilkes@gmail.com

Phone: +57 319 6832823

Skype: ilanamilkez



www.worldtechmakers.com