

International Telecommunication Union

ITU-R
Radiocommunication Sector of ITU

Recommendation ITU-R F.1520-2
(02/2003)

**Radio-frequency arrangements for systems
in the fixed service operating
in the band 31.8-33.4 GHz**

F Series
Fixed service

Foreword

The role of the Radiocommunication Sector is to ensure the rational, equitable, efficient and economical use of the radio-frequency spectrum by all radiocommunication services, including satellite services, and carry out studies without limit of frequency range on the basis of which Recommendations are adopted.

The regulatory and policy functions of the Radiocommunication Sector are performed by World and Regional Radiocommunication Conferences and Radiocommunication Assemblies supported by Study Groups.

Policy on Intellectual Property Right (IPR)

ITU-R policy on IPR is described in the Common Patent Policy for ITU-T/ITU-R/ISO/IEC referenced in Annex 1 of Resolution ITU-R 1. Forms to be used for the submission of patent statements and licensing declarations by patent holders are available from <http://www.itu.int/ITU-R/go/patents/en> where the Guidelines for Implementation of the Common Patent Policy for ITU-T/ITU-R/ISO/IEC and the ITU-R patent information database can also be found.

Series of ITU-R Recommendations

(Also available online at <http://www.itu.int/publ/R-REC/en>)

Series	Title
BO	Satellite delivery
BR	Recording for production, archival and play-out; film for television
BS	Broadcasting service (sound)
BT	Broadcasting service (television)
F	Fixed service
M	Mobile, radiodetermination, amateur and related satellite services
P	Radiowave propagation
RA	Radio astronomy
RS	Remote sensing systems
S	Fixed-satellite service
SA	Space applications and meteorology
SF	Frequency sharing and coordination between fixed-satellite and fixed service systems
SM	Spectrum management
SNG	Satellite news gathering
TF	Time signals and frequency standards emissions
V	Vocabulary and related subjects

Note: This ITU-R Recommendation was approved in English under the procedure detailed in Resolution ITU-R 1.

Electronic Publication
Geneva, 2010

© ITU 2010

All rights reserved. No part of this publication may be reproduced, by any means whatsoever, without written permission of ITU.

RECOMMENDATION ITU-R F.1520-2*

Radio-frequency arrangements for systems in the fixed service operating in the band 31.8-33.4 GHz

(2001-2002-2003)

Scope

This Recommendation specifies radio-frequency channel arrangements for fixed service systems with channel separation of 3.5, 7, 14, 28 and 56 MHz (including 56 MHz block arrangements) in the band 31.8-33.4 GHz which has been identified for use for high density applications in the fixed service (HDFS).

The ITU Radiocommunication Assembly,

considering

- a) that the band 31.8-33.4 GHz is allocated, among others, to the fixed service (FS) on a primary basis;
- b) that the 31.8-33.4 GHz band is available for high-density applications in the FS;
- c) that sharing in the 31.8-33.4 GHz band with radionavigation service (RNS), space research service (deep space, space-to-Earth) and inter-satellite service is considered to be feasible;
- d) that harmonized RF arrangements can facilitate effective use of the spectrum;
- e) that several systems with various transmission signal characteristics and capacities may be in simultaneous use in this frequency band;
- f) that certain frequency block arrangements can be achieved by aggregating the frequency channels given in Annex 1;
- g) that it may sometimes be desirable to interleave additional RF channels between those of the main pattern;
- h) that a high degree of compatibility between FS systems of different frequency arrangements can be achieved by selecting channel centre frequencies within a homogeneous basic pattern;
- j) that each region or country will have specific needs in how to use the band;
- k) that different block sizes may be required to suit various applications,

recognizing

- a) that some applications in this frequency band may require differing architectures (point-to-point and multipoint systems), channel bandwidths, and systems characteristics including the accommodation of symmetrical and asymmetrical traffic; and may require the use of frequency block-based arrangements that may or may not align with the channel arrangement in Annex 1;
- b) that, in accordance with the Radio Regulations, administrations should take practical measures to minimize the potential interference between stations in the FS and airborne stations in the RNS in the 31.8-33.4 GHz band, taking into account the operational needs of the airborne radar systems,

* Study Group 5 made editorial amendments to this Recommendation (on 7-8 December 2009) in accordance with Resolution ITU-R 1.

noting

a) that Recommendation ITU-R F.1571 recommends that the airborne stations in the RNS are encouraged to use the centre gap in the radio-frequency (RF) arrangements for the FS in order to facilitate the compatibility between stations in the FS and RNS, in particular in the vicinity of urban areas,

recommends

1 that administrations should consider the RF channel arrangement given in Annex 1 for FS systems deployment in the 31.8-33.4 GHz frequency band;

2 that when additional RF channels interleaved between those of the main pattern, as described in Annex 1, are required, the values of the centre frequencies of these RF channels should be below those of the corresponding main channel frequencies by a value of half the considered channel spacing;

3 that those administrations wishing to implement FS systems in this band using a block-based frequency arrangement should consider the guidance given in Recommendation ITU-R F.1519;

4 that administrations wishing to implement block based arrangements, based on block-size increments of 56 MHz, should consider the arrangement in Annex 2;

5 that administrations are encouraged to avoid, where practicable, the use of the centre gap of the RF arrangements in order to facilitate the compatibility between stations in the FS and RNS, in particular in the vicinity of urban areas (see Note 1).

NOTE 1 – The centre gap to be avoided is at least 56 MHz as given in Annex 1.

Annex 1

Radio-frequency channel arrangement in the band 31.8-33.4 GHz

The RF channels for separations of 3.5 MHz, 7 MHz, 14 MHz, 28 MHz and 56 MHz shall be derived as follows:

let f_r be the reference frequency of 32 599 MHz,

f_n be the centre frequency (MHz) of the RF channel in the lower half of the band,

f'_n be the centre frequency (MHz) of the RF channel in the upper half of the band,

frequency duplex spacing = 812 MHz,

then the frequencies (MHz) of individual channels are expressed by the following relationships:

a) for channel separation of 56 MHz:

lower half of the band: $f_n = f_r - 756 + 56 n$

upper half of the band: $f'_n = f_r + 56 + 56 n$

where:

$n = 1, 2, 3, \dots 12$

- b) for a channel separation of 28 MHz:
 lower half of the band: $f_n = f_r - 798 + 28 n$
 upper half of the band: $f'_n = f_r + 14 + 28 n$

where:

$$n = 1, 2, 3, \dots 27$$

- c) for a channel separation of 14 MHz:
 lower half of the band: $f_n = f_r - 791 + 14 n$
 upper half of the band: $f'_n = f_r + 21 + 14 n$

where:

$$n = 1, 2, 3, \dots 54$$

- d) for a channel separation of 7 MHz:
 lower half of the band: $f_n = f_r - 787.5 + 7 n$
 upper half of the band: $f'_n = f_r + 24.5 + 7 n$

where:

$$n = 1, 2, 3, \dots 108$$

- e) for a channel separation of 3.5 MHz:
 lower half of the band: $f_n = f_r - 785.75 + 3.5 n$
 upper half of the band: $f'_n = f_r + 26.25 + 3.5 n$

where:

$$n = 1, 2, 3, \dots 216.$$

NOTE 1 – Systems using time division duplex (TDD) techniques can also operate in the above-defined sub-bands.

Centre gap = 56 MHz for the 3.5, 7, 14 and 28 MHz channel separation, 140 MHz for the 56 MHz channel separation.

TABLE 1
 Calculated parameters according to Recommendation ITU-R F.746

<i>XS</i> (MHz)	<i>n</i>	<i>f</i> ₁ (MHz)	<i>f</i> _{<i>n</i>} (MHz)	<i>f</i> ' ₁ (MHz)	<i>f</i> ' _{<i>n</i>} (MHz)	<i>ZS</i> ₁ (MHz)	<i>ZS</i> ₂ (MHz)	<i>YS</i> (MHz)	<i>DS</i> (MHz)
56	1, ..., 12	31 899	32 515	32 711	33 327	99	73	196	812
28	1, ..., 27	31 829	32 557	32 641	33 369	29	31	84	812
14	1, ..., 54	31 822	32 564	32 634	33 376	22	24	70	812
7	1, ..., 108	31 818.5	32 567.5	32 630.5	33 379.5	18.5	20.5	63	812
3.5	1, ..., 216	31 816.75	32 569.25	32 628.75	33 381.25	16.75	18.75	59.5	812

XS: separation between centre frequencies of adjacent channels.

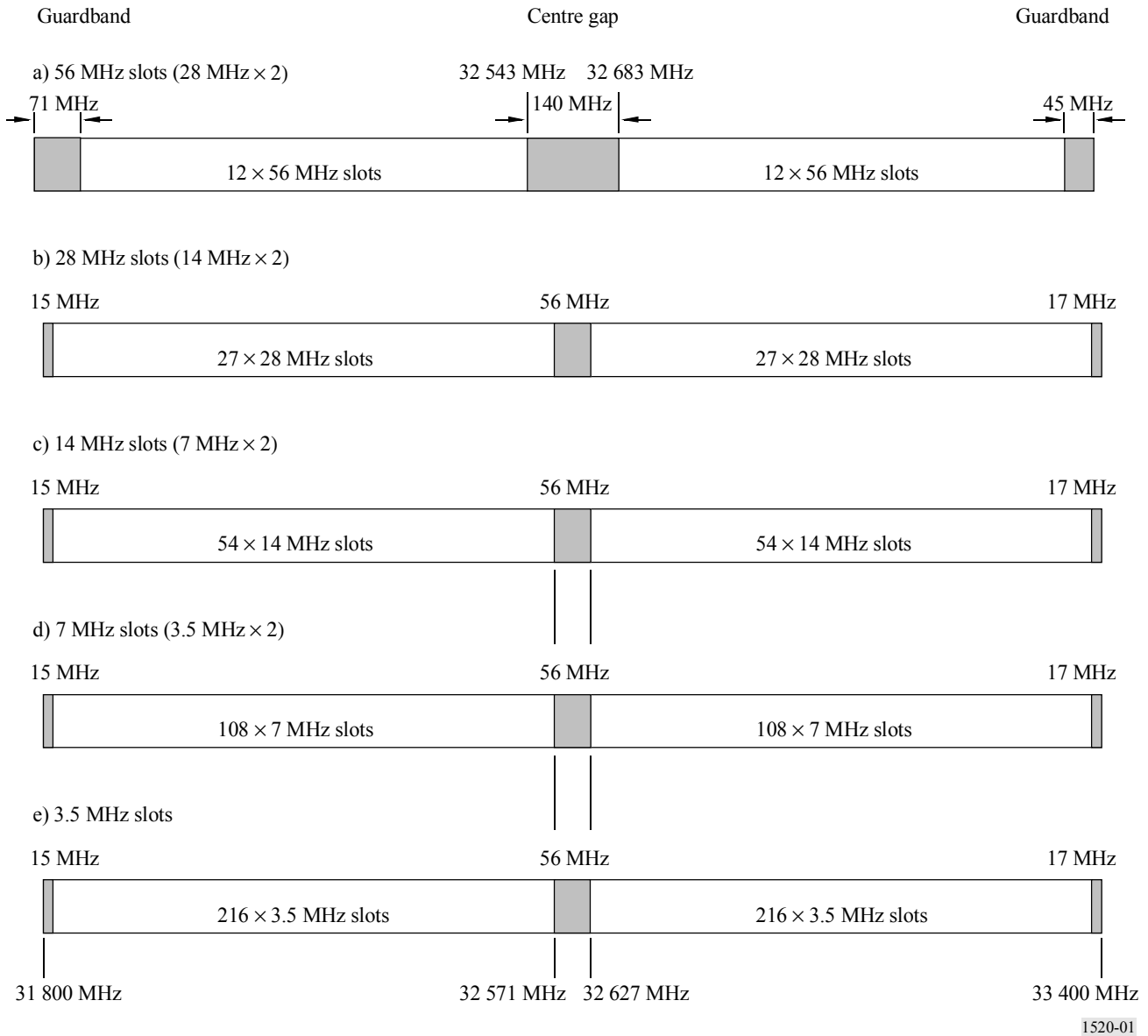
YS: separation between centre frequencies of the closest go and return channels.

*ZS*₁: separation between the lower band edge and the centre frequency of the lowest channel in the lower sub-band.

*ZS*₂: separation between centre frequency of the highest channel in the upper sub-band and the upper band edge.

DS: duplex spacing (*f*'_{*n*} – *f*_{*n*}).

FIGURE 1
Occupied spectrum: 31.8 to 33.4 GHz band



Annex 2

Radio-frequency block arrangement in the band 31.8-33.4 GHz using block size increments of 56 MHz

This Annex provides an example RF block arrangement for the band 31.8-33.4 GHz using block size increments of 56 MHz. Guidance is provided on a flexible approach to specifying portions of the band for RF channel assigned point-to-point systems and RF block allocated systems.

For frequency division duplex (FDD) the band is divided into twelve (56 + 56) MHz symmetrically paired frequency blocks as follows:

TABLE 2

Paired block	Lower frequency sub-band block (MHz)	Upper frequency sub-band block (MHz)
A/A'	31 871-31 927	32 683-32 739
B/B'	31 927-31 983	32 739-32 795
C/C'	31 983-32 039	32 795-32 851
D/D'	32 039-32 095	32 851-32 907
E/E'	32 095-32 151	32 907-32 963
F/F'	32 151-32 207	32 963-33 019
G/G'	32 207-32 263	33 019-33 075
H/H'	32 263-32 319	33 075-33 131
I/I'	32 319-32 375	33 131-33 187
K/K'	32 375-32 431	33 187-33 243
L/L'	32 431-32 487	33 243-33 299
M/M'	32 487-32 543	33 299-33 355

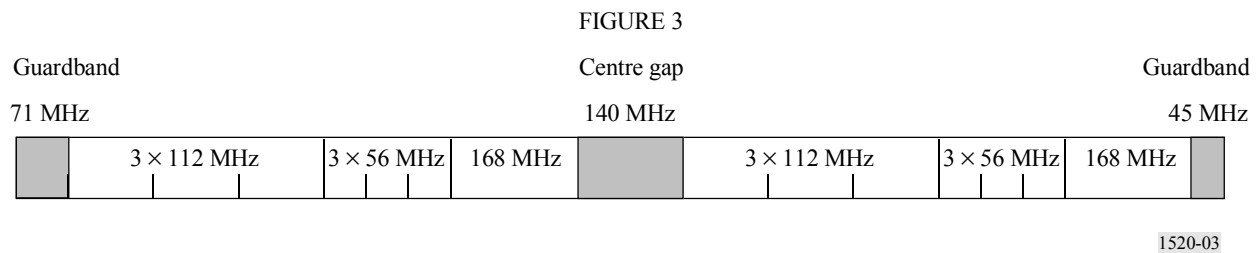
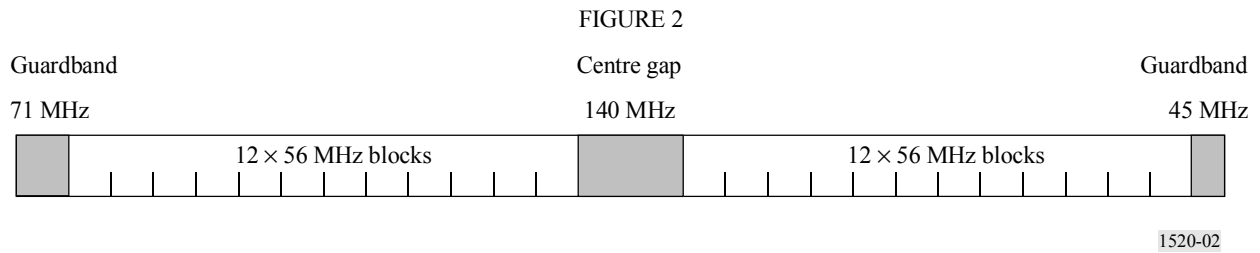
Different RF block arrangements can be achieved by aggregating the frequency blocks specified in Table 2.

As an example, the band may contain several aggregated blocks, arranged in a way shown in Table 3.

TABLE 3

Paired block	Lower frequency block (MHz)	Upper frequency block (MHz)
1 (2 × 112 MHz block)	31 871-31 983	32 683-32 795
2 (2 × 112 MHz block)	31 983-32 095	32 795-32 907
3 (2 × 112 MHz block)	32 095-32 207	32 907-33 019
4 (2 × 56 MHz block)	32 207-32 263	33 019-33 075
5 (2 × 56 MHz block)	32 263-32 319	33 075-33 131
6 (2 × 56 MHz block)	32 319-32 375	33 131-33 187
7 (2 × 168 MHz block)	32 375-32 543	33 187-33 355

The 56 MHz block arrangement and possible aggregation are shown below in Figs. 2 and 3, respectively.



For FDD systems, the blocks located in the lower part of each sub-band should be used preferably with the upper sub-band for uplink transmissions, and lower sub-band for downlink transmissions. Systems using TDD can also operate in the above-defined sub-bands.

Arrangements stated in Figs. 2 and 3 do not preclude the use of other blocks or block pairs.