

The Global E-waste Monitor 2017

Executive Summary

Quantities, Flows, and Resources

Authored by Baldé, C. P., Forti, V., Gray, V., Kuehr, R., Stegmann, P.



UNITED NATIONS
UNIVERSITY

UNU-VIE SCYCLE

Sustainable Cycles Programme



ISWA

International Solid Waste Association

The Global E-waste Monitor 2017

Quantities, Flows, and Resources

Authored by
Baldé, C. P., Forti, V., Gray, V., Kuehr, R., Stegmann, P.

Copyright and Publication Information

Contact information:

For inquiries please contact the corresponding author, Baldé, C.P., via balde@vie.unu.edu

Please cite this publication as

Baldé, C.P., Forti V., Gray, V., Kuehr, R., Stegmann, P. : The Global E-waste Monitor – 2017, United Nations University (UNU), International Telecommunication Union (ITU) & International Solid Waste Association (ISWA), Bonn/Geneva/Vienna.

ISBN

ISBN Printed Version (UNU): 978-92-808-9053-2 / (ITU) 978-92-61-26311-9

ISBN Electronic Version (UNU): 978-92-808-9054-9 / (ITU) 978-92-61-26321-8

ISSN

2522-7033

Disclaimer

United Nations University (UNU) is an autonomous organ of the UN General Assembly dedicated to generating and transferring knowledge and strengthening capacities relevant to global issues of human security, development, and welfare. The University operates through a worldwide network of research and training centres and programmes, coordinated by UNU Centre in Tokyo. www.unu.edu

The International Telecommunication Union (ITU) is the leading United Nations agency for information and communication technologies (ICTs), driving innovation in ICTs together with 193 member states and a membership of nearly 800 private sector entities and academic institutions. Established over 150 years ago in 1865, ITU is the intergovernmental body responsible for coordinating the shared global use of the radio spectrum, promoting international cooperation in assigning satellite orbits, improving communication infrastructure in the developing world, and establishing the worldwide standards that foster the seamless interconnection of a vast range of communications systems. From broadband networks to cutting-edge wireless technologies, aeronautical and maritime navigation, radio astronomy, oceanographic and satellite-based earth monitoring, as well as converging fixed-mobile phone, Internet and broadcasting technologies, ITU is committed to connecting the world. www.itu.int

ISWA – the International Solid Waste Association – is a global, independent and non-profit making association, working in the public interest and is the only worldwide association promoting sustainable, comprehensive and professional waste management.

The designations employed and the presentation of the material in this publication do not imply the expression of any opinion whatsoever on the part of the United Nations University (UNU) or the International Telecommunication Union (ITU) concerning the legal status of any country, territory, city, or area, or of its authorities, or concerning delimitation of its frontiers or boundaries. Moreover, the views expressed do not necessarily represent those of the UNU or ITU, nor does citing of trade names, companies, schemes, or commercial processes constitute endorsement.

This publication is licensed by the United Nations University and the International Telecommunication Union under a Creative Commons Attribution Noncommercial-Share Alike 3.0 IGO License. Please take the time to learn more about Creative Commons.



© UNU and ITU, 2017

Your fair use and other rights are in no way affected by the above.

Foreword

It is our pleasure to present to you the 2017 Global E-waste Monitor, a joint effort of the United Nations University (UNU), the International Telecommunication Union (ITU), and the International Solid Waste Association (ISWA) to increase awareness and draw attention to the growing issue of electronic-waste.

More and more people are joining the global information society and digital economy, and are benefiting from the opportunities they offer. More and faster networks, and new applications and services delivered at increasingly high speeds, have brought new opportunities to many people, particularly in the areas of health, education, government, entertainment, and commerce. In parallel, higher levels of disposable incomes, urbanization, and industrialization in many developing countries are leading to growing amounts of electrical and electronic equipment and, consequently, to greater amounts of e-waste.

Discarded equipment, such as phones, laptops, fridges, sensors, and TVs contain substances that pose considerable environmental and health risks, especially if treated inadequately. Most e-waste is not properly documented and not treated through appropriate recycling chains and methods. At the same time, e-waste streams challenge the efforts towards a circular economy as valuable and scarce resources are wasted. This report represents an important step to identify current challenges and solutions.

Indeed, this report shows that the amounts of e-waste continue to grow, while too little is recycled. By 2016, the world generated 44.7 million metric tonnes (Mt) of e-waste and only 20% was recycled through appropriate channels. Although 66% of the world's population is covered by e-waste legislation, more efforts must be made to enforce, implement, and encourage more countries to develop e-waste policies.

The report also highlights the lack of reliable e-waste data at the country level. Often, merely anecdotal evidence is available on the production, management, and recycling of e-waste, and only 41 countries in the world collect international statistics on e-waste.

To address these challenges, UNU, ITU, and ISWA joined forces, and in January 2017 launched the Global Partnership for E-waste Statistics. Its objective is to help countries produce e-waste statistics and to build a global e-waste database to track developments over time. Better data is an important step towards addressing the e-waste challenge. Statistics help to evaluate developments over time, set and assess targets, and identify best practices of policies. Better e-waste data will eventually contribute to minimizing e-waste generation, prevent illegal dumping and improper treatment of e-waste, promote recycling, and create jobs in the refurbishment and recycling sector.

This 2017 edition of the Global E-waste Monitor is an important achievement of the Partnership and will inform policy makers, industries, and businesses to enhance the understanding and interpretation of global e-waste data, thus communicating the data to the general public and relevant stakeholders. The Partnership further aims to map recycling opportunities from e-waste, pollutants, and e-waste related health effects, along with building national and regional capacities to help countries produce reliable

and comparable e-waste statistics that can identify best practices of global e-waste management. Ultimately, its work will contribute to the achievement of Sustainable Development Goals (SDG) 11.6 and 12.5 by monitoring relevant waste streams and tracking the ITU Connect 2020 target 3.2 on e-waste.

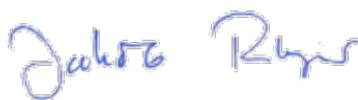
We would like to thank all authors and contributors to this report, and would like to invite you to support the Global Partnership for E-waste Statistics and its continuous efforts to improve global e-waste management.



Brahima Sanou

Director

Telecommunication Development Bureau
International Telecommunication Union
(ITU)



Jakob Rhyner

Vice-Rector in Europe

United Nations University
(UNU)



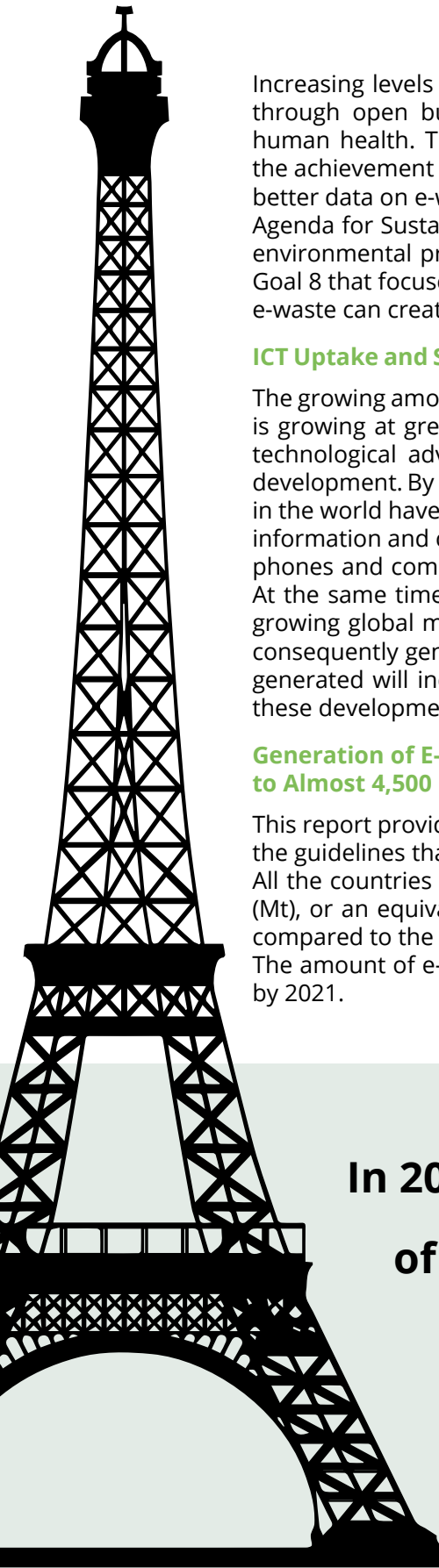
Antonis Mavropoulos

President

International Solid Waste Association
(ISWA)

Geneva, Bonn, Vienna - November 2017

Executive Summary



Increasing levels of electronic waste, and its improper and unsafe treatment and disposal through open burning or in dumpsites, pose significant risks to the environment and human health. They also present several challenges to sustainable development, and to the achievement of the Sustainable Development Goals (SDGs). A better understanding and better data on e-waste will contribute towards the achievement of several goals of the 2030 Agenda for Sustainable Development. In particular, it will help address the SDGs related to environmental protection (Goals 6, 11, 12, and 14) and health (Goal 3). It will also address Goal 8 that focuses on employment and economic growth, since the sound management of e-waste can create new areas of employment and drive entrepreneurship.

ICT Uptake and Shorter Replacement Cycles Are Contributing to the Growth of E-waste

The growing amount of e-waste is the result of several trends. The global information society is growing at great speed. It is characterized by an increasing number of users and rapid technological advances that are driving innovation, efficiency, and social and economic development. By 2017, close to half the world's population uses the internet and most people in the world have access to mobile networks and services. Many people own more than one information and communication technology (ICT) device, and replacement cycles for mobile phones and computers, and also for other devices and equipment, are becoming shorter. At the same time, disposable incomes in many developing countries are increasing and a growing global middle-class is able to spend more on electrical and electronic equipment, consequently generating more e-waste. Current trends suggest that the amount of e-waste generated will increase substantially over the next decades, and that better data to track these developments are needed.

Generation of E-waste Has Grown to 44.7 Million Metric Tonnes Annually - Equivalent to Almost 4,500 Eiffel Towers

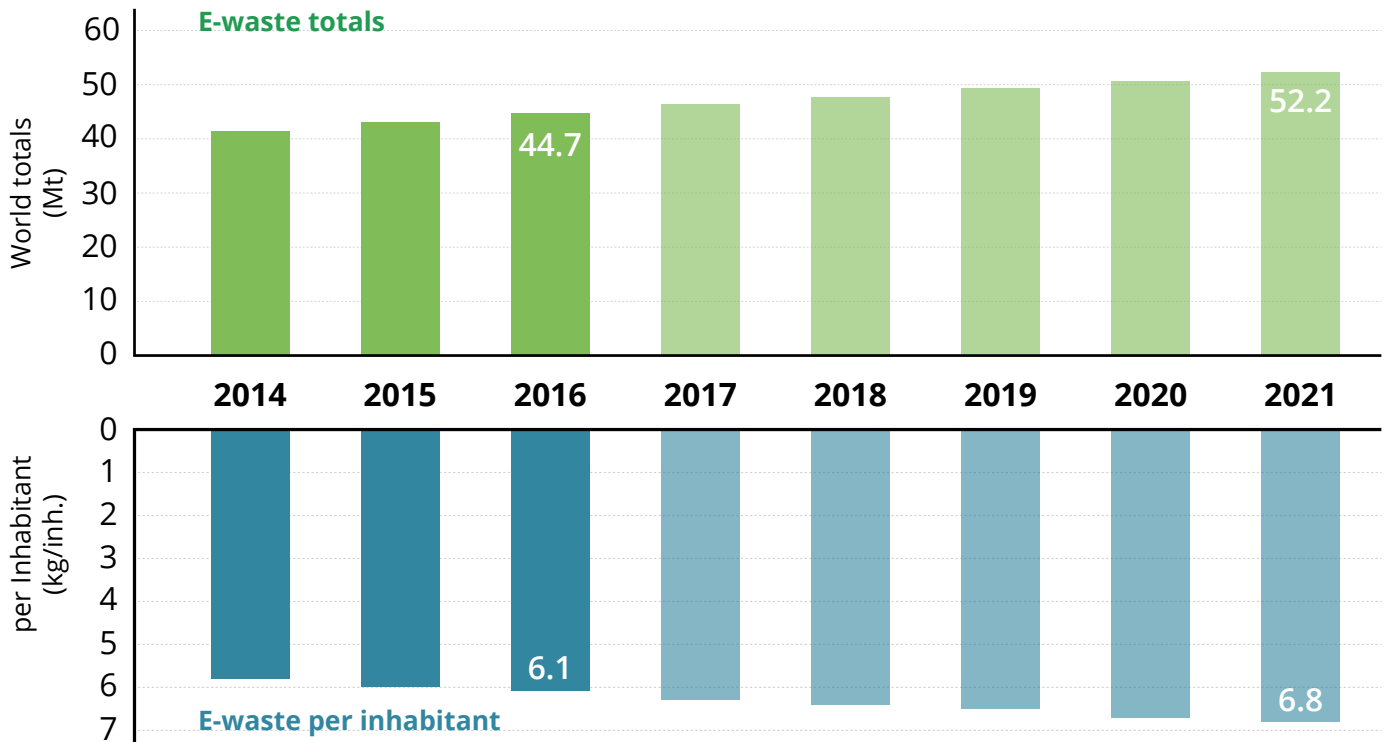
This report provides the most comprehensive overview of global e-waste statistics following the guidelines that were developed by the Partnership on Measuring ICT for Development¹. All the countries in the world combined generated a staggering 44.7 million metric tonnes (Mt), or an equivalent of 6.1 kilogram per inhabitant (kg/inh), of e-waste annually in 2016, compared to the 5.8 kg/inh generated in 2014. This is close to 4,500 Eiffel Towers each year. The amount of e-waste is expected to increase to 52.2 million metric tonnes, or 6.8 kg/inh, by 2021.

In 2016, **44.7** million metric tonnes
of e-waste were generated.

This is an equivalent of almost

4,500 Eiffel towers.

Global e-waste generated

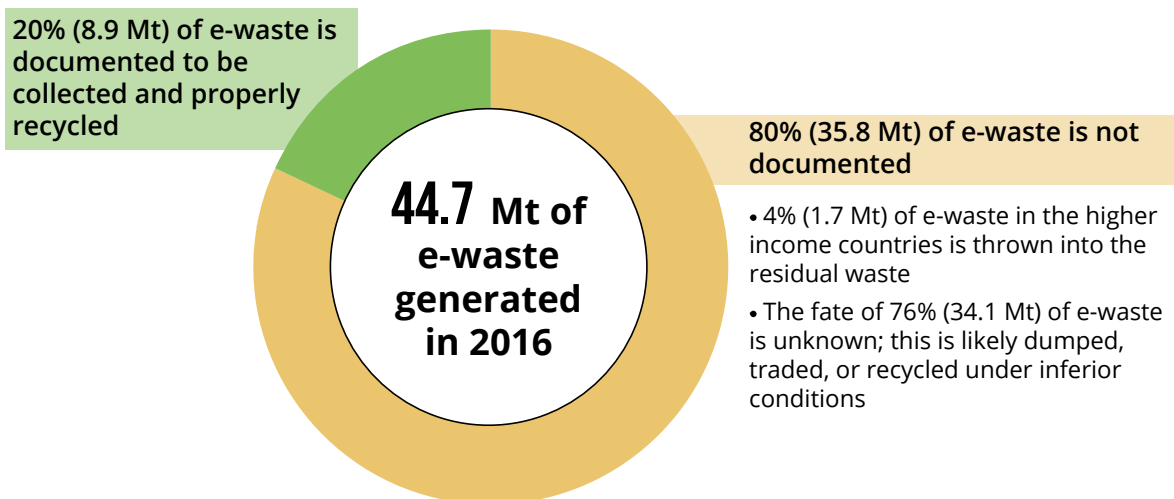


Note: 2017-2021 are estimates

Only 20% of E-waste Generated Is Documented To Be Collected and Recycled

Of those 44.7 Mt, approximately 1.7 Mt are thrown into the residual waste in higher-income countries, and are likely to be incinerated or land-filled. Globally, only 8.9 Mt of e-waste are documented to be collected and recycled, which corresponds to 20% of all the e-waste generated.

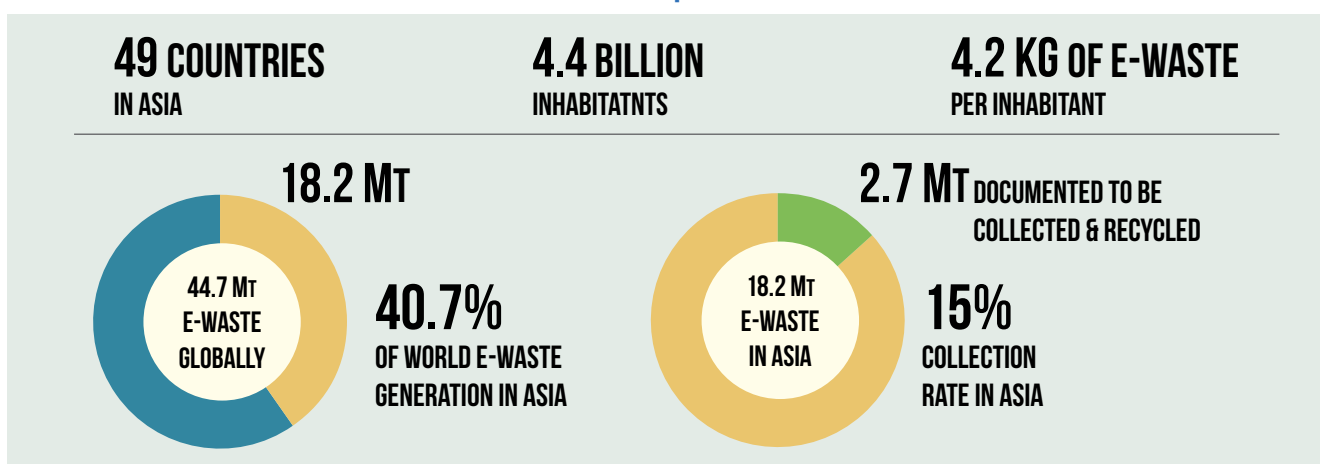
Collection methods of e-waste in 2016



Asia Generates the Greatest Amounts of E-waste; Africa the Least, Both in Total and Per Inhabitant

In 2016, Asia was the region that generated by far the largest amount of e-waste (18.2 Mt), followed by Europe (12.3 Mt), the Americas (11.3 Mt), Africa (2.2 Mt), and Oceania (0.7 Mt). While the smallest in terms of total e-waste generated, Oceania was the highest generator of e-waste per inhabitant (17.3 kg/inh), with only 6% of e-waste documented to be collected and recycled. Europe is the second largest generator of e-waste per inhabitant with an average of 16.6 kg/inh; however, Europe has the highest collection rate (35%). The Americas generate 11.6 kg/inh and collect only 17% of the e-waste generated in the countries, which is comparable to the collection rate in Asia (15%). However, Asia generates less e-waste per inhabitant (4,2 kg/inh). Africa generates only 1.9 kg/inh and little information is available on its collection rate. The report provides regional breakdowns for Africa, Americas, Asia, Europe, and Oceania.

E-waste snapshot: Asia



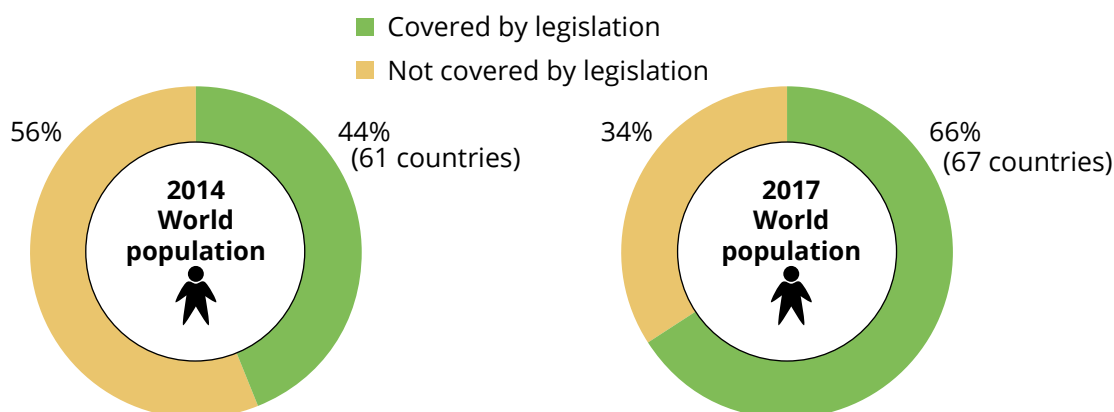
Only 41 Countries Have Official E-waste Statistics

The low collection rate compared to the total amount of e-waste generated is partly explained by the fact that only 41 countries have official e-waste statistics. For 16 other countries, e-waste quantities were gathered from research and estimated. The fate of a large majority of the e-waste (34.1 Mt) is simply unknown. In countries where there is no national e-waste legislation in place, e-waste is likely treated as other or general waste. This is either land-filled or recycled, along with other metal or plastic wastes. There is the high risk that the pollutants are not taken care of properly, or they are taken care of by an informal sector and recycled without properly protecting the workers, while emitting the toxins contained in e-waste.

More Countries Adopt E-waste Legislation

Although the e-waste challenge is on the rise, a growing number of countries are adopting e-waste legislation. Currently, 66% of the world population is covered by national e-waste management laws, an increase from 44% that were covered in 2014.

World population (and number of countries) covered by e-waste legislation in 2014 and 2017



The large increase was mainly attributed to India, where legislation was adopted in 2016. The most populous countries in Asia currently have e-waste rules, whereas only a handful of countries in Africa have enacted e-waste-specific policies and legislations. However, it must also be noted that countries with national e-waste management laws do not always enforce the law. Many countries lack measurable collection and recycling targets that are essential for effective policies.


Currently available statistics are not able to track the amount of e-waste or used electronics shipped from richer to poor sub-regions in the world. One case study on Nigeria showed that in 2015/2016, EU member states were the origin of around 77% of Used Electric and Electronic Equipment (UEEE) imported into Nigeria. Sometimes, used equipment is actually broken upon arrival and should be considered e-waste. Even if parts may be repairable or directly usable as second-hand goods, they are likely to become e-waste as well. Since low-income countries generally have less e-waste management infrastructure than higher income economies, these are alarming trends that need to be addressed.

The type of e-waste covered by legislation differs considerably throughout countries, causing difficulties in coordinating collected and recycled e-waste amounts. Without better statistics on e-waste, and closing the main data gaps of current e-waste statistics, it is impossible to measure the effectiveness of existing and new legislation to show any potential improvements in the future. It is also difficult to provide data that guides business developments.

Huge Amounts of Raw Materials Are Wasted

E-waste statistics are not only relevant in terms of the environmental impact; there is also an important economic component to the debate. The total value of all raw materials present in e-waste is estimated at approximately 55 Billion Euros in 2016, which is more than the 2016 Gross Domestic Product of most countries in the world. The value of secondary raw materials after waste management is just a fraction of the value of its components or the price of used appliances. Circular economy models need to be adopted to encourage closing the loop of materials through better design of components, recycling, reusing, etc., while mitigating the environmental pollution. Therefore, the circular economy concept offers huge economic and employment opportunities for e-waste management; the presented 55 Billion Euros of secondary materials is an underestimate of those economic opportunities. This calls for the development of proper legislation to manage e-waste that's supported by data to show both the environmental and economic benefits the the better management of e-waste.

Potential value of raw materials in e-waste in 2016





financially supported by



Federal Ministry
for Economic Cooperation
and Development