

Core indicators on ICT infrastructure and access

How to establish an ICT Indicator database in Indonesia
Jakarta, 29 October – 2 November 2007

Telco Operators in Indonesia



Technology & Coverage...

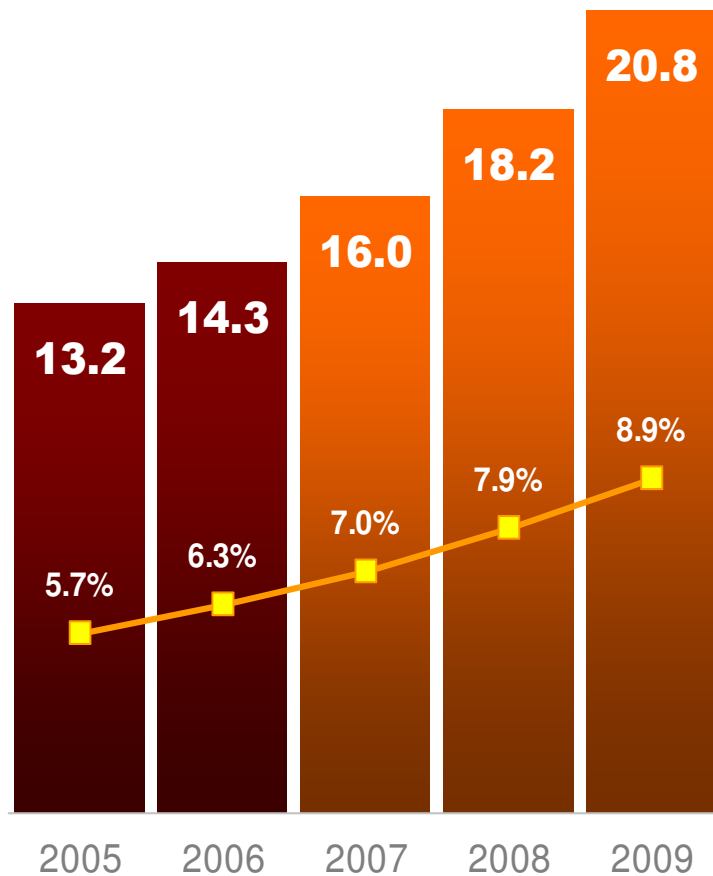
	Technology	License
<ul style="list-style-type: none"> • Mobile-8 Fren • Smart 	CDMA (Cellular)	Nation wide
<ul style="list-style-type: none"> • Telkomsel • Indosat • Excelcomindo • Natrindo 		
<ul style="list-style-type: none"> • Cyber Access (CAC) 	CDMA (Fixed Wireless Access)	Nation wide
<ul style="list-style-type: none"> • Telkom Flexi • Indosat StarOne • Bakrie Tel Esia 		
<ul style="list-style-type: none"> • TELKOM • BBT 		
<ul style="list-style-type: none"> • Sampoerna Tel 	NMT - 450	Regional

Customers & Teledensity Forecast



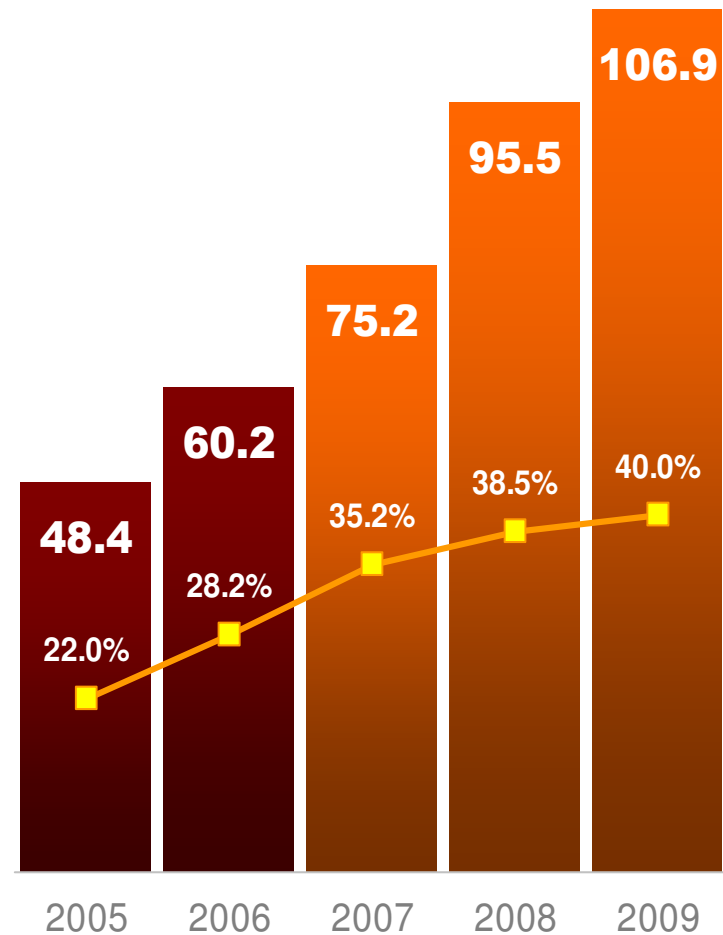
Fixed Phones

Subscriber (mn)
Teledensity



Mobile Phones

Subscriber (mn)
Teledensity



Source : BMI Q1/2007

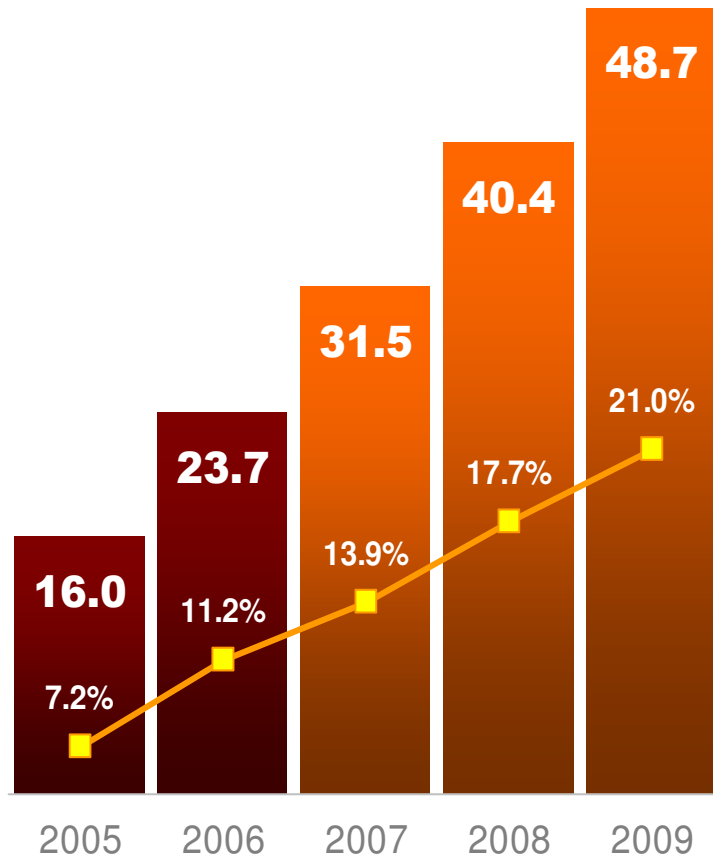
Customers & Teledensity Forecast

2005-2009



Internet User

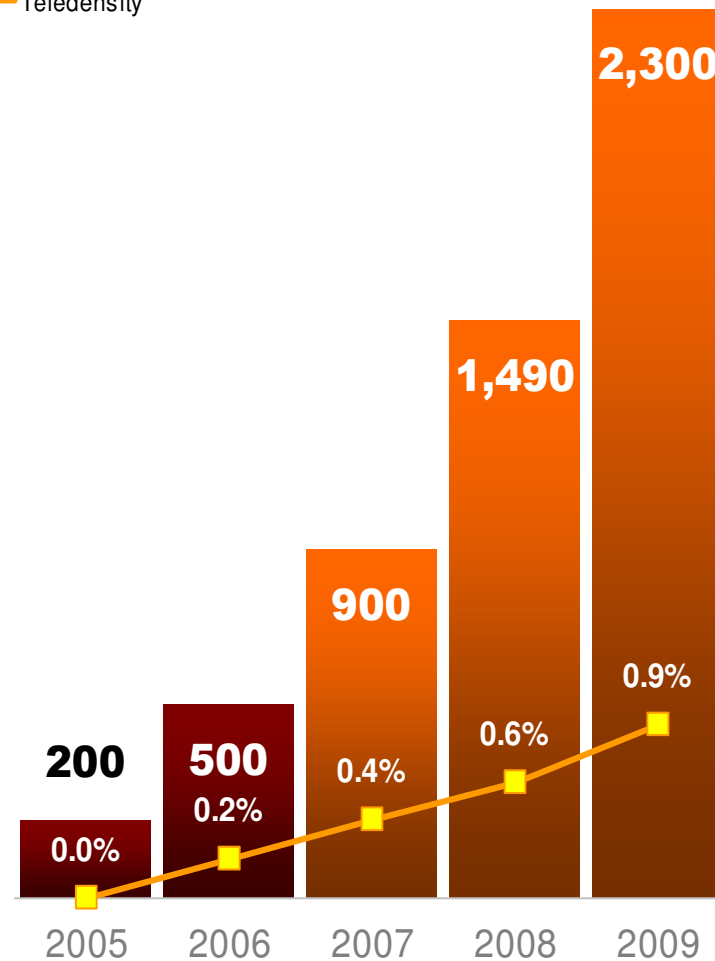
Subscriber (mn)
Teledensity



Source : BMI Q1/2007

Broadband User

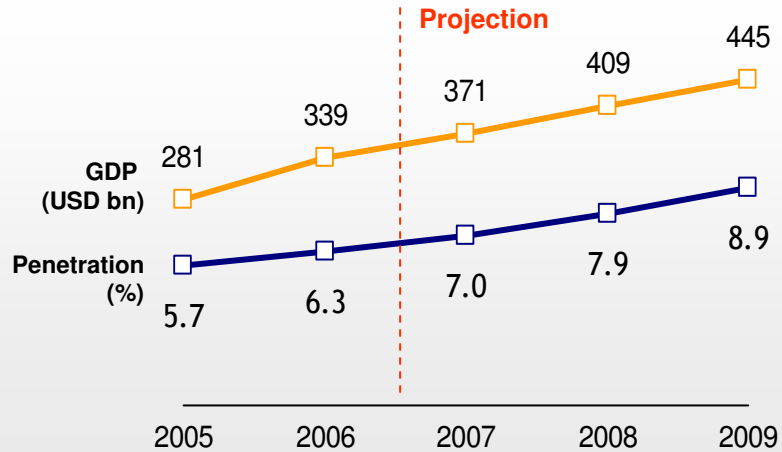
Subscriber ('000)
Teledensity



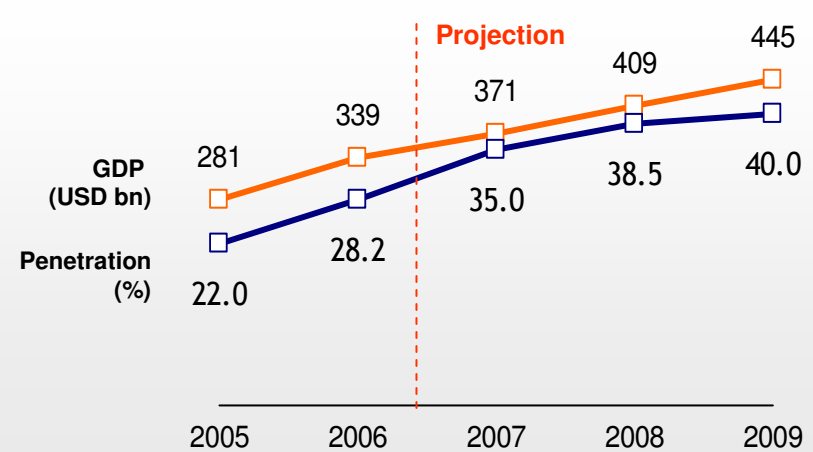
GDP vs. Penetration



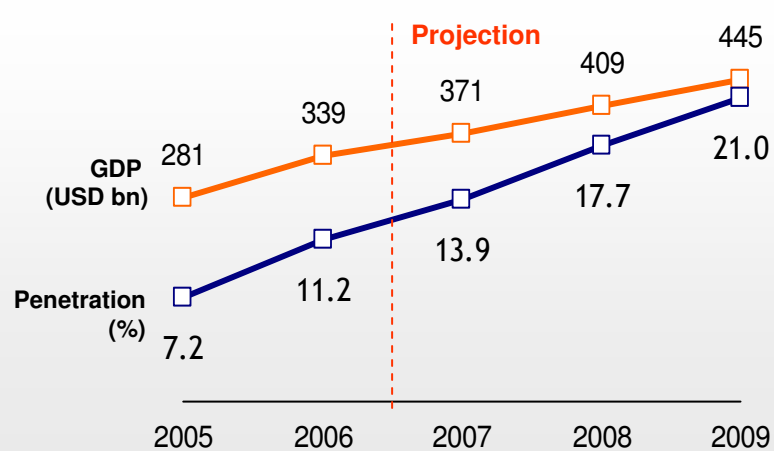
Fixed Phones



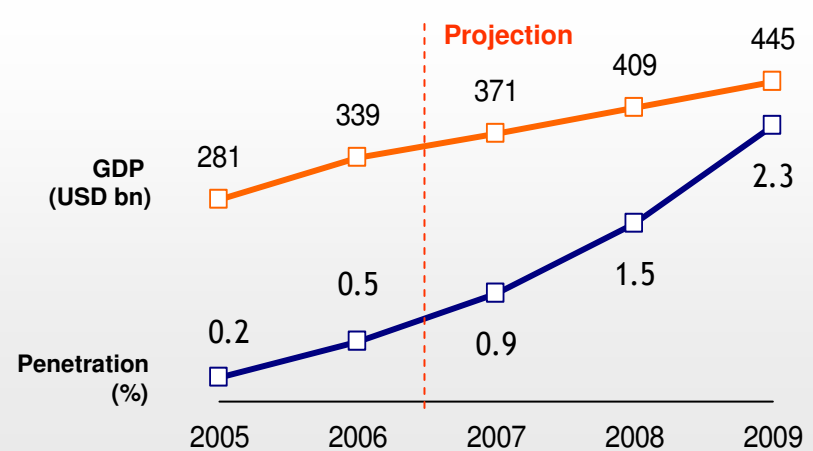
Mobile Phones



Internet Users



Broadband Users

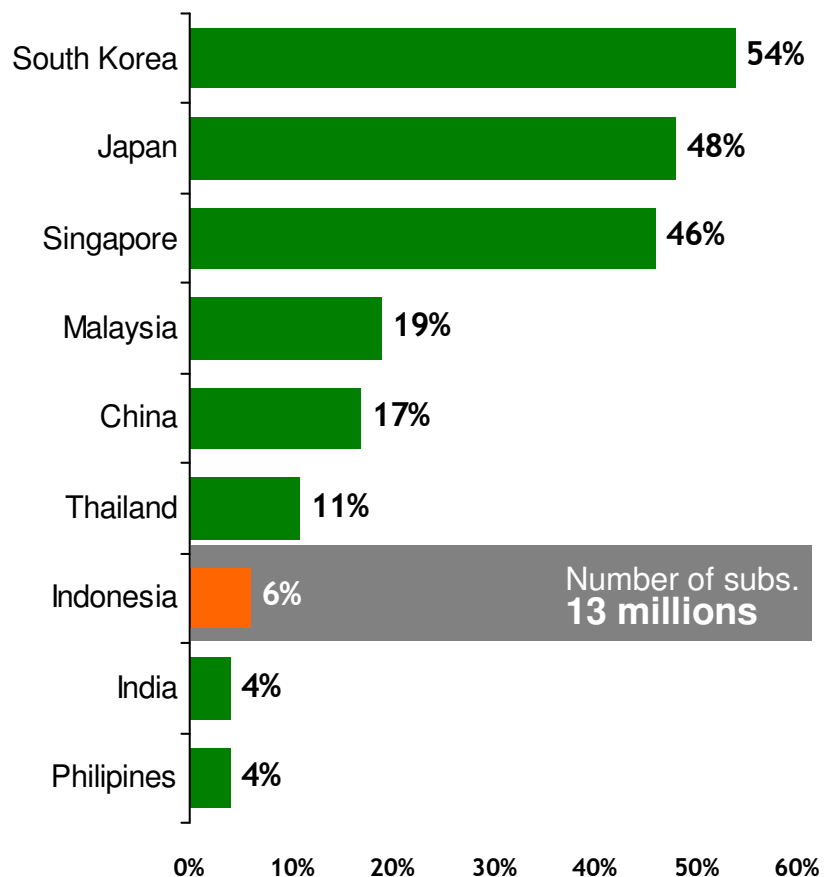


Cellular and Fixed Phone Penetration



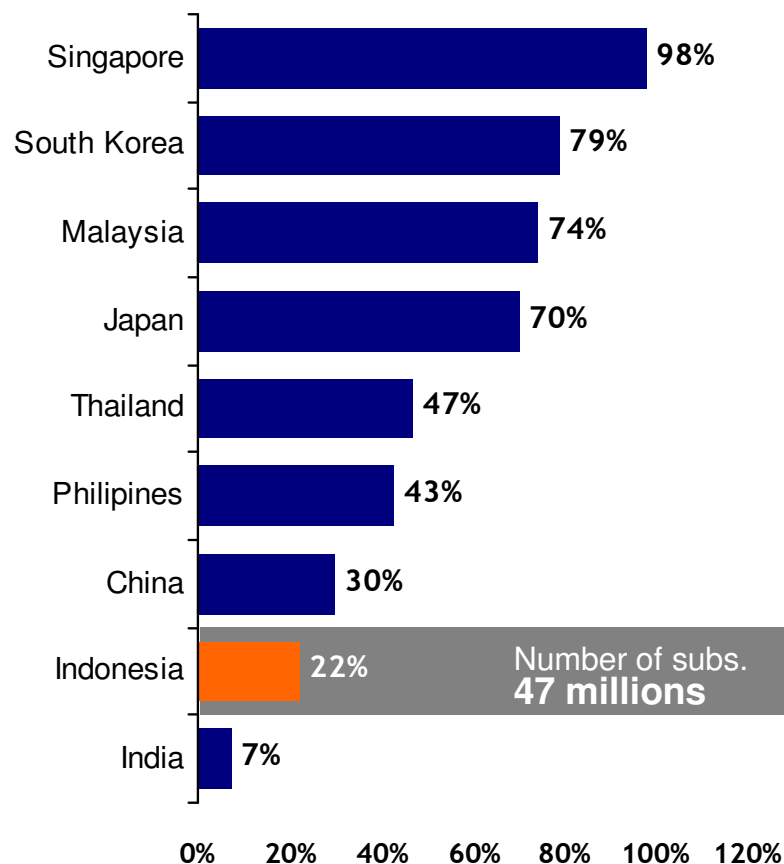
Fixed Phone Penetration

as of June 30, 2006

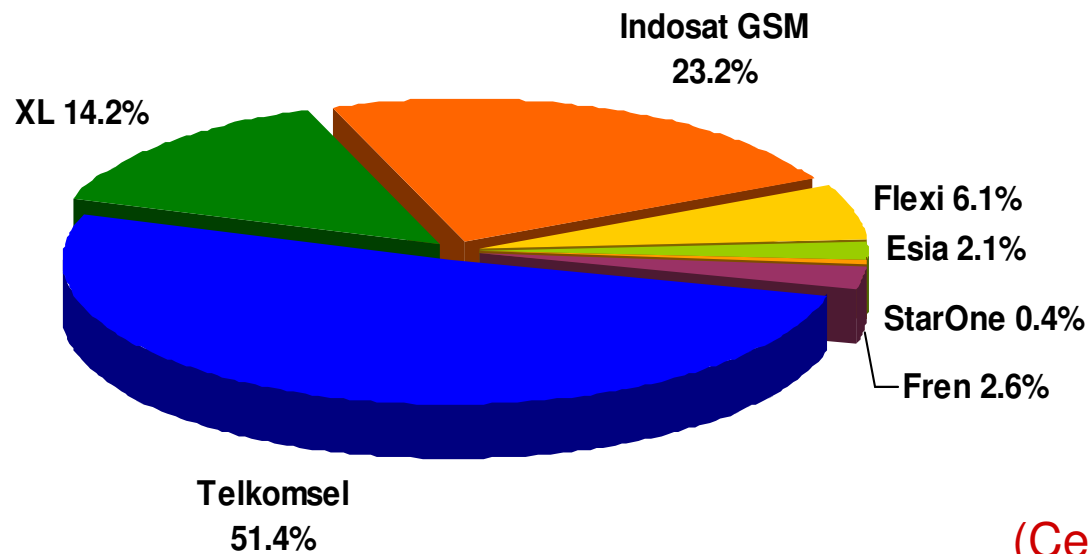


Cellular Penetration

as of June 30, 2006

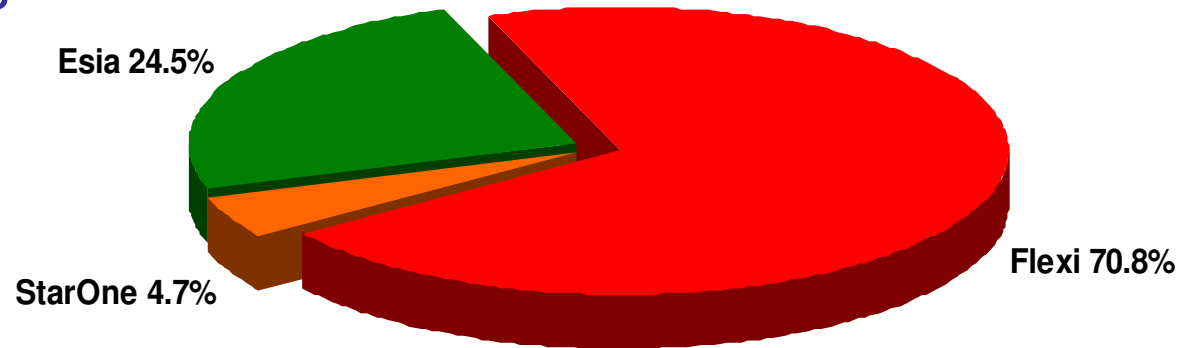


Market Share Mobile (2006)

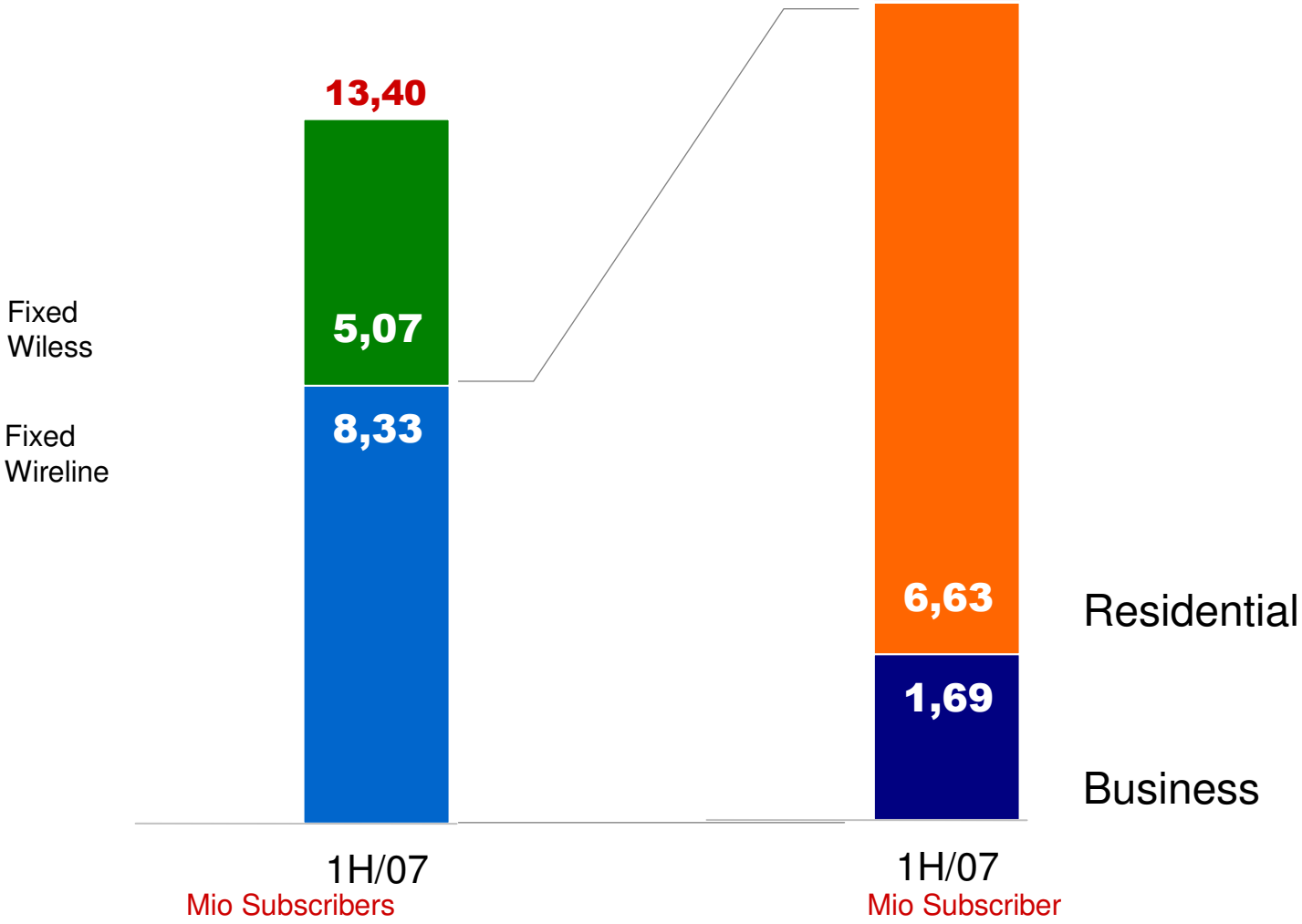


Mobile Phone
(Cellular & Fixed Wireless)

Fixed Wireless




Fixed Line Subscriber...



TELKOM Group Main Products...



Internet Broadband



International Call




Fixed Wireless



Mobile e-mail



Pay-TV



Satellite Services



Dial Up Internet



Cellular

TELKOM Group Penetration & Contribution



as of December, 2006



Fixed Wireline

8,7 M

- TELKOM 99%
- BBT <1%

Penetration
4%



Fixed Wireless

5,72 M

- TELKOM 71%
- Indosat
- Bakrie

Penetration
2.6%



Cellular

62 M

- Telkomsel 56%
- Indosat
- Excel
- Others

Penetration
28.6%



Internet

25 M

- Internet Kiosk 43%
- Campuses 3%
- Schools 1%
- Offices 41%
- Households 12%

Penetration
11.4%



Broadband

150 K

- Speedy 65%
- Wireless BB
- Others

Penetration
0.1%

TELKOM Group Coverage & Subscribers



30 September 2007

Coverage

	Total	Coverage	%
Provinsi	33	33	100
Kabupaten	440	440	100
Kecamatan	5.641	3.102	55
Desa	71.555	23.759	33

Coverage (30 September 2007)

TELKOM Subscriber : **14 Juta**

- Java = **70%**
- The rest = **30%**

Pelanggan Telkomsel : **44 Juta**

- Coverage Kecamatan Java, Bali, Sumatera **100%**
- Coverage Kecamatan Kalimantan, Sulawesi, NUSRA, Maluku, Papua **>50%**

TELKOM Group Subscriber: **58 Juta**

Source: BPS July 2007

ICT infrastructure and access - Telecommunications -



- Fixed telephone lines per 100 inhabitants
- Mobile cellular subscribers per 100 inhabitants
- Percentage of population covered by mobile cellular telephony
- Mobile cellular tariffs (100 minutes of use per month), in US\$, and as a percentage of per capita income
- Tendency: Fixed to Mobile

ICT infrastructure and access - Internet -



- Computers per 100 inhabitants
- Internet subscribers per 100 inhabitants
- Broadband Internet subscribers per 100 inhabitants
- International Internet bandwidth per inhabitant
- Internet access tariffs (20 hours per month), in US\$, and as a percentage of per capita income
- Percentage of localities with public Internet access centres (PIACs) by number of inhabitants (rural/urban)
- Mostly cause–effect conditions.
- What about Internet coverage (Wireless) and IP address (public).

Thank You

Contact Point

Widi Amanasto
widi_a@telkom.co.id

Arief Hamdani Gunawan
hamdani2@telkom.co.id